

**BERRY BAY
COMMUNITY DEVELOPMENT
DISTRICT**

APRIL 03, 2025

**REGULAR MEETING
AGENDA PACKAGE**



2005 PAN AM CIRCLE, SUITE 300
TAMPA, FL 33067

Berry Bay Community Development District

Board of Supervisors

Carlos de la Ossa, Chair
Nicholas Dister, Vice-Chairman
Ryan Motko, Assistant Secretary
Kelly Evans, Assistant Secretary
Chloe Firebaugh, Assistant Secretary

District Staff

Michael Perez, District Manager
John Vericker, District Counsel
Tonja Stewart, District Engineer

Regular Meeting Agenda

Thursday, April 03, 2025 at 2:00 p.m.

The Regular Meeting of the **Berry Bay Community Development District** will be held **April 03, 2025 at 2:00 p.m. at the Offices of Inframark located at 2005 Pan Am Circle, Suite 300, Tampa, FL 33607**. Please let us know at least 24 hours in advance if you are planning to call into the meeting. Following is the Agenda for the Meeting:

[Join the meeting now](#)

Meeting ID: 263 935 216 491 **Passcode:** Sd7Lo6KB

Dial-in by phone +1 646-838-1601 **Pin:** 151 133 964#

REGULAR MEETING OF THE BOARD OF SUPERVISORS

1. CALL TO ORDER/ROLL CALL

2. PUBLIC COMMENTS

(Each individual has the opportunity to comment and is limited to three (3) minutes for such comment)

3. BUSINESS ITEMS

- A. Consideration of FES Structure Repair Proposal
- B. Consideration of Sunrise Landscape “Time and Material Irrigation Re-Route for Lift Station Construction” Proposal

4. CONSENT AGENDA

- A. Approval of Minutes of the March 06, 2025, Regular Meeting
- B. Consideration of Operation and Maintenance February 2025
- C. Acceptance of the Financials and Approval of the Check Register for January 2025 & February 2025

5. STAFF REPORTS

- A. District Counsel
- B. District Engineer
- C. District Manager
 - i. Field Inspections Report

6. BOARD OF SUPERVISORS REQUESTS AND COMMENTS

7. ADJOURNMENT



Crosscreek Environmental Inc.

111 61st Street East
Palmetto, FL 34221
admin@crosscreekenv.com

Estimate

Date	Estimate #
2/21/2025	12844
PO #	

Name / Address
Berry Bay CDD Stantec Tyson Waag, P.E. 777 S Harbour Island Boulevard Suite 600 Tampa FL 33602

* Estimate Good For 30 Days

Description	Qty	Rate	Total
<p>Berry Bay CDD FES Structure Repair</p> <p>Restoration of erosional area around FES drainage pipe per the Stantec supplied aerial. The existing concrete bags around the FES will be removed and placed at the base of the MES to act as a splash pad. The eroded area around the FES will be filled if needed with compacted fill dirt and/or eroded sediment, regraded, then stabilized with FW404 reinforcement matting. FW404 matting to be covered with limestone rip rap to prevent future erosion. Rip rap collar will extend to the existing concrete bag location. The concrete splash pad will be covered with the existing and imported rip rap to conceal it. Cost includes Bahia sod replacement around the MES and any disturbed areas. This cost is based off of accessing the area through the vacant lot adjacent to the pond.</p> <p>30% deposit due prior to commencement of work. Amount to be deducted from final invoice.</p>	1	9,250.00	9,250.00
Please sign and return if accepted		Total	\$9,250.00

** All warranties exclude acts of God.
** There is a 3.5% fee for all payments made via credit card.
** All contracts over \$10,000.00 will receive a notice to owner (NTO).

Phone # (941) 479-7811 Fax # (941) 479-7812
www.crosscreekenvironmental.com

**Proposal Prepared for:**

Berry Bay CDD
4982 Eagle Rock Dr
Wimauma, Florida 33598
Contact: Gary Schwartz
Email: Gary.Schwartz@Inframark.com

Prepared by:

Kody Dafoe
Email: 1595@westcoastlandscape.com
Proposal Date: 2/24/2025
Proposal #: 20775

Berry Bay Time and Material Irrigation Re-Route for Lift station construction

Berry Bay Time and Material Irrigation Re-Route for Lift Station Construction

- Re Route irrigation main line from lift station to 301 running temporary 2 1/2 in schedule 40 line in the gutter with sand bags every 20 ft to hold it down.
- Locating and Tying into each sleeve that runs into the center island.
- Re install wire along pipe for solenoids as well, will tape to mainline in the curb. Reprogram entire timer to ensure all zones are on correct programs on timer in plumeria park.
- We will run mainline in crevis of north curb and tie into the sleeve over the curb and secure with sandbags.
- We will need at least one week to reroute the irrigation before construction starts.

We believe this is the best option without having to tunnel and bore under the asphalt to get from island to island.

Irrigation Repairs

Items	Quantity	Unit
Labor - Irrigation Enhancement	150.00	HR
Miscellaneous Irrigation Parts	1,000.00	Dollars
14 Gauge 2 Conductor Hunter Decoder Wire Blue	2,800.00	FT
Rental Equipment - Lift	2.00	Day
Schedule 40 PVC Pipe	2,350.00	FT
Sand Bags	100.00	EA

Irrigation Repairs: \$37,158.25

PROJECT TOTAL: \$37,158.25

Terms & Conditions

Trees, sod, and plant material exposed to frost and/or freezing conditions cannot be guaranteed.

Customer is solely responsible for all underground obstructions, including without limitation utility lines, limerock, and construction debris. Sunrise Landscape reserves the right to pass onto the Customer any additional actual costs it incurs if unusual or unanticipated ground conditions such as rock formations or other underground obstructions impede the installation contemplated under this Contract.

These notes become part of any contract or agreement entered into unless specific exceptions are made in writing stating otherwise, adding to or deleting from scope of work.

Watering Restrictions: Sunrise Landscape is bound by local water restrictions which may in fact result in irreparable stress and /or demise of landscape plant material and turf. Sunrise Landscape cannot be held responsible for long or short term drought related stress, damage, or demise of landscape plant material and turf with regards to restricted irrigation regulations over which Sunrise Landscape has no direct control.

Any work or items not specifically included are excluded.

Lien: According to Florida's Construction Lien Law (sections 713.001-713.37, Florida Statutes), those who work on your property or provide materials and are not paid in full have a right to enforce their claim against your property. This claim is known as a construction lien. If your contractor or a subcontractor fails to pay subcontractors, sub-subcontractors, or material suppliers or neglects to make other legally required payments, the people who are owed money may look to your property for payment, even if you have paid your contractor in full. If you fail to pay your contractor, your contractor may also have a lien on your property. This means if a lien is filed your property could be sold against your will to pay for labor, materials, or other services that your contractor or a subcontractor may have failed to pay. Florida's Construction Lien Law is complex and it is recommended that whenever a specific problem arises, you consult an attorney.

Attorney Fees: In any litigation, arbitration, or other proceeding by which one party either seeks to enforce its rights under this Agreement (whether in contract, tort, or both) or seeks a declaration of any rights or obligations under this Agreement, the prevailing party shall be awarded its reasonable attorney fees, and costs and expenses incurred.

By



Kody Dafoe

Date

2/24/2025

Sunrise Landscape

By

Date

Berry Bay CDD

**MINUTES OF MEETING
BERRY BAY
COMMUNITY DEVELOPMENT DISTRICT**

The regular meeting of the Board of Supervisors of Berry Bay Community Development District was held on Thursday, March 6, 2025, and called to order at 2:41 p.m. at the Offices of Inframark located at 2005 Pan Am Circle, Suite 300, Tampa, Florida 33607.

Present and constituting a quorum were:

Carlos de la Ossa	Chairperson
Nicholas Dister	Vice Chairperson (<i>via phone</i>)
Ryan Motko	Assistant Secretary
Kelly Evans	Assistant Secretary

Also present were:

Michael Perez	District Manager
Jayna Cooper	District Manager
Kathryn Hopkinson	District Counsel
John Vericker	District Counsel
Tyson Waag	District Engineer (<i>via phone</i>)
Brooke Chapman	On-site Manager

The following is a summary of the discussions and actions taken.

FIRST ORDER OF BUSINESS **Call to Order/Roll Call**

Mr. Perez called the meeting to order, and a quorum was established.

SECOND ORDER OF BUSINESS **Public Comments**

There being none, the next order of business followed.

THIRD ORDER OF BUSINESS **Business Items**

A. Consideration of FES Structure Repair Proposal

Mr. de la Ossa requested Mr. Waag review proposal prior to approval.

B. Consideration of Sunrise Landscape “Time and Material Irrigation Re-Route for Lift Station Construction” Proposal

This item was TABLED by the Board for further discussion.

FOURTH ORDER OF BUSINESS **Consent Agenda**

A. Approval of Minutes of the February 6, 2025 Special Meeting

B. Consideration of Operation and Maintenance January 2025

C. Acceptance of the Financials and Approval of the Check Register for January 2025

On MOTION by Mr. de la Ossa seconded by Ms. Evans, with all in favor, the Consent Agenda was approved. 5-0
--

FIFTH ORDER OF BUSINESS

Staff Reports

- A. District Counsel**
- B. District Engineer**
- C. District Manager**

There being no reports, the next item followed.

i. Field Inspections Report

Field Inspector presented an updated report mentioning *TECO* still handling the lights 3-week deadline. A copy was included in the agenda package.

SIXTH ORDER OF BUSINESS

Board of Supervisors' Requests and Comments

There being none, the next order of business followed.

SEVENTH ORDER OF BUSINESS

Adjournment

There being no further business,

On MOTION by Mr. de la Ossa seconded by Mr. Dister, with all in favor, the meeting was adjourned at 2:45 pm. 5-0
--

Michael Perez/Jayna Cooper
District Manager

Carlos de la Ossa
Chairperson

BERRY BAY CDD
Summary of Operations and Maintenance Invoices

Vendor	Invoice Date	Invoice/Account Number	Amount	Invoice Total	Comments/Description
Monthly Contract					
CHARTER COMMUNICATIONS ACH	1/31/2025	2748863013125	\$99.99	\$99.99	INTERNET- 05/31/24-06/30/24
CITY-WIDE CLEANING LLC	2/17/2025	19196	\$315.00	\$315.00	Feb cleaning
FIRST CHOICE AQUATIC WEED MANAGMENT LLC	2/3/2025	106176	\$2,139.00	\$2,139.00	ponds
INFRAMARK LLC	1/27/2025	142067	\$9.66	\$9.66	DISTRICT INVOICE
INFRAMARK LLC	2/1/2025	142778	\$1,000.00		Accounting Services
INFRAMARK LLC	2/1/2025	142778	\$1,000.00		field services
INFRAMARK LLC	2/1/2025	142778	\$5,833.33		onsite staff
INFRAMARK LLC	2/1/2025	142778	\$700.00		dissemination services
INFRAMARK LLC	2/1/2025	142778	\$3,000.00		DISTRICT INVOICE
INFRAMARK LLC	2/1/2025	142778	\$125.00	\$11,658.33	website maintenance
SUNRISE LANDSCAPE	2/1/2025	14 31411	\$28,545.08	\$28,545.08	LANDSCAPE MAINT
Monthly Contract Subtotal			\$42,767.06	\$42,767.06	
Variable Contract					
STANTEC CONSULTING SERV INC	2/6/2025	2354007	\$1,535.50	\$1,535.50	district engineer
STRALEY ROBIN VERICKER	2/5/2025	25945	\$2,722.50	\$2,722.50	PROFESSIONAL SERVICES
SUNRISE LANDSCAPE	2/1/2025	14 31392	\$405.88	\$405.88	irrigation repairs
SUNRISE LANDSCAPE	1/31/2025	14 31068	\$1,366.84	\$1,366.84	irrigation repairs
TECO ACH	2/5/2025	020525-6104	\$10,565.12	\$10,565.12	electric
TECO ACH	2/12/2025	021225-2960 ACH	\$1,018.79	\$1,018.79	electric 1/9 - 2/6/2025
TECO ACH	2/12/2025	021225-0294 ACH	\$138.91	\$138.91	electric 1/9 - 2/6/2025
TECO ACH	2/12/2025	021225-3334 ACH	\$509.39	\$509.39	electric 1/9 - 2/6/2025
TECO ACH	2/12/2025	021225-3916 ACH	\$18.88	\$18.88	electric 1/9 - 2/6/2025
TECO ACH	2/12/2025	021225-3150 ACH	\$1,382.63	\$1,382.63	electric 1/9 - 2/6/2025
TECO ACH	2/12/2025	021225-2187 ACH	\$28.13	\$28.13	electric 1/8 - 2/5/2025
TECO ACH	2/12/2025	021225-3802 ACH	\$1,435.56	\$1,435.56	electric 1/9 - 2/6/2025
Variable Contract Subtotal			\$21,128.13	\$21,128.13	
Utilities					
BOCC ACH	1/17/2025	011725-7985	\$213.19	\$213.19	WATER

BERRY BAY CDD
Summary of Operations and Maintenance Invoices

Vendor	Invoice Date	Invoice/Account Number	Amount	Invoice Total	Comments/Description
Utilities Subtotal			\$213.19	\$213.19	
Regular Services					
CARLOS DE LA OSSA	2/6/2025	CO-020625	\$200.00	\$200.00	SUPERVISOR FEES
FIRST CHOICE AQUATIC WEED MANAGMENT LLC	1/28/2025	106105	\$1,025.00	\$1,025.00	initial trash removal in pond
FIRST CHOICE AQUATIC WEED MANAGMENT LLC	1/28/2025	106104	\$2,871.57	\$2,871.57	midge fly treatment 1/25/2025
KELLY ANN EVANS	2/6/2025	KE-020625	\$200.00	\$200.00	SUPERVISOR FEES
NICHOLAS J. DISTER	2/6/2025	ND 020625	\$200.00	\$200.00	SUPERVISOR FEE
RYAN MOTKO	2/6/2025	RM-020625	\$200.00	\$200.00	SUPERVISOR FEE
Regular Services Subtotal			\$4,696.57	\$4,696.57	
Additional Services					
FIRST CHOICE AQUATIC WEED MANAGMENT LLC	2/18/2025	106325	\$170.00	\$170.00	blue dye treatment #19 2/18/2025
SUNRISE LANDSCAPE	2/20/2025	14 32098	\$1,118.42	\$1,118.42	amenity center gutter tie in, rock and dirt
Additional Services Subtotal			\$1,288.42	\$1,288.42	
TOTAL			\$70,093.37	\$70,093.37	

January 31, 2025
Invoice Number: 2748863013125
Account Number: **8337 12 029 2748863**
Security Code: **7173**
Service At: 5380 NIGHT TIDE LN
WIMAUMA FL 33598

Auto Pay Notice

Contact Us

Visit us at SpectrumBusiness.net
Or, call us at **855-252-0675**

Summary

*Service from 01/31/25 through 02/28/25
details on following pages*

Previous Balance	99.99
Payments Received -Thank You!	-99.99
Remaining Balance	\$0.00
Spectrum Business™ Internet	99.99
Other Charges	0.00
Current Charges	\$99.99
YOUR AUTO PAY WILL BE PROCESSED 02/18/25	
Total Due by Auto Pay	\$99.99

NEWS AND INFORMATION

IMPORTANT ACCOUNT UPDATE

At Spectrum Business, your privacy is important. When you contact us for assistance associated with your account, Spectrum Business may require information, such as your security code, to verify your identity prior to accessing your account information. Beginning 2/17/25, Spectrum Business **will no longer** include your security code on your monthly account statement. We are proactively implementing this security measure as part of our commitment to protecting the integrity of your information.

You can manage your security code on
SpectrumBusiness.net/securitycode.

Please keep your security code confidential. For additional ways to safeguard your information, follow our guidelines on
SpectrumBusiness.net/safeguard.

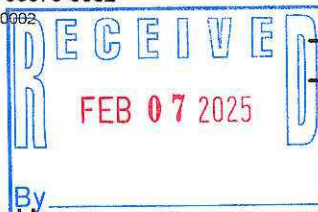
Thank you for choosing Spectrum Business.
We appreciate your prompt payment and value you as a customer.

Auto Pay. Thank you for signing up for auto pay. Please note your payment may be drafted and posted to your Spectrum Business account the day after your transaction is scheduled to be processed by your bank.



4145 S. FALKENBURG RD RIVERVIEW FL 33578-8652
8633 2390 NO RP 31 02012025 NNNNNNNN 01 000246 0002

BERRY BAY CDD
2005 PAN AM CIR STE 300
TAMPA FL 33607-6008



Total Due by Auto Pay \$99.99

January 31, 2025

BERRY BAY CDD

Invoice Number: 2748863013125
Account Number: 8337 12 029 2748863
Service At: 5380 NIGHT TIDE LN
WIMAUMA FL 33598

CHARTER COMMUNICATIONS
PO BOX 7186
PASADENA CA 91109-7186

833712029274886300099994

January 31, 2025

Invoice Number: BERRY BAY CDD
 Account Number: 2748863013125
 Security Code: 8337 12 029 2748863
 7173

**Contact Us**

Visit us at SpectrumBusiness.net
 Or, call us at **855-252-0675**

8633 2390 NO RP 31 02012025 NNNNNNNN 01 000246 0002

Charge Details

Previous Balance		99.99
EFT Payment	01/18	-99.99
Remaining Balance		\$0.00

Payments received after 01/31/25 will appear on your next bill.

Service from 01/31/25 through 02/28/25

Spectrum Business™ Internet

Security Suite	0.00
Domain Name	0.00
Vanity Email	0.00
Spectrum Business Internet	129.99
Promotional Discount	-40.00
Business WiFi	10.00
	\$99.99

Spectrum Business™ Internet Total **\$99.99**

Other Charges

Payment Processing	5.00
Auto Pay Discount	-5.00
Other Charges Total	\$0.00

Current Charges **\$99.99**

Total Due by Auto Pay **\$99.99**

Billing Information

Tax and Fees - This statement reflects the current taxes and fees for your area (including sales, excise, user taxes, etc.). These taxes and fees may change without notice. Visit spectrum.net/taxesandfees for more information.

Spectrum Terms and Conditions of Service - In accordance with the Spectrum Business Services Agreement, Spectrum services are billed on a monthly basis. Spectrum does not provide credits for monthly subscription services that are cancelled prior to the end of the current billing month.

Terms & Conditions - Spectrum's detailed standard terms and conditions for service are located at spectrum.com/policies.

Notice - Nonpayment of any portion of your cable television, high-speed data, and/or Digital Phone service could result in disconnection of any of your Spectrum provided services.

Insufficient Funds Payment Policy - Charter may charge an insufficient funds processing fee for all returned checks and bankcard charge-backs. If your check, bankcard (debit or credit) charge, or other instrument or electronic transfer transaction used to pay us is dishonored, refused or returned for any reason, we may electronically debit your account for the payment, plus an insufficient funds processing fee as set forth in your terms of service or on your Video Services rate card (up to the amount allowable by law and any applicable sales tax). Your bank account may be debited as early as the same day payment is dishonored, refused or returned. If your bank account is not debited, the returned check amount (plus fee) must be replaced by cash, cashier's check or money order.

Billing Practices - Spectrum Business mails monthly, itemized invoices for all monthly services in advance. A full payment is required on or before the due date indicated on this invoice. Payments made after the indicated due date may result in a late payment processing charge. Failure to pay could result in the disconnection of all your Spectrum Business service(s). Disconnection of Business Voice service may also result in the loss of your phone number.

Changing Business Locations - Please contact Spectrum Business before moving your Business Voice modem to a new address. To establish service at your new location or return equipment, please contact Spectrum Business at least twenty-one (21) business days prior to your move.

Past Due Fee / Late Fee Reminder - A late fee will be assessed for past due charges for service.

Continued on the next page....

Local Spectrum Store: 12970 S US Hwy 301, Suite 105, Riverview FL 33579 Store Hours: Mon thru Sat - 10:00am to 8:00pm; Sun - 12:00pm to 5:00pm

Local Spectrum Store: 872 Brandon Town Center Mall, Brandon FL 33511 Store Hours: Mon thru Sat - 10:00am to 8:00pm and Sun - 12:00pm to 5:00pm



For questions or concerns, please call **1-866-519-1263**.



City-Wide Cleaning LLC

P.O. Box 262142

Tampa, FL 33685

(813) 624-4479

INVOICE NO. 19196

TO:

Berry Bay CDD

2005 Pan Am

Tamp, 17/11/2011

C/o Berry Bay

DATE:

2/17/25

[illegible]



Aquatic Weed Control, Inc.

P.O. Box 593258
Orlando, FL 32859

Phone: 407-859-2020
Fax: 407-859-3275

Invoice

Date	Invoice #
2/3/2025	106176

Bill To

Berry Bay CDD
c/o Inframark
2005 Pan Am Circle, Ste 300
Tampa, FL 33607

Customer P.O. No.	Payment Terms	Due Date
	Net 30	3/5/2025

Description	Amount
Waterway service for (22) ponds for the month this invoice is dated.	2,139.00

Thank you for your business.

Total	\$2,139.00
Payments/Credits	\$0.00
Balance Due	\$2,139.00



2002 West Grand Parkway North
Suite 100
Katy, TX 77449

INVOICE#

142067

CUSTOMER ID

C2278

PO#

INVOICE

DATE

1/27/2025

NET TERMS

Net 30

DUE DATE

2/26/2025

BILL TO

Berry Bay Community Development
District
2005 Pan Am Cir Ste 300
Tampa FL 33607-6008
United States

Services provided for the Month of: December 2024

DESCRIPTION	QTY	UOM	RATE	MARKUP	AMOUNT
Postage	14	Ea	0.69		9.66
Subtotal					9.66

Subtotal	\$9.66
-----------------	--------

Tax	\$0.00
------------	--------

Total Due	\$9.66
------------------	--------

Remit To : Inframark LLC, PO BOX 733778, Dallas, Texas, 75373-3778

To pay by Credit Card, please contact us at 281-578-4299, 9:00am - 5:30pm EST, Monday – Friday. A surcharge fee may apply.

To pay via ACH or Wire, please refer to our banking information below:

Account Name: INFRAMARK, LLC

ACH - Bank Routing Number: 111000614 / Account Number: 912593196

Wire - Bank Routing Number: 021000021 / SWIFT Code: CHASUS33 / Account Number: 912593196

Please include the Customer ID and the Invoice Number on your form of payment.



2002 West Grand Parkway North
Suite 100
Katy, TX 77449

INVOICE

INVOICE#

142778

DATE

2/1/2025

CUSTOMER ID

C2278

NET TERMS

Net 30

PO#**DUE DATE**

3/3/2025

BILL TO

Berry Bay Community Development
District
2005 Pan Am Cir Ste 300
Tampa FL 33607-6008
United States

Services provided for the Month of: February 2025

DESCRIPTION	QTY	UOM	RATE	MARKUP	AMOUNT
Dissemination Services	2	Ea	350.00		700.00
District Management	1	Ea	3,000.00		3,000.00
Website Maintenance / Admin	1	Ea	125.00		125.00
Field Management	1	Ea	1,000.00		1,000.00
Accounting Services	1	Ea	1,000.00		1,000.00
On-site staff	1	Ea	5,833.33		5,833.33
Subtotal					11,658.33

Subtotal \$11,658.33

Tax \$0.00

Total Due \$11,658.33

Remit To : Inframark LLC, PO BOX 733778, Dallas, Texas, 75373-3778

To pay by Credit Card, please contact us at 281-578-4299, 9:00am - 5:30pm EST, Monday – Friday. A surcharge fee may apply.

To pay via ACH or Wire, please refer to our banking information below:

Account Name: INFRAMARK, LLC

ACH - Bank Routing Number: 111000614 / Account Number: 912593196

Wire - Bank Routing Number: 021000021 / SWIFT Code: CHASUS33 / Account Number: 912593196

Please include the Customer ID and the Invoice Number on your form of payment.



5100 W Kennedy Blvd
Ste 325
Tampa, FL 33609

Invoice 14 31411

PO#	Date
	02/01/2025
Sales Rep	Terms
Kody Dafoe	Net 30

Bill To
Berry Bay CDD 2005 Pan Am Circle Suite 300 Tampa, FL 33607

Property Address
Berry Bay CDD 4982 Eagle Rock Dr Wimauma, FL 33598

Item	Qty / UOM	Rate	Ext. Price	Amount
#11032 - Landscape Maintenance Agreement February 2025				\$28,545.08
Proposal see pictures on visit note				

Total	\$28,545.08
Credits/Payments	(\$0.00)
Balance Due	\$28,545.08

Current	1-30 Days Past Due	31-60 Days Past Due	61-90 Days Past Due	90+ Days Past Due
\$30,317.80	\$0.00	\$5,123.87	\$0.00	\$28,545.08

Invoice Number	2354007
Invoice Date	February 6, 2025
Purchase Order	238202115
Customer Number	156811
Project Number	238202115

Bill To

Berry Bay Community
Development District
Accounts Payable
c/o Meritus Districts
2005 Pan Am Circle Suite
120
Tampa FL 33607
United States

Please Remit To

Stantec Consulting Services
Inc. (SCSI)
13980 Collections Center
Drive
Chicago IL 60693
United States

Project	Berry Bay CDD			
	Project Manager	Stewart, Tonja L	Contract Upset	3,115.00
	Current Invoice Total (USD)	1,535.50	Contract Billed to Date For Period Ending	1,535.50 February 1, 2025

Top Task	2025	2025 FY General Consulting
-----------------	-------------	-----------------------------------

Professional Services

Billing Level		Current Hours	Rate	Current Amount
Level 07	Nurse, Vanessa M	4.75	167.00	793.25
Level 08	Litzelfelner, Samantha Lee	0.75	177.00	132.75
Level 10	Waag, R Tyson (Tyson)	1.00	182.00	182.00
Level 10	Waag, R Tyson (Tyson)	2.25	190.00	427.50
Subtotal Professional Services		8.75		1,535.50

Top Task Subtotal	2025 FY General Consulting	1,535.50
-------------------	----------------------------	----------

Total Fees & Disbursements	1,535.50
INVOICE TOTAL (USD)	1,535.50

Net Due in 30 Days or in accordance with terms of the contract

Billing Backup

Date	Project	Task	Expnd Type	Employee/Supplier	Quantity	Bill Rate	Bill Amount	Comment	AP Ref. #
2025-01-16	238202115	2025	Direct - Regular	LITZELFELNER, SAMANTHA LEE	0.50	177.00	88.50	GENERAL CONSULTING	
2025-01-17	238202115	2025	Direct - Regular	LITZELFELNER, SAMANTHA LEE	0.25	177.00	44.25	GENERAL CONSULTING	
2025-01-06	238202115	2025	Direct - Overtime	NURSE, VANESSA M	1.00	167.00	167.00	PREPARED NEW OWNERSHIP MAP	
2025-01-07	238202115	2025	Direct - Overtime	NURSE, VANESSA M	2.50	167.00	417.50	PREPARED NEW OWNERSHIP MAP	
2025-01-15	238202115	2025	Direct - Overtime	NURSE, VANESSA M	0.50	167.00	83.50	DOWNLOADED BACK-UP INFO FOR 2024 (AA3) ER	
2025-01-16	238202115	2025	Direct - Regular	NURSE, VANESSA M	0.25	167.00	41.75	FINANCIAL REVIEW	
2025-01-23	238202115	2025	Direct - Regular	NURSE, VANESSA M	0.50	167.00	83.50	UPDATED EPG MAPPING ONEDRIVE FOLDER	
2024-12-05	238202115	2025	Direct - Regular	WAAG, R TYSON (TYSON)	0.50	182.00	91.00	REVIEW MEETING AGENDA AND MONTHLY BOARD MEETING ATTENDANCE.	
2024-12-10	238202115	2025	Direct - Regular	WAAG, R TYSON (TYSON)	0.50	182.00	91.00	PROVIDE REQUESTED BILLING BACK UP FOR OUTSTANDING CHANGE ORDER.	
2025-01-09	238202115	2025	Direct - Regular	WAAG, R TYSON (TYSON)	0.50	190.00	95.00	REVIEW MEETING AGENDA AND MEETING ATTENDANCE.	
2025-01-10	238202115	2025	Direct - Regular	WAAG, R TYSON (TYSON)	0.25	190.00	47.50	CDD TEAM COORDINATION MEETING	
2025-01-27	238202115	2025	Direct - Regular	WAAG, R TYSON (TYSON)	0.75	190.00	142.50	EMAIL CORRESPONDENCE WITH DM REGARDING DAMAGED FLARED END STRUCTURE. EMAIL CORRESPONDENCE WITH VENDORS FOR REPAIR PROPOSALS.	
2025-01-29	238202115	2025	Direct - Regular	WAAG, R TYSON (TYSON)	0.50	190.00	95.00	REVIEW EMAIL CORRESPONDENCE FROM DM AND SCHEDULE SITE VISIT FOR CONCRETE SPILL.	
2025-01-30	238202115	2025	Direct - Regular	WAAG, R TYSON (TYSON)	0.25	190.00	47.50	EMAIL CORRESPONDENCE WITH VENDORS REGARDING REPAIR PROPOSALS.	
Total Project 238202115					8.75		\$1,535.50		

Straley Robin Vericker

1510 W. Cleveland Street

Tampa, FL 33606

Telephone (813) 223-9400

Federal Tax Id. - 20-1778458

Berry Bay Community Development District

Inframark

2005 Pan Am Circle, Ste 300

Tampa, FL 33607

February 05, 2025

Client: 001543

Matter: 000001

Invoice #: 25945

Page: 1

RE: General

For Professional Services Rendered Through January 31, 2025

SERVICES

Date	Person	Description of Services	Hours	Amount
1/2/2025	AM	REVIEW DISTRICT'S WEBSITE TO CONFIRM COUNSEL'S CORRECT INFORMATION.	0.2	\$35.00
1/2/2025	KCH	REVIEW AGENDA PACKAGE.	0.4	\$130.00
1/8/2025	JMV	REVIEW AGENDA PACKET AND PREPARE FOR CDD BOARD MEETING.	0.3	\$112.50
1/9/2025	JMV	PREPARE FOR AND ATTEND CDD BOARD MEETING.	0.5	\$187.50
1/9/2025	KCH	PREPARE FOR AND ATTEND BOS MEETING IN PERSON.	0.5	\$162.50
1/10/2025	KCH	PREPARE ONE-TIME SERVICES AGREEMENT WITH SUNRISE; PREPARE ADDENDUM TO POND MAINTENANCE AGREEMENT WITH AQUATIC WEED CONTROL.	3.0	\$975.00
1/17/2025	KCH	PREPARE FOR AND ATTEND OPERATIONS MEETING IN PERSON; REVIEW 2025 HURRICANE READINESS PLAN, ASSOCIATED MAPS, AND RESIDENT COMMUNICATIONS FOR SAME.	2.2	\$715.00
1/22/2025	JMV	REVIEW EMAIL FROM K. SMITH RE: PLAT; DRAFT EMAIL TO K. SMITH.	0.3	\$112.50
1/29/2025	KCH	REVIEW EMAILS AND PHOTOS ASSOCIATED WITH POSSIBLE DAMAGE DONE TO DISTRICT PROPERTY AT 5434 BERRY BAY AVENUE REGARDING SPILLED CONCRETE.	0.3	\$97.50
1/30/2025	KCH	REVIEW AMENITY POLICIES FOR MEMBERSHIP ACCESS; EMAILS WITH M.PEREZ REGARDING SAME.	0.6	\$195.00
Total Professional Services			8.3	\$2,722.50

February 05, 2025
Client: 001543
Matter: 000001
Invoice #: 25945

Page: 2

Total Services	\$2,722.50	
Total Disbursements	\$0.00	
Total Current Charges		\$2,722.50
Previous Balance		\$2,355.66
Less Payments		(\$2,355.66)
PAY THIS AMOUNT		\$2,722.50

Please Include Invoice Number on all Correspondence



5100 W Kennedy Blvd
Ste 325
Tampa, FL 33609

Invoice 14 31392

PO#	Date
	02/01/2025
Sales Rep	Terms
Kody Dafoe	Net 30

Bill To

Berry Bay CDD
2005 Pan Am Circle
Suite 300
Tampa, FL 33607

Property Address

Berry Bay CDD
4982 Eagle Rock Dr
Wimauma, FL 33598

Item	Qty / UOM	Rate	Ext. Price	Amount
------	-----------	------	------------	--------

#19737 - Jan Irrigation Repairs

Jan Irrigation Repairs

- zone 184 - 1 spray, 1 nozzle
- zone 171 - 1 spray, 1 nozzle
- zone 9 - 1 spray, 2 nozzle
- zone 150 - 4 sprays, 4 nozzles
- zone 152 - 1 bubbler
- zone 153 - 6 drip
- zone 154 - 2 nozzles
- zone 155 - 1 spray, 1 nozzle
- zone 160 - 2 nozzles
- zone 40 - 1 nozzle
- zone 71 - 1 lateral line, 1 spray, 2 nozzles
- zone 75 - 10 drips
- zone 144 - 1 bubbler, 1 lat line fixed
- zone 142 - 3 drips
- zone 147 - 1 nozzle
- zone 149 - 1 bubbler
- zone 145 - 6 drips
- zone 146 - 1 spray, 1 nozzle

Irrigation Repairs - 01/31/2025

\$405.88

Labor - 01/31/25	3.00 Hrs
Irrigation Parts (Material)	29.00 Dollars
6" HUNTER PRO SPRAY POP-UP NSI	9.00 EA
BLACK CAP (Material)	
Irritrol Adjustable Flood Bubbler (Material)	3.00 EA

Total	\$405.88
Credits/Payments	<u>(\$0.00)</u>
Balance Due	\$405.88

Current	1-30 Days Past Due	31-60 Days Past Due	61-90 Days Past Due	90+ Days Past Due
\$1,772.72	\$0.00	\$5,123.87	\$0.00	\$28,545.08



5100 W Kennedy Blvd
Ste 325
Tampa, FL 33609

Invoice 14 31068

PO#	Date
	01/31/2025
Sales Rep	Terms
Kody Dafoe	Net 30

Bill To

Berry Bay CDD
2005 Pan Am Circle
Suite 300
Tampa, FL 33607

Property Address

Berry Bay CDD
4982 Eagle Rock Dr
Wimauma, FL 33598

Item	Qty / UOM	Rate	Ext. Price	Amount
------	-----------	------	------------	--------

#19163 - Berry bay Ave and Saffold Entrance Broken Valve manifold repair
1.15.25

Repair 2 broken valves and manifold that were damaged when a truck ran over the valve boxes.
The manifolds are broken due to the weight of the truck and will need to be rebuilt.









Proposal Pricing is valid for 30 days from the proposal date.

Irrigation Repairs - 01/16/2025

\$1,366.84

Total	\$1,366.84
Credits/Payments	<u>(\$0.00)</u>
Balance Due	\$1,366.84

Current	1-30 Days Past Due	31-60 Days Past Due	61-90 Days Past Due	90+ Days Past Due
\$1,366.84	\$5,123.87	\$0.00	\$28,545.08	\$0.00





ACH Instructions

Bank Name:	Fifth Third Bank, N.A.
Bank Address:	38 Fountain Square Plaza Cincinnati, OH 45263
Name on Bank Account:	Westcoast Landscape & Lawns, LLC
Routing / Transit Number (ABA #):	063 103 915
Account Number:	742 322 3465
Account Type:	Checking

Please send all remittance information to ar@sunriselandscape.com

Domestic Wire Instructions

Bank Name:	Fifth Third Bank, N.A.
Bank Address:	38 Fountain Square Plaza Cincinnati, OH 45263
Beneficiary:	Westcoast Landscape & Lawns, LLC
Wire Routing Number:	042 000 314
Account Number:	742 322 3465
Account Type:	Checking

Please send all remittance information to ar@sunriselandscape.com



BERRY BAY COMMUNITY DEVELOPMENT
DISTRICT
C/O MERITUS CORP
2005 PAN AM CIR, STE 300
TAMPA, FL 33607-6008

Statement Date: February 05, 2025

Amount Due: \$10,565.12

Due Date: February 19, 2025

Account #: 321000026104

DO NOT PAY. Your account will be drafted on February 19, 2025

Account Summary

Previous Amount Due	\$11,088.91
Payment(s) Received Since Last Statement	-\$11,088.91
Credit Balance After Payments and Credits	\$0.00
Current Month's Charges	\$10,565.12

Amount Due by February 19, 2025 \$10,565.12

Amount not paid by due date may be assessed a late payment charge and an additional deposit.

Your Locations With The Highest Usage



5161 PLUMERIA DR,
WIMAUMA, FL 33598

1,000
KWH



Scan here to interact
with your bill online.

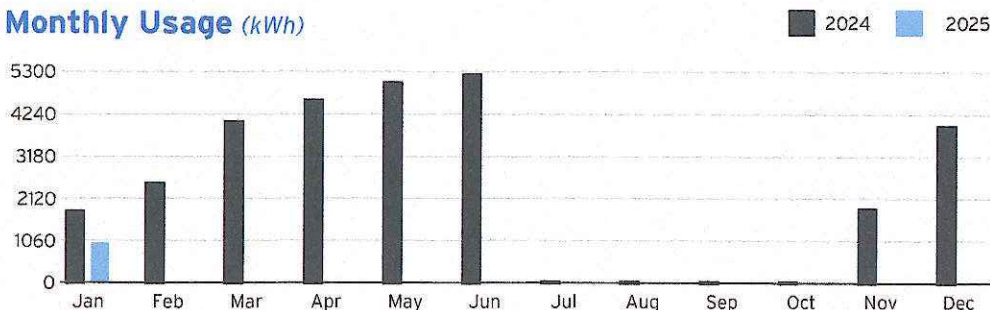


**DOWNED IS
DANGEROUS!**

If you see a downed power line,
move a safe distance away and call 911.

Visit TampaElectric.com/Safety
for more safety tips.

Monthly Usage (kWh)



Learn about your newly redesigned bill and get deeper insights about your usage by visiting TECOaccount.com



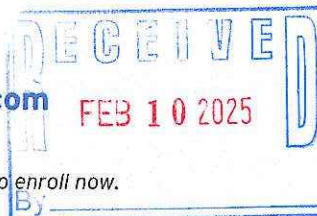
To ensure prompt credit, please return stub portion of this bill with your payment.



Pay your bill online at TampaElectric.com

See reverse side of your paystub for more ways to pay.

Go Paperless, Go Green! Visit TampaElectric.com/Paperless to enroll now.



Account #: 321000026104

Due Date: February 19, 2025

Amount Due: \$10,565.12

Payment Amount: \$ _____

700625003297

Your account will be
drafted on February 19, 2025

00000011 FTECO502062500505510 00000 01 00000000 11 007

BERRY BAY COMMUNITY DEVELOPMENT DISTRICT
C/O MERITUS CORP
2005 PAN AM CIR, STE 300
TAMPA, FL 33607-2359

Mail payment to:

TECO
P.O. BOX 31318
TAMPA, FL 33631-3318

Make check payable to: TECO

Please write your account number on the memo line of your check.

Summary of Charges by Service Address

Account Number: 321000026104

Energy Usage From Last Month

 Increased  Same  Decreased

Service Address: US HWY 301 S, WIMAUMA, FL 33598

Sub-Account Number: 211026770647

Amount: \$1,351.33

Service Address: US HWY 301 AND SAFFOLD RD PH2, WIMAUMA, FL 33598

Sub-Account Number: 221008266993

Amount: \$2,141.74

Service Address: US HWY 301 AND SAFFOLD RD PH 1, WIMAUMA, FL 33598

Sub-Account Number: 221008339733

Amount: \$1,034.66

Service Address: SAFFOLD RD AND US HWY 301 S, WIMAUMA, FL 33598

Sub-Account Number: 221008339741

Amount: \$513.89

Service Address: US HWY 301 S VILLAGE K, WIMAUMA, FL 33598

Sub-Account Number: 221008339758

Amount: \$694.62

Service Address: US HWY 301 S VILLAGE M, WIMAUMA, FL 33598

Sub-Account Number: 221008339766

Amount: \$1,481.86

Service Address: US HWY 301 S VILLAGE E, WIMAUMA, FL 33598

Sub-Account Number: 221008348866

Amount: \$463.07

Continued on next page →

For more information about your bill and understanding your charges, please visit TampaElectric.com

Ways To Pay Your Bill



Bank Draft

Visit TECOaccount.com for free recurring or one time payments via checking or savings account.



In-Person

Find list of Payment Agents at TampaElectric.com



Mail A Check

Payments:
TECO
P.O. Box 31318
Tampa, FL 33631-3318
Mail your payment in the enclosed envelope.



Credit or Debit Card

Pay by credit Card using KUBRA EZ-Pay at TECOaccount.com. Convenience fee will be charged.



Phone

Toll Free:
866-689-6469

All Other

Correspondences:
Tampa Electric
P.O. Box 111
Tampa, FL 33601-0111

Contact Us

Online:

TampaElectric.com

Phone:

Commercial Customer Care:

866-832-6249

Residential Customer Care:

813-223-0800 (Hillsborough)

863-299-0800 (Polk County)

888-223-0800 (All Other Counties)

Hearing Impaired/TTY:

7-1-1

Power Outage:

877-588-1010

Energy-Saving Programs:

813-275-3909

Please Note: If you choose to pay your bill at a location not listed on our website or provided by Tampa Electric, you are paying someone who is not authorized to act as a payment agent at Tampa Electric. You bear the risk that this unauthorized party will relay the payment to Tampa Electric and do so in a timely fashion. Tampa Electric is not responsible for payments made to unauthorized agents, including their failure to deliver or timely deliver the payment to us. Such failures may result in late payment charges to your account or service disconnection.

Summary of Charges by Service Address

Account Number: 321000026104

Energy Usage From Last Month

▲ Increased = Same ▼ Decreased

Service Address: US HWY 301 S VILLAGE L, WIMAUMA, FL 33598

Sub-Account Number: 221008348874

Amount: \$1,481.86

Service Address: US HWY 301 S VILLAGE G, WIMAUMA, FL 33598

Sub-Account Number: 221008439970

Amount: \$1,250.32

Service Address: 5161 PLUMERIA DR, WIMAUMA, FL 33598

Sub-Account Number: 221008657597

Meter	Read Date	Current	-	Previous	=	Total Used	Multiplier	Billing Period	Amount
1000861704	01/08/2025	15,008		14,008		1,000 kWh	1	33 Days	\$151.77
									▼ 74.6%

Total Current Month's Charges

\$10,565.12

00000011-0000062-Page 3 of 14





Sub-Account #: 211026770647
Statement Date: 01/31/2025

Service Address: US HWY 301 S, WIMAUMA, FL 33598

Service Period: 12/07/2024 - 01/08/2025

Rate Schedule: Lighting Service

Charge Details



Electric Charges

Lighting Service Items LS-1 (Bright Choices) for 33 days

Lighting Energy Charge	171 kWh @ \$0.03412/kWh	\$5.83
Fixture & Maintenance Charge	9 Fixtures	\$149.49
Lighting Pole / Wire	42 Poles	\$1189.44
Lighting Fuel Charge	171 kWh @ \$0.03059/kWh	\$5.23
Storm Protection Charge	171 kWh @ \$0.00559/kWh	\$0.96
Clean Energy Transition Mechanism	171 kWh @ \$0.00043/kWh	\$0.07
Florida Gross Receipt Tax		\$0.31

Lighting Charges **\$1,351.33**

Current Month's Electric Charges

\$1,351.33

Billing information continues on next page →

00000011-0000062-Page 4 of 14




Sub-Account #: 221008266993
Statement Date: 01/31/2025

Service Address: US HWY 301 AND SAFFOLD RD PH2, WIMAUMA, FL 33598

Service Period: 12/06/2024 - 01/07/2025 Rate Schedule: Lighting Service

Charge Details

 Electric Charges			
Lighting Service Items LS-1 (Bright Choices) for 33 days			
Lighting Energy Charge	1665 kWh @ \$0.03412/kWh		\$56.81
Fixture & Maintenance Charge	45 Fixtures		\$541.80
Lighting Pole / Wire	45 Poles		\$1479.15
Lighting Fuel Charge	1665 kWh @ \$0.03059/kWh		\$50.93
Storm Protection Charge	1665 kWh @ \$0.00559/kWh		\$9.31
Clean Energy Transition Mechanism	1665 kWh @ \$0.00043/kWh		\$0.72
Florida Gross Receipt Tax			\$3.02
Lighting Charges			\$2,141.74

Current Month's Electric Charges	\$2,141.74
---	-------------------

Billing information continues on next page →

00000011-0000063-Page 5 of 14





Sub-Account #: 221008339733
Statement Date: 01/31/2025

Service Address: US HWY 301 AND SAFFOLD RD PH 1, WIMAUMA, FL 33598

Service Period: 12/06/2024 - 01/07/2025

Rate Schedule: Lighting Service

Charge Details



Electric Charges

Lighting Service Items LS-1 (Bright Choices) for 33 days

Lighting Energy Charge	982 kWh @ \$0.03412/kWh	\$33.51
Fixture & Maintenance Charge	28 Fixtures	\$350.83
Lighting Pole / Wire	28 Poles	\$612.59
Lighting Fuel Charge	982 kWh @ \$0.03059/kWh	\$30.04
Storm Protection Charge	982 kWh @ \$0.00559/kWh	\$5.49
Clean Energy Transition Mechanism	982 kWh @ \$0.00043/kWh	\$0.42
Florida Gross Receipt Tax		\$1.78

Lighting Charges **\$1,034.66**

Current Month's Electric Charges

\$1,034.66

Billing information continues on next page →



Sub-Account #: 221008339741
Statement Date: 01/31/2025

Service Address: SAFFOLD RD AND US HWY 301 S, WIMAUMA, FL 33598

Service Period: 12/07/2024 - 01/08/2025

Rate Schedule: Lighting Service

Charge Details



Electric Charges

Lighting Service Items LS-1 (Bright Choices) for 33 days

Lighting Energy Charge	270 kWh @ \$0.03412/kWh	\$9.21
Fixture & Maintenance Charge	10 Fixtures	\$211.10
Lighting Pole / Wire	10 Poles	\$283.20
Lighting Fuel Charge	270 kWh @ \$0.03059/kWh	\$8.26
Storm Protection Charge	270 kWh @ \$0.00559/kWh	\$1.51
Clean Energy Transition Mechanism	270 kWh @ \$0.00043/kWh	\$0.12
Florida Gross Receipt Tax		\$0.49

Lighting Charges **\$513.89**

Current Month's Electric Charges

\$513.89

Billing information continues on next page →

00000011-0000064-Page 7 of 14





Sub-Account #: 221008339758
Statement Date: 01/31/2025

Service Address: US HWY 301 S VILLAGE K, WIMAUMA, FL 33598

Service Period: 12/06/2024 - 01/07/2025

Rate Schedule: Lighting Service

Charge Details



Electric Charges

Lighting Service Items LS-1 (Bright Choices) for 33 days

Lighting Energy Charge	285 kWh @ \$0.03412/kWh	\$9.72
Fixture & Maintenance Charge	15 Fixtures	\$249.15
Lighting Pole / Wire	15 Poles	\$424.80
Lighting Fuel Charge	285 kWh @ \$0.03059/kWh	\$8.72
Storm Protection Charge	285 kWh @ \$0.00559/kWh	\$1.59
Clean Energy Transition Mechanism	285 kWh @ \$0.00043/kWh	\$0.12
Florida Gross Receipt Tax		\$0.52

Lighting Charges

\$694.62

Current Month's Electric Charges

\$694.62

Billing information continues on next page →




Sub-Account #: 221008339766
Statement Date: 01/31/2025

Service Address: US HWY 301 S VILLAGE M, WIMAUMA, FL 33598

Service Period: 12/06/2024 - 01/07/2025 Rate Schedule: Lighting Service

Charge Details

 Electric Charges		
Lighting Service Items LS-1 (Bright Choices) for 33 days		
Lighting Energy Charge	608 kWh @ \$0.03412/kWh	\$20.74
Fixture & Maintenance Charge	32 Fixtures	\$531.52
Lighting Pole / Wire	32 Poles	\$906.24
Lighting Fuel Charge	608 kWh @ \$0.03059/kWh	\$18.60
Storm Protection Charge	608 kWh @ \$0.00559/kWh	\$3.40
Clean Energy Transition Mechanism	608 kWh @ \$0.00043/kWh	\$0.26
Florida Gross Receipt Tax		\$1.10
Lighting Charges		\$1,481.86

Current Month's Electric Charges **\$1,481.86**

Billing information continues on next page →

0000011-000005- Page 9 of 14





Sub-Account #: 221008348866
Statement Date: 01/31/2025

Service Address: US HWY 301 S VILLAGE E, WIMAUMA, FL 33598

Service Period: 12/07/2024 - 01/08/2025

Rate Schedule: Lighting Service

Charge Details



Electric Charges

Lighting Service Items LS-1 (Bright Choices) for 33 days

Lighting Energy Charge	190 kWh @ \$0.03412/kWh	\$6.48
Fixture & Maintenance Charge	10 Fixtures	\$166.10
Lighting Pole / Wire	10 Poles	\$283.20
Lighting Fuel Charge	190 kWh @ \$0.03059/kWh	\$5.81
Storm Protection Charge	190 kWh @ \$0.00559/kWh	\$1.06
Clean Energy Transition Mechanism	190 kWh @ \$0.00043/kWh	\$0.08
Florida Gross Receipt Tax		\$0.34

Lighting Charges **\$463.07**

Current Month's Electric Charges

\$463.07

Billing information continues on next page →

00000011-0000055-Page 10 of 14



Sub-Account #: 221008348874
Statement Date: 01/31/2025

Service Address: US HWY 301 S VILLAGE L, WIMAUMA, FL 33598

Service Period: 12/07/2024 - 01/08/2025

Rate Schedule: Lighting Service

Charge Details



Electric Charges

Lighting Service Items LS-1 (Bright Choices) for 33 days

Lighting Energy Charge	608 kWh @ \$0.03412/kWh	\$20.74
Fixture & Maintenance Charge	32 Fixtures	\$531.52
Lighting Pole / Wire	32 Poles	\$906.24
Lighting Fuel Charge	608 kWh @ \$0.03059/kWh	\$18.60
Storm Protection Charge	608 kWh @ \$0.00559/kWh	\$3.40
Clean Energy Transition Mechanism	608 kWh @ \$0.00043/kWh	\$0.26
Florida Gross Receipt Tax		\$1.10
Lighting Charges		\$1,481.86

Current Month's Electric Charges \$1,481.86

Billing information continues on next page →

00000011-00000055-Page 11 of 14





Sub-Account #: 221008439970
Statement Date: 01/31/2025

Service Address: US HWY 301 S VILLAGE G, WIMAUMA, FL 33598

Service Period: 12/07/2024 - 01/08/2025

Rate Schedule: Lighting Service

Charge Details



Electric Charges

Lighting Service Items LS-1 (Bright Choices) for 33 days

Lighting Energy Charge	513 kWh @ \$0.03412/kWh	\$17.50
Fixture & Maintenance Charge	27 Fixtures	\$448.47
Lighting Pole / Wire	27 Poles	\$764.64
Lighting Fuel Charge	513 kWh @ \$0.03059/kWh	\$15.69
Storm Protection Charge	513 kWh @ \$0.00559/kWh	\$2.87
Clean Energy Transition Mechanism	513 kWh @ \$0.00043/kWh	\$0.22
Florida Gross Receipt Tax		\$0.93

Lighting Charges **\$1,250.32**

Current Month's Electric Charges

\$1,250.32

Billing information continues on next page →



Sub-Account #: 221008657597
Statement Date: 01/31/2025

Service Address: 5161 PLUMERIA DR, WIMAUMA, FL 33598

Meter Read

Meter Location: IRRIGATION

Service Period: 12/07/2024 - 01/08/2025

Rate Schedule: General Service - Non Demand

Meter Number	Read Date	Current Reading	-	Previous Reading	=	Total Used	Multiplier	Billing Period
1000861704	01/08/2025	15,008		14,008		1,000 kWh	1	33 Days

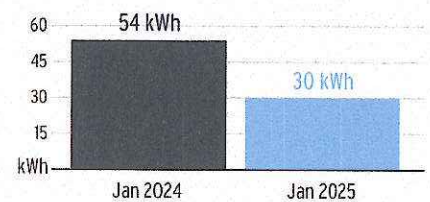
Charge Details



Electric Charges

Daily Basic Service Charge	33 days @ \$0.63000	\$20.79
Energy Charge	1,000 kWh @ \$0.08641/kWh	\$86.41
Fuel Charge	1,000 kWh @ \$0.03083/kWh	\$30.83
Storm Protection Charge	1,000 kWh @ \$0.00577/kWh	\$5.77
Clean Energy Transition Mechanism	1,000 kWh @ \$0.00418/kWh	\$4.18
Florida Gross Receipt Tax		\$3.79
Electric Service Cost		\$151.77

Avg kWh Used Per Day



Current Month's Electric Charges

\$151.77

Total Current Month's Charges

\$10,565.12



BERRY BAY COMMUNITY DEVELOPMENT
DISTRICT
C/O MERITUS CORP
BERRY GROVE BLVD PH2 VILLAGE F
WIMAUMA, FL 33598

Statement Date: February 12, 2025

Amount Due: \$1,018.79

Due Date: March 05, 2025

Account #: 221008992960

DO NOT PAY. Your account will be drafted on March 05, 2025

Account Summary

Current Service Period: January 09, 2025 - February 06, 2025

Previous Amount Due \$1,018.79

Payment(s) Received Since Last Statement -\$1,018.79

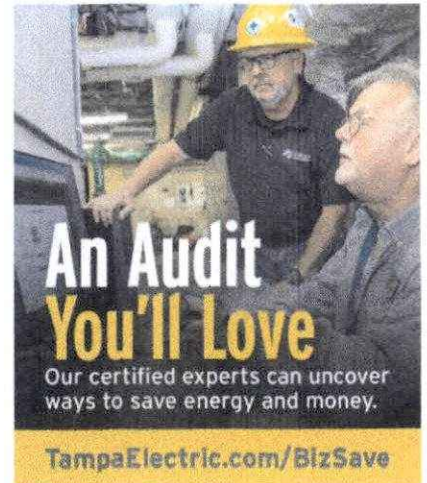
Current Month's Charges \$1,018.79

Amount Due by March 05, 2025 \$1,018.79

Amount not paid by due date may be assessed a late payment charge and an additional deposit.



Scan here to view
your account online.



Learn about your newly redesigned bill and get deeper insights about your usage by visiting TECOaccount.com



To ensure prompt credit, please return stub portion of this bill with your payment.

Account #: 221008992960

Due Date: March 05, 2025



Pay your bill online at TampaElectric.com

See reverse side of your paystub for more ways to pay.

Go Paperless, Go Green! Visit TampaElectric.com/Paperless to enroll now.

Amount Due: \$1,018.79

Payment Amount: \$ _____

641507780503

Your account will be
drafted on March 05, 2025

BERRY BAY COMMUNITY DEVELOPMENT DISTRICT
C/O MERITUS CORP
2005 PAN AM CIR, STE 300
TAMPA, FL 33607-6008

Mail payment to:
TECO
P.O. BOX 31318
TAMPA, FL 33631-3318

Make check payable to: TECO
Please write your account number on the memo line of your check.



Service For:
BERRY GROVE BLVD PH2 VILLAGE F
WIMAUMA, FL 33598

Account #: 221008992960
Statement Date: February 12, 2025
Charges Due: March 05, 2025

Service Period: Jan 09, 2025 - Feb 06, 2025

Rate Schedule: Lighting Service

Charge Details



Electric Charges

Lighting Service Items LS-1 (Bright Choices) for 29 days

Lighting Energy Charge	418 kWh @ \$0.03412/kWh	\$14.26
Fixture & Maintenance Charge	22 Fixtures	\$365.42
Lighting Pole / Wire	22 Poles	\$623.04
Lighting Fuel Charge	418 kWh @ \$0.03059/kWh	\$12.79
Storm Protection Charge	418 kWh @ \$0.00559/kWh	\$2.34
Clean Energy Transition Mechanism	418 kWh @ \$0.00043/kWh	\$0.18
Florida Gross Receipt Tax		\$0.76

Lighting Charges

\$1,018.79

Total Current Month's Charges

\$1,018.79

Important Messages

Quarterly fuel source update

Tampa Electric's diverse fuel mix for the 12-month period ending December 2024 includes 81% natural gas, 10% solar, 9% purchased power, and 0% coal.

00000035-0000758-Page 20 of 30

For more information about your bill and understanding your charges, please visit [TampaElectric.com](https://www.tampaelectric.com)

Ways To Pay Your Bill



Bank Draft

Visit TECOaccount.com for free recurring or one time payments via checking or savings account.



In-Person

Find list of Payment Agents at TampaElectric.com



Mail A Check

Payments:
TECO
P.O. Box 31318
Tampa, FL 33631-3318
Mail your payment in the enclosed envelope.



Credit or Debit Card

Pay by credit Card using KUBRA EZ-Pay at TECOaccount.com. Convenience fee will be charged.



Phone

Toll Free:
866-689-6469

All Other

Correspondences:
Tampa Electric
P.O. Box 111
Tampa, FL 33601-0111

Contact Us

Online:

TampaElectric.com

Phone:

Commercial Customer Care:

866-832-6249

Residential Customer Care:

813-223-0800 (Hillsborough)

863-299-0800 (Polk County)

888-223-0800 (All Other Counties)

Hearing Impaired/TTY:

7-1-1

Power Outage:

877-588-1010

Energy-Saving Programs:

813-275-3909

Please Note: If you choose to pay your bill at a location not listed on our website or provided by Tampa Electric, you are paying someone who is not authorized to act as a payment agent at Tampa Electric. You bear the risk that this unauthorized party will relay the payment to Tampa Electric and do so in a timely fashion. Tampa Electric is not responsible for payments made to unauthorized agents, including their failure to deliver or timely deliver the payment to us. Such failures may result in late payment charges to your account or service disconnection.



BERRY BAY COMMUNITY DEVELOPMENT
DISTRICT
C/O MERITUS CORP
BERRY BAY PH2 VILLAGE 12
WIMAUMA, FL 33598

Statement Date: February 12, 2025

Amount Due: \$138.91

Due Date: March 05, 2025

Account #: 211032420294

DO NOT PAY. Your account will be drafted on March 05, 2025

Account Summary

Current Service Period: January 09, 2025 - February 06, 2025

Previous Amount Due \$138.91

Payment(s) Received Since Last Statement -\$138.91

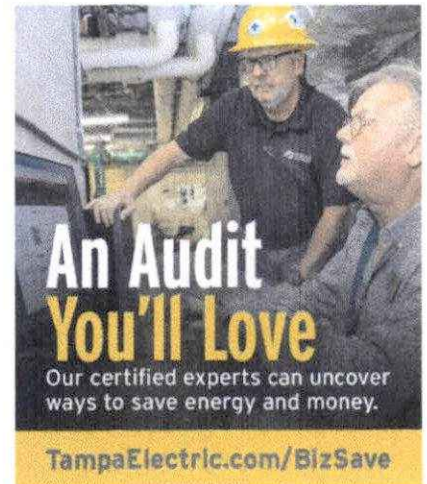
Current Month's Charges \$138.91

Amount Due by March 05, 2025 \$138.91

Amount not paid by due date may be assessed a late payment charge and an additional deposit.



Scan here to view
your account online.



Learn about your newly redesigned bill and get deeper insights about your usage by visiting TECOaccount.com



To ensure prompt credit, please return stub portion of this bill with your payment.

Account #: 211032420294

Due Date: March 05, 2025



Pay your bill online at TampaElectric.com

See reverse side of your paystub for more ways to pay.

Go Paperless, Go Green! Visit TampaElectric.com/Paperless to enroll now.

Amount Due: \$138.91

Payment Amount: \$ _____

653853401192

Your account will be
drafted on March 05, 2025

BERRY BAY COMMUNITY DEVELOPMENT DISTRICT
C/O MERITUS CORP
2005 PAN AM CIR, STE 300
TAMPA, FL 33607-6008

Mail payment to:
TECO
P.O. BOX 31318
TAMPA, FL 33631-3318

Make check payable to: TECO
Please write your account number on the memo line of your check.



Service For:
BERRY BAY PH2 VILLAGE 12
WIMAUMA, FL 33598

Account #: 211032420294
Statement Date: February 12, 2025
Charges Due: March 05, 2025

Service Period: Jan 09, 2025 - Feb 06, 2025

Rate Schedule: Lighting Service

Charge Details



Electric Charges

Lighting Service Items LS-1 (Bright Choices) for 29 days

Lighting Energy Charge	57 kWh @ \$0.03412/kWh	\$1.94
Fixture & Maintenance Charge	3 Fixtures	\$49.83
Lighting Pole / Wire	3 Poles	\$84.96
Lighting Fuel Charge	57 kWh @ \$0.03059/kWh	\$1.74
Storm Protection Charge	57 kWh @ \$0.00559/kWh	\$0.32
Clean Energy Transition Mechanism	57 kWh @ \$0.00043/kWh	\$0.02
Florida Gross Receipt Tax		\$0.10
Lighting Charges		\$138.91

Total Current Month's Charges

\$138.91

Important Messages

Quarterly fuel source update

Tampa Electric's diverse fuel mix for the 12-month period ending December 2024 includes 81% natural gas, 10% solar, 9% purchased power, and 0% coal.

For more information about your bill and understanding your charges, please visit [TampaElectric.com](https://www.tampaelectric.com)

Ways To Pay Your Bill



Bank Draft

Visit TECOaccount.com for free recurring or one time payments via checking or savings account.



In-Person

Find list of Payment Agents at TampaElectric.com



Mail A Check

Payments:
TECO
P.O. Box 31318
Tampa, FL 33631-3318
Mail your payment in the enclosed envelope.



Credit or Debit Card

Pay by credit Card using KUBRA EZ-Pay at TECOaccount.com. Convenience fee will be charged.



Phone

Toll Free:
866-689-6469

All Other

Correspondences:
Tampa Electric
P.O. Box 111
Tampa, FL 33601-0111

Contact Us

Online:

TampaElectric.com

Phone:

Commercial Customer Care:

866-832-6249

Residential Customer Care:

813-223-0800 (Hillsborough)

863-299-0800 (Polk County)

888-223-0800 (All Other Counties)

Hearing Impaired/TTY:

7-1-1

Power Outage:

877-588-1010

Energy-Saving Programs:

813-275-3909

Please Note: If you choose to pay your bill at a location not listed on our website or provided by Tampa Electric, you are paying someone who is not authorized to act as a payment agent at Tampa Electric. You bear the risk that this unauthorized party will relay the payment to Tampa Electric and do so in a timely fashion. Tampa Electric is not responsible for payments made to unauthorized agents, including their failure to deliver or timely deliver the payment to us. Such failures may result in late payment charges to your account or service disconnection.



BERRY BAY COMMUNITY DEVELOPMENT DISTRICT
C/O MERITUS CORP
BERRY GROVE AND MARINE
WIMAUMA, FL 33598

Statement Date: February 12, 2025

Amount Due: \$509.39

Due Date: March 05, 2025

Account #: 221008963334

DO NOT PAY. Your account will be drafted on March 05, 2025

Account Summary

Current Service Period: January 09, 2025 - February 06, 2025

Previous Amount Due \$509.39

Payment(s) Received Since Last Statement -\$509.39

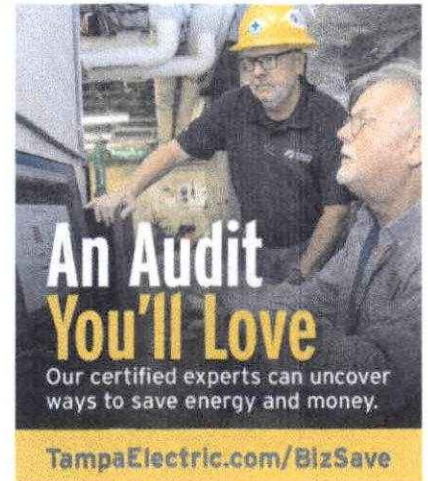
Current Month's Charges \$509.39

Amount Due by March 05, 2025 \$509.39

Amount not paid by due date may be assessed a late payment charge and an additional deposit.



Scan here to view your account online.



Learn about your newly redesigned bill and get deeper insights about your usage by visiting TECOaccount.com



To ensure prompt credit, please return stub portion of this bill with your payment.

Account #: 221008963334

Due Date: March 05, 2025



Pay your bill online at TampaElectric.com

See reverse side of your paystub for more ways to pay.

Go Paperless, Go Green! Visit TampaElectric.com/Paperless to enroll now.

Amount Due: \$509.39

Payment Amount: \$ _____

641507780502

Your account will be drafted on March 05, 2025

BERRY BAY COMMUNITY DEVELOPMENT DISTRICT
C/O MERITUS CORP
2005 PAN AM CIR, STE 300
TAMPA, FL 33607-6008

Mail payment to:
TECO
P.O. BOX 31318
TAMPA, FL 33631-3318

Make check payable to: TECO
Please write your account number on the memo line of your check.



Service For:
BERRY GROVE AND MARINE
WIMAUMA, FL 33598

Account #: 221008963334
Statement Date: February 12, 2025
Charges Due: March 05, 2025

Service Period: Jan 09, 2025 - Feb 06, 2025

Rate Schedule: Lighting Service

Charge Details



Electric Charges

Lighting Service Items LS-1 (Bright Choices) for 29 days

Lighting Energy Charge	209 kWh @ \$0.03412/kWh	\$7.13
Fixture & Maintenance Charge	11 Fixtures	\$182.71
Lighting Pole / Wire	11 Poles	\$311.52
Lighting Fuel Charge	209 kWh @ \$0.03059/kWh	\$6.39
Storm Protection Charge	209 kWh @ \$0.00559/kWh	\$1.17
Clean Energy Transition Mechanism	209 kWh @ \$0.00043/kWh	\$0.09
Florida Gross Receipt Tax		\$0.38
Lighting Charges		\$509.39

Total Current Month's Charges

\$509.39

Important Messages

Quarterly fuel source update

Tampa Electric's diverse fuel mix for the 12-month period ending December 2024 includes 81% natural gas, 10% solar, 9% purchased power, and 0% coal.

For more information about your bill and understanding your charges, please visit [TampaElectric.com](https://www.tampaelectric.com)

Ways To Pay Your Bill



Bank Draft

Visit TECOaccount.com for free recurring or one time payments via checking or savings account.



In-Person

Find list of Payment Agents at TampaElectric.com



Mail A Check

Payments:
TECO
P.O. Box 31318
Tampa, FL 33631-3318
Mail your payment in the enclosed envelope.



Credit or Debit Card

Pay by credit Card using KUBRA EZ-Pay at TECOaccount.com. Convenience fee will be charged.



Phone

Toll Free:
866-689-6469

All Other

Correspondences:
Tampa Electric
P.O. Box 111
Tampa, FL 33601-0111

Contact Us

Online:

TampaElectric.com

Phone:

Commercial Customer Care:

866-832-6249

Residential Customer Care:

813-223-0800 (Hillsborough)

863-299-0800 (Polk County)

888-223-0800 (All Other Counties)

Hearing Impaired/TTY:

7-1-1

Power Outage:

877-588-1010

Energy-Saving Programs:

813-275-3909

Please Note: If you choose to pay your bill at a location not listed on our website or provided by Tampa Electric, you are paying someone who is not authorized to act as a payment agent at Tampa Electric. You bear the risk that this unauthorized party will relay the payment to Tampa Electric and do so in a timely fashion. Tampa Electric is not responsible for payments made to unauthorized agents, including their failure to deliver or timely deliver the payment to us. Such failures may result in late payment charges to your account or service disconnection.



BERRY BAY COMMUNITY DEVELOPMENT
DISTRICT
C/O MERITUS CORP
3043 JUNIPER COVE ST
WIMAUMA, FL 33598

Statement Date: February 12, 2025

Amount Due: \$18.88

Due Date: March 05, 2025

Account #: 221009423916

DO NOT PAY. Your account will be drafted on March 05, 2025

Account Summary

Current Service Period: January 09, 2025 - February 06, 2025

Previous Amount Due	\$19.06
Payment(s) Received Since Last Statement	-\$19.06

Current Month's Charges	\$18.88
-------------------------	---------

Amount Due by March 05, 2025	\$18.88
------------------------------	---------

Amount not paid by due date may be assessed a late payment charge and an additional deposit.

Your Energy Insight

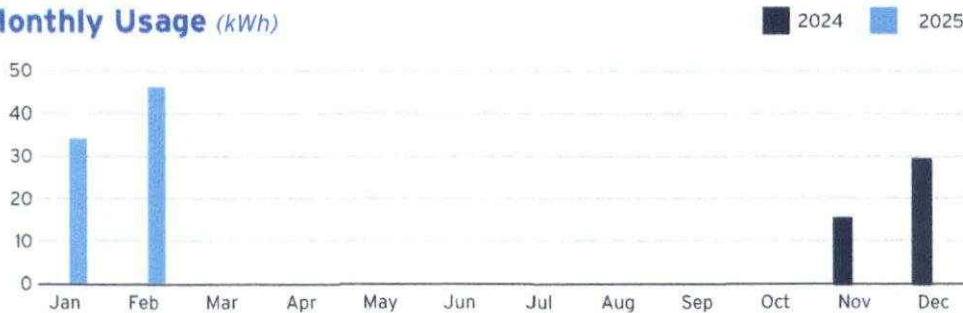


Your average daily kWh used was **100% higher** than it was in your previous period.



Scan here to view your account online.

Monthly Usage (kWh)



Learn about your newly redesigned bill and get deeper insights about your usage by visiting TECOaccount.com



To ensure prompt credit, please return stub portion of this bill with your payment.



Pay your bill online at TampaElectric.com

See reverse side of your paystub for more ways to pay.

Go Paperless, Go Green! Visit TampaElectric.com/Paperless to enroll now.



Account #: 221009423916

Due Date: March 05, 2025

Amount Due: \$18.88

Payment Amount: \$ _____

663729861328

Your account will be
drafted on March 05, 2025

BERRY BAY COMMUNITY DEVELOPMENT DISTRICT
C/O MERITUS CORP
2005 PAN AM CIR, STE 300
TAMPA, FL 33607-6008

Mail payment to:
TECO
P.O. BOX 31318
TAMPA, FL 33631-3318

Make check payable to: TECO
Please write your account number on the memo line of your check.



Service For:
3043 JUNIPER COVE ST
WIMAUMA, FL 33598

Account #: 221009423916
Statement Date: February 12, 2025
Charges Due: March 05, 2025

Meter Read

Service Period: Jan 09, 2025 - Feb 06, 2025

Rate Schedule: Residential Service

Meter Number	Read Date	Current Reading	Previous Reading	= Total Used	Multiplier	Billing Period
1000941219	02/06/2025	124	78	46 kWh	1	29 Days

Charge Details




Electric Charges

Daily Basic Service Charge	29 days @ \$0.43000	\$12.47
Energy Charge	46 kWh @ \$0.08924/kWh	\$4.11
Fuel Charge	46 kWh @ \$0.02852/kWh	\$1.31
Storm Protection Charge	46 kWh @ \$0.00722/kWh	\$0.33
Clean Energy Transition Mechanism	46 kWh @ \$0.00406/kWh	\$0.19
Florida Gross Receipt Tax		\$0.47

Electric Service Cost

\$18.88

Avg kWh Used Per Day



Important Messages

Quarterly fuel source update

Tampa Electric's diverse fuel mix for the 12-month period ending December 2024 includes 81% natural gas, 10% solar, 9% purchased power, and 0% coal.

Total Current Month's Charges

\$18.88

For more information about your bill and understanding your charges, please visit [TampaElectric.com](https://www.tampaelectric.com)

Ways To Pay Your Bill



Bank Draft

Visit TECOaccount.com for free recurring or one time payments via checking or savings account.



In-Person

Find list of Payment Agents at TampaElectric.com



Mail A Check

Payments:
TECO
P.O. Box 31318
Tampa, FL 33631-3318
Mail your payment in the enclosed envelope.



Credit or Debit Card

Pay by credit Card using KUBRA EZ-Pay at TECOaccount.com. Convenience fee will be charged.



Phone

Toll Free:
866-689-6469

All Other

Correspondences:
Tampa Electric
P.O. Box 111
Tampa, FL 33601-0111

Contact Us

Online:

TampaElectric.com

Phone:

Commercial Customer Care:

866-832-6249

Residential Customer Care:

813-223-0800 (Hillsborough)

863-299-0800 (Polk County)

888-223-0800 (All Other Counties)

Hearing Impaired/TTY:

7-1-1

Power Outage:

877-588-1010

Energy-Saving Programs:

813-275-3909

Please Note: If you choose to pay your bill at a location not listed on our website or provided by Tampa Electric, you are paying someone who is not authorized to act as a payment agent at Tampa Electric. You bear the risk that this unauthorized party will relay the payment to Tampa Electric and do so in a timely fashion. Tampa Electric is not responsible for payments made to unauthorized agents, including their failure to deliver or timely deliver the payment to us. Such failures may result in late payment charges to your account or service disconnection.



BERRY BAY COMMUNITY DEVELOPMENT
DISTRICT
C/O MERITUS CORP
5380 NIGHT TIDE LN
WIMAUMA, FL 33598

Statement Date: February 12, 2025

Amount Due: \$1,382.63

Due Date: March 05, 2025

Account #: 221008893150

DO NOT PAY. Your account will be drafted on March 05, 2025

Account Summary

Current Service Period: January 09, 2025 - February 06, 2025

Previous Amount Due \$1,395.18

Payment(s) Received Since Last Statement -\$1,395.18

Current Month's Charges \$1,382.63

Amount Due by March 05, 2025 \$1,382.63

Amount not paid by due date may be assessed a late payment charge and an additional deposit.

Your Energy Insight

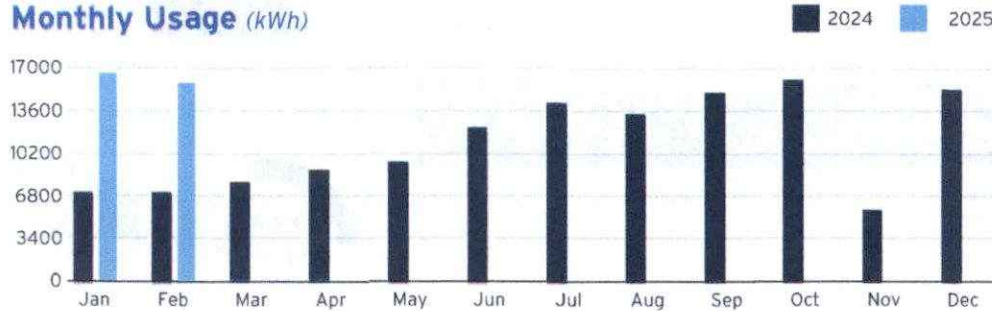
Your average daily kWh used was **125.73% higher** than the same period last year.

Your peak billing demand was **82.35% higher** than the same period last year.

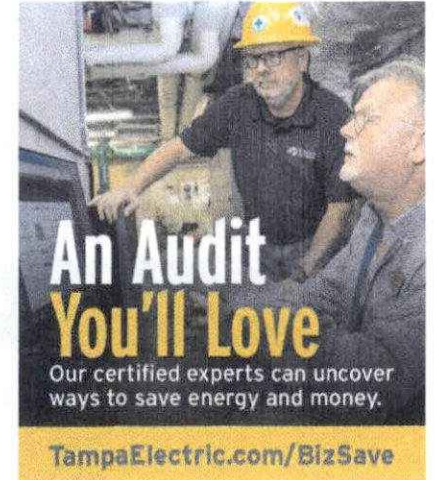


Scan here to view your account online.

Monthly Usage (kWh)



Learn about your newly redesigned bill and get deeper insights about your usage by visiting TECOaccount.com



To ensure prompt credit, please return stub portion of this bill with your payment.

Account #: 221008893150

Due Date: March 05, 2025



Pay your bill online at TampaElectric.com

See reverse side of your paystub for more ways to pay.

Go Paperless, Go Green! Visit TampaElectric.com/Paperless to enroll now.

Amount Due: \$1,382.63

Payment Amount: \$ _____

641507780501

Your account will be
drafted on March 05, 2025

BERRY BAY COMMUNITY DEVELOPMENT DISTRICT
C/O MERITUS CORP
2005 PAN AM CIR, STE 300
TAMPA, FL 33607-6008

Mail payment to:
TECO
P.O. BOX 31318
TAMPA, FL 33631-3318

Make check payable to: TECO
Please write your account number on the memo line of your check.



Service For:
5380 NIGHT TIDE LN
WIMAUMA, FL 33598

Account #: 221008893150
Statement Date: February 12, 2025
Charges Due: March 05, 2025

Meter Read

Service Period: Jan 09, 2025 - Feb 06, 2025

Rate Schedule: General Service Demand - Standard

Meter Number	Read Date	Current Reading	Previous Reading	= Total Used	Multiplier	Billing Period
1000758597	02/06/2025	60,786	45,014	15,772 kWh	1	29 Days
1000758597	02/06/2025	30.75	0	30.75 kW	1	29 Days

Charge Details



Electric Charges

Daily Basic Service Charge	29 days @ \$1.06000	\$30.74
Billing Demand Charge	31 kW @ \$18.07000/kW	\$560.17
Energy Charge	15,772 kWh @ \$0.00773/kWh	\$121.92
Fuel Charge	15,772 kWh @ \$0.03083/kWh	\$486.25
Capacity Charge	31 kW @ \$0.30000/kW	\$9.30
Storm Protection Charge	31 kW @ \$2.08000/kW	\$64.48
Energy Conservation Charge	31 kW @ \$0.93000/kW	\$28.83
Environmental Cost Recovery	15,772 kWh @ \$0.00068/kWh	\$10.72
Clean Energy Transition Mechanism	31 kW @ \$1.15000/kW	\$35.65
Florida Gross Receipt Tax		\$34.57

Electric Service Cost

\$1,382.63

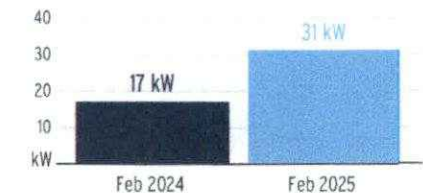
Total Current Month's Charges

\$1,382.63


Avg kWh Used Per Day



Billing Demand (kW)



Load Factor



Decreasing the proportion of your electricity utilized at peak will improve your load factor.

For more information about your bill and understanding your charges, please visit TampaElectric.com

Ways To Pay Your Bill



Bank Draft

Visit TECOaccount.com for free recurring or one time payments via checking or savings account.



In-Person

Find list of Payment Agents at TampaElectric.com



Mail A Check

Payments:
TECO
P.O. Box 31318
Tampa, FL 33631-3318
Mail your payment in the enclosed envelope.



Credit or Debit Card

Pay by credit Card using KUBRA EZ-Pay at TECOaccount.com. Convenience fee will be charged.



Phone

Toll Free:
866-689-6469

All Other

Correspondences:
Tampa Electric
P.O. Box 111
Tampa, FL 33601-0111

Contact Us

Online:

TampaElectric.com

Phone:

Commercial Customer Care:

866-832-6249

Residential Customer Care:

813-223-0800 (Hillsborough)

863-299-0800 (Polk County)

888-223-0800 (All Other Counties)

Hearing Impaired/TTY:

7-1-1

Power Outage:

877-588-1010

Energy-Saving Programs:

813-275-3909

Please Note: If you choose to pay your bill at a location not listed on our website or provided by Tampa Electric, you are paying someone who is not authorized to act as a payment agent at Tampa Electric. You bear the risk that this unauthorized party will relay the payment to Tampa Electric and do so in a timely fashion. Tampa Electric is not responsible for payments made to unauthorized agents, including their failure to deliver or timely deliver the payment to us. Such failures may result in late payment charges to your account or service disconnection.



BERRY BAY COMMUNITY DEVELOPMENT
DISTRICT
C/O MERITUS CORP
4812 BERRY GROVE BLVD
WIMAUMA, FL 33598

Statement Date: February 12, 2025

Amount Due: \$28.13

Due Date: March 05, 2025
Account #: 221008882187

DO NOT PAY. Your account will be drafted on March 05, 2025

Account Summary

Current Service Period: January 09, 2025 - February 06, 2025

Previous Amount Due	\$36.45
Payment(s) Received Since Last Statement	-\$36.45
Miscellaneous Credits	-\$3.01
Credit balance after payments and credits	-\$3.01
Current Month's Charges	\$31.14

Amount Due by March 05, 2025 \$28.13

Amount not paid by due date may be assessed a late payment charge and an additional deposit.

Your Energy Insight



Your average daily kWh used was **50% higher** than the same period last year.

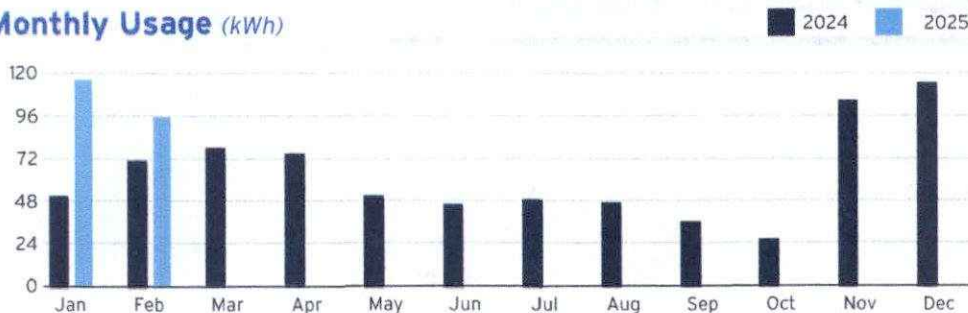


Your average daily kWh used was **25% lower** than it was in your previous period.



Scan here to view your account online.

Monthly Usage (kWh)



Learn about your newly redesigned bill and get deeper insights about your usage by visiting TECOaccount.com



To ensure prompt credit, please return stub portion of this bill with your payment.

Account #: 221008882187

Due Date: March 05, 2025



Pay your bill online at TampaElectric.com

See reverse side of your paystub for more ways to pay.

Go Paperless, Go Green! Visit TampaElectric.com/Paperless to enroll now.

Amount Due: \$28.13

Payment Amount: \$ _____

641507780500

Your account will be
drafted on March 05, 2025

BERRY BAY COMMUNITY DEVELOPMENT DISTRICT
C/O MERITUS CORP
2005 PAN AM CIR, STE 300
TAMPA, FL 33607-6008

Mail payment to:
TECO
P.O. BOX 31318
TAMPA, FL 33631-3318

Make check payable to: TECO
Please write your account number on the memo line of your check.



Service For:
4812 BERRY GROVE BLVD
WIMAUMA, FL 33598

Account #: 221008882187
Statement Date: February 12, 2025
Charges Due: March 05, 2025

Meter Read


Meter Location: ENTRY MONUMENT

Service Period: Jan 09, 2025 - Feb 06, 2025


Rate Schedule: General Service - Non Demand

Meter Number	Read Date	Current Reading	Previous Reading	= Total Used	Multiplier	Billing Period
1000251621	02/06/2025	1,594	1,499	95 kWh	1	29 Days

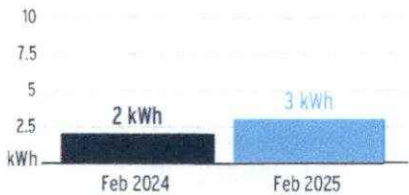
Charge Details

	Electric Charges		
	Daily Basic Service Charge	29 days @ \$0.63000	\$18.27
	Energy Charge	95 kWh @ \$0.08641/kWh	\$8.21
	Fuel Charge	95 kWh @ \$0.03083/kWh	\$2.93
	Storm Protection Charge	95 kWh @ \$0.00577/kWh	\$0.55
	Clean Energy Transition Mechanism	95 kWh @ \$0.00418/kWh	\$0.40
	Florida Gross Receipt Tax		\$0.78
	Electric Service Cost		\$31.14

Total Current Month's Charges	\$31.14
--------------------------------------	----------------

	Miscellaneous Credits	
	Deposit Refund	-\$3.00
	During our annual review of accounts, we found that your account is over-secured. We have credited a portion of your deposit to better reflect your typical usage.	
	Interest for Cash Security Deposit - Electric	-\$0.01
	Total Current Month's Credits	-\$3.01

Avg kWh Used Per Day



Important Messages

Deposit Credit Applied. During a review of your account, we found that your security deposit is more than needed for your account. We have refunded a portion of your cash deposit with interest and applied a credit to your account.

Quarterly fuel source update
Tampa Electric's diverse fuel mix for the 12-month period ending December 2024 includes 81% natural gas, 10% solar, 9% purchased power, and 0% coal.

For more information about your bill and understanding your charges, please visit [TampaElectric.com](https://www.tampaelectric.com)

Ways To Pay Your Bill

**Bank Draft**
Visit TECOaccount.com for free recurring or one time payments via checking or savings account.

**In-Person**
Find list of Payment Agents at TampaElectric.com

**Mail A Check**
Payments:
TECO
P.O. Box 31318
Tampa, FL 33631-3318
Mail your payment in the enclosed envelope.
All Other Correspondences:
Tampa Electric
P.O. Box 111
Tampa, FL 33601-0111

**Credit or Debit Card**
Pay by credit Card using KUBRA EZ-Pay at TECOaccount.com. Convenience fee will be charged.

**Phone**
Toll Free:
866-689-6469

Contact Us

Online:
TampaElectric.com
Phone:
Commercial Customer Care:
866-832-6249
Residential Customer Care:
813-223-0800 (Hillsborough)
863-299-0800 (Polk County)
888-223-0800 (All Other Counties)

Hearing Impaired/TTY:
7-1-1
Power Outage:
877-588-1010
Energy-Saving Programs:
813-275-3909

Please Note: If you choose to pay your bill at a location not listed on our website or provided by Tampa Electric, you are paying someone who is not authorized to act as a payment agent at Tampa Electric. You bear the risk that this unauthorized party will relay the payment to Tampa Electric and do so in a timely fashion. Tampa Electric is not responsible for payments made to unauthorized agents, including their failure to deliver or timely deliver the payment to us. Such failures may result in late payment charges to your account or service disconnection.



BERRY BAY COMMUNITY DEVELOPMENT
DISTRICT
C/O MERITUS CORP
BERRY BAY PH 3 JUNIPER COVE
WIMAUMA, FL 33598

Statement Date: February 12, 2025

Amount Due: \$1,435.56

Due Date: March 05, 2025

Account #: 221008993802

DO NOT PAY. Your account will be drafted on March 05, 2025

Account Summary

Current Service Period: January 09, 2025 - February 06, 2025

Previous Amount Due	\$1,435.56
Payment(s) Received Since Last Statement	-\$1,435.56

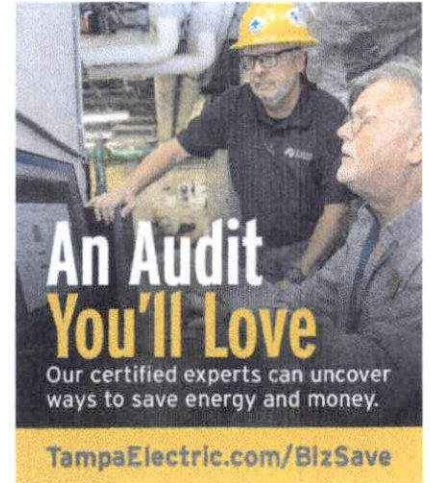
Current Month's Charges	\$1,435.56
-------------------------	------------

Amount Due by March 05, 2025	\$1,435.56
------------------------------	------------

Amount not paid by due date may be assessed a late payment charge and an additional deposit.



Scan here to view
your account online.



Learn about your newly redesigned bill and get deeper insights about your usage by visiting TECOaccount.com



To ensure prompt credit, please return stub portion of this bill with your payment.

Account #: 221008993802

Due Date: March 05, 2025



Pay your bill online at TampaElectric.com

See reverse side of your paystub for more ways to pay.

Go Paperless, Go Green! Visit TampaElectric.com/Paperless to enroll now.

Amount Due: \$1,435.56

Payment Amount: \$ _____

641507780504

Your account will be
drafted on March 05, 2025

BERRY BAY COMMUNITY DEVELOPMENT DISTRICT
C/O MERITUS CORP
2005 PAN AM CIR, STE 300
TAMPA, FL 33607-6008

Mail payment to:
TECO
P.O. BOX 31318
TAMPA, FL 33631-3318

Make check payable to: TECO
Please write your account number on the memo line of your check.



Service For:
BERRY BAY PH 3 JUNIPER COVE
WIMAUMA, FL 33598

Account #: 221008993802
Statement Date: February 12, 2025
Charges Due: March 05, 2025

Service Period: Jan 09, 2025 - Feb 06, 2025

Rate Schedule: Lighting Service

Charge Details



Electric Charges

Lighting Service Items LS-1 (Bright Choices) for 29 days

Lighting Energy Charge	589 kWh @ \$0.03412/kWh	\$20.10
Fixture & Maintenance Charge	31 Fixtures	\$514.91
Lighting Pole / Wire	31 Poles	\$877.92
Lighting Fuel Charge	589 kWh @ \$0.03059/kWh	\$18.02
Storm Protection Charge	589 kWh @ \$0.00559/kWh	\$3.29
Clean Energy Transition Mechanism	589 kWh @ \$0.00043/kWh	\$0.25
Florida Gross Receipt Tax		\$1.07
Lighting Charges		\$1,435.56

Total Current Month's Charges

\$1,435.56

Important Messages

Quarterly fuel source update

Tampa Electric's diverse fuel mix for the 12-month period ending December 2024 includes 81% natural gas, 10% solar, 9% purchased power, and 0% coal.

00000036-0000752-Page 8 of 30

For more information about your bill and understanding your charges, please visit [TampaElectric.com](https://www.tampaelectric.com)

Ways To Pay Your Bill



Bank Draft

Visit TECOaccount.com for free recurring or one time payments via checking or savings account.



In-Person

Find list of Payment Agents at TampaElectric.com



Mail A Check

Payments:
TECO
P.O. Box 31318
Tampa, FL 33631-3318
Mail your payment in the enclosed envelope.



Credit or Debit Card

Pay by credit Card using KUBRA EZ-Pay at TECOaccount.com. Convenience fee will be charged.



Phone

Toll Free:
866-689-6469

All Other

Correspondences:
Tampa Electric
P.O. Box 111
Tampa, FL 33601-0111

Contact Us

Online:

TampaElectric.com

Phone:

Commercial Customer Care:
866-832-6249

Residential Customer Care:
813-223-0800 (Hillsborough)

863-299-0800 (Polk County)

888-223-0800 (All Other Counties)

Hearing Impaired/TTY:

7-1-1

Power Outage:

877-588-1010

Energy-Saving Programs:

813-275-3909

Please Note: If you choose to pay your bill at a location not listed on our website or provided by Tampa Electric, you are paying someone who is not authorized to act as a payment agent at Tampa Electric. You bear the risk that this unauthorized party will relay the payment to Tampa Electric and do so in a timely fashion. Tampa Electric is not responsible for payments made to unauthorized agents, including their failure to deliver or timely deliver the payment to us. Such failures may result in late payment charges to your account or service disconnection.



Hillsborough
County Florida

CUSTOMER NAME	ACCOUNT NUMBER	BILL DATE	DUE DATE
BERRY BAY CDD	1356327985	01/17/2025	02/07/2025

Service Address: 5380 NIGHT TIDE LN

S-Page 1 of 1

METER NUMBER	PREVIOUS DATE	PREVIOUS READ	PRESENT DATE	PRESENT READ	CONSUMPTION	READ TYPE	METER DESCRIPTION
701329402	12/18/2024	657088	01/17/2025	669263	12175 GAL	ACTUAL	WATER

Service Address Charges

Customer Service Charge	\$6.03
Purchase Water Pass-Thru	\$36.77
Water Base Charge	\$20.91
Water Usage Charge	\$19.50
Sewer Base Charge	\$50.60
Sewer Usage Charge	\$79.38

Summary of Account Charges

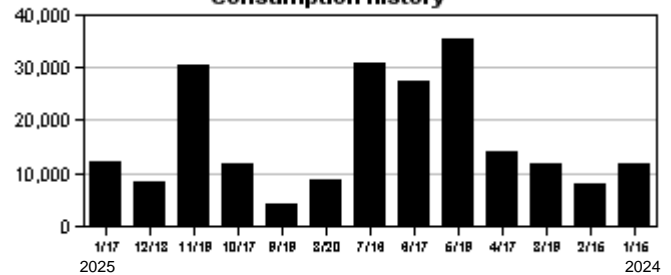
Previous Balance	\$165.85
Net Payments - Thank You	\$-165.85
Total Account Charges	\$213.19

AMOUNT DUE	\$213.19
-------------------	-----------------

Important Message

This account has ACH payment method

Consumption History



Hillsborough
County Florida

Make checks payable to: **BOCC**

ACCOUNT NUMBER: 1356327985



ELECTRONIC PAYMENTS BY CHECK OR

Automated Payment Line: (813) 276 8526

Internet Payments: HCFLGov.net/WaterBill

Additional Information: HCFLGov.net/Water



THANK YOU!



BERRY BAY CDD
2005 PAN AM CIR STE 300
TAMPA FL 33607-6008

742 8

DUE DATE	02/07/2025
AMOUNT DUE	\$213.19
AMOUNT PAID	

0013563279853 00000213199

Attendance Confirmation

for
BOARD OF SUPERVISORS

District Name: Berry Bay

Board Meeting: February 6, 2025

	Name	Please X	Paid
1	Carlos de la Ossa	X	\$200.00
2	Nicholas Dister	X	\$200.00
3	Ryan Motko	X	\$200.00
4	Kelly Evans	X	\$200.00
5	Chloe Firebaugh	X	\$200.00

The supervisors present at the above referenced meeting should be compensated accordingly

Approved for payment:

Michael Perez
District Manager Signature

2/6/2025
Date



Phone: 407-859-2020
Fax: 407-859-3275

Date	Invoice #
1/28/2025	106105

Berry Bay CDD
c/o Inframark
2005 Pan Am Circle, Ste 300
Tampa, FL 33607

Description	Amount
Initial clean up of trash.	1,025.00

Total	\$1,025.00
Payments/Credits	\$0.00
Balance Due	\$1,025.00



Phone: 407-859-2020
Fax: 407-859-3275

Date	Invoice #
1/28/2025	106104

Berry Bay CDD
c/o Inframark
2005 Pan Am Circle, Ste 300
Tampa, FL 33607

Description	Amount
Midge Fly Treatment for 22 ponds \$2,871.57 ea. Completed 2 of 2 1/25/2025	2,871.57

Total	\$2,871.57
Payments/Credits	\$0.00
Balance Due	\$2,871.57

Attendance Confirmation

for
BOARD OF SUPERVISORS

District Name: Berry Bay

Board Meeting: February 6, 2025

	Name	Please X	Paid
1	Carlos de la Ossa	X	\$200.00
2	Nicholas Dister	X	\$200.00
3	Ryan Motko	X	\$200.00
4	Kelly Evans	X	\$200.00
5	Chloe Firebaugh	X	\$200.00

The supervisors present at the above referenced meeting should be compensated accordingly

Approved for payment:

Michael Perez
District Manager Signature

2/6/2025
Date

Attendance Confirmation

for
BOARD OF SUPERVISORS

District Name: Berry Bay

Board Meeting: February 6, 2025

	Name	Please X	Paid
1	Carlos de la Ossa	X	\$200.00
2	Nicholas Dister	X	\$200.00
3	Ryan Motko	X	\$200.00
4	Kelly Evans	X	\$200.00
5	Chloe Firebaugh	X	\$200.00

The supervisors present at the above referenced meeting should be compensated accordingly

Approved for payment:

Michael Perez
District Manager Signature

2/6/2025
Date

Attendance Confirmation

for
BOARD OF SUPERVISORS

District Name: Berry Bay

Board Meeting: February 6, 2025

	Name	Please X	Paid
1	Carlos de la Ossa	X	\$200.00
2	Nicholas Dister	X	\$200.00
3	Ryan Motko	X	\$200.00
4	Kelly Evans	X	\$200.00
5	Chloe Firebaugh	X	\$200.00

The supervisors present at the above referenced meeting should be compensated accordingly

Approved for payment:

Michael Perez
District Manager Signature

2/6/2025
Date



5100 W Kennedy Blvd
Ste 325
Tampa, FL 33609

Bill To
Berry Bay CDD 2005 Pan Am Circle Suite 300 Tampa, FL 33607

Invoice 14 32098

PO#	Date
	02/20/2025
Sales Rep	Terms
Kody Dafoe	Net 30

Property Address
Berry Bay CDD 4982 Eagle Rock Dr Wimauma, FL 33598

Item	Qty / UOM	Rate	Ext. Price	Amount
------	-----------	------	------------	--------

#16059 - Berry Bay Amenity Center Gutter Tie-in

Did and tie into the existing gutter drain that was never installed. If there is not pipe to tie into we will need a additional proposal.

Bring in coupling, sections of pipe and necessary fittings to hook up drain.

Back fill hole with rock and dirt, mulch area once finished.



Proposal Pricing is valid for 30 days from the proposal date.

EM - Installation - 02/03/2025

\$1,118.42

Total	\$1,118.42
Credits/Payments	<u>(\$0.00)</u>
Balance Due	\$1,118.42

Current	1-30 Days Past Due	31-60 Days Past Due	61-90 Days Past Due	90+ Days Past Due
\$31,436.22	\$0.00	\$5,123.87	\$0.00	\$28,545.08

Berry Bay Community Development District

Financial Statements
(Unaudited)

Period Ending
January 31, 2025

Prepared by:



2005 Pan Am Circle ~ Suite 300 ~ Tampa, Florida 33607
Phone (813) 873-7300 ~ Fax (813) 873-7070

BERRY BAY COMMUNITY DEVELOPMENT DISTRICT

Balance Sheet
As of January 31, 2025
(In Whole Numbers)

ACCOUNT DESCRIPTION	GENERAL FUND	SERIES 2021 DEBT SERVICE FUND	SERIES 2022 DEBT SERVICE FUND	SERIES 2024 DEBT SERVICE FUND	SERIES 2021 CAPITAL PROJECTS FUND	SERIES 2022 CAPITAL PROJECTS FUND	SERIES 2024 CAPITAL PROJECTS FUND	GENERAL FIXED ASSETS ACCOUNT GROUP FUND	GENERAL LONG-TERM DEBT ACCOUNT GROUP FUND	TOTAL
ASSETS										
Cash - Operating Account	\$ 800,912	\$ -	\$ -	\$ -	\$ -	\$ -	\$ -	\$ -	\$ -	\$ 800,912
Accounts Receivable	4,725	-	-	-	-	-	-	-	-	4,725
Due From Developer	2,232	-	-	-	-	-	-	-	-	2,232
Due From Other Funds	125,582	54,403	-	655	-	-	-	-	-	180,640
Investments:										
Acq. & Construction - Master	-	-	-	-	1	-	-	-	-	1
Acquisition & Construction Account	-	-	-	-	-	1	806,281	-	-	806,282
Construction Fund	-	-	-	-	7,375	-	-	-	-	7,375
Construction Fund Custody	-	-	-	-	70,895	-	-	-	-	70,895
Cost of Issuance Fund	-	-	-	-	-	-	375	-	-	375
Reserve Fund	-	497,689	446,075	81,233	-	-	-	-	-	1,024,997
Revenue Fund	-	1,041,459	520,076	-	-	-	-	-	-	1,561,535
Fixed Assets										
Equipment and Furniture	-	-	-	-	-	-	-	122,485	-	122,485
Construction Work In Process	-	-	-	-	-	-	-	18,293,605	-	18,293,605
Amount Avail In Debt Services	-	-	-	-	-	-	-	-	497,448	497,448
Amount To Be Provided	-	-	-	-	-	-	-	-	23,019,918	23,019,918
TOTAL ASSETS	\$ 933,451	\$ 1,593,551	\$ 966,151	\$ 81,888	\$ 78,271	\$ 1	\$ 806,656	\$ 18,416,090	\$ 23,517,366	\$ 46,393,425
LIABILITIES										
Accounts Payable	\$ 20,925	\$ -	\$ -	\$ -	\$ -	\$ -	\$ -	\$ -	\$ -	\$ 20,925
Accrued Utility Taxes Payable	-	-	-	-	-	165,324	-	-	-	165,324
Bonds Payable	-	-	-	-	-	-	-	-	17,087,366	17,087,366
Bonds Payable - Series 2023	-	-	-	-	-	-	-	-	6,430,000	6,430,000
Due To Other Funds	-	-	153,670	-	26,315	-	655	-	-	180,640
TOTAL LIABILITIES	20,925	-	153,670	-	26,315	165,324	655	-	23,517,366	23,884,255

BERRY BAY COMMUNITY DEVELOPMENT DISTRICT

Balance Sheet

As of January 31, 2025

(In Whole Numbers)

ACCOUNT DESCRIPTION	GENERAL FUND	SERIES 2021 DEBT SERVICE FUND	SERIES 2022 DEBT SERVICE FUND	SERIES 2024 DEBT SERVICE FUND	SERIES 2021 CAPITAL PROJECTS FUND	SERIES 2022 CAPITAL PROJECTS FUND	SERIES 2024 CAPITAL PROJECTS FUND	GENERAL FIXED ASSETS ACCOUNT GROUP FUND	GENERAL LONG-TERM DEBT ACCOUNT GROUP FUND	TOTAL
FUND BALANCES										
Restricted for:										
Debt Service	-	1,593,551	812,481	81,888	-	-	-	-	-	2,487,920
Capital Projects	-	-	-	-	51,956	-	806,001	-	-	857,957
Unassigned:	912,526	-	-	-	-	(165,323)	-	18,416,090	-	19,163,293
TOTAL FUND BALANCES	912,526	1,593,551	812,481	81,888	51,956	(165,323)	806,001	18,416,090	-	22,509,170
TOTAL LIABILITIES & FUND BALANCES	\$ 933,451	\$ 1,593,551	\$ 966,151	\$ 81,888	\$ 78,271	\$ 1	\$ 806,656	\$ 18,416,090	\$ 23,517,366	\$ 46,393,425

BERRY BAY COMMUNITY DEVELOPMENT DISTRICT
Statement of Revenues, Expenditures and Changes in Fund Balances
For the Period Ending January 31, 2025
General Fund (001)
(In Whole Numbers)

ACCOUNT DESCRIPTION	ANNUAL ADOPTED BUDGET	YEAR TO DATE ACTUAL	VARIANCE (\$) FAV(UNFAV)	YTD ACTUAL AS A % OF ADOPTED BUD
<u>REVENUES</u>				
Interest - Tax Collector	\$ -	\$ 3,147	\$ 3,147	0.00%
Rental Income	-	900	900	0.00%
Special Assmnts- Tax Collector	778,872	1,072,058	293,186	137.64%
Special Assmnts- CDD Collected	322,203	-	(322,203)	0.00%
Other Miscellaneous Revenues	-	500	500	0.00%
TOTAL REVENUES	1,101,075	1,076,605	(24,470)	97.78%
<u>EXPENDITURES</u>				
<u>Administration</u>				
Supervisor Fees	12,000	3,200	8,800	26.67%
ProfServ-Trustee Fees	4,100	-	4,100	0.00%
Disclosure Report	11,400	6,000	5,400	52.63%
District Counsel	10,000	9,830	170	98.30%
District Engineer	5,000	11,885	(6,885)	237.70%
District Manager	36,000	15,000	21,000	41.67%
Accounting Services	12,000	5,010	6,990	41.75%
Auditing Services	4,900	2,400	2,500	48.98%
Website Compliance	1,500	-	1,500	0.00%
Postage, Phone, Faxes, Copies	250	109	141	43.60%
Insurance - General Liability	3,483	-	3,483	0.00%
Public Officials Insurance	2,851	-	2,851	0.00%
Insurance -Property & Casualty	36,841	37,097	(256)	100.69%
Legal Advertising	2,500	1,572	928	62.88%
Direct Mailings	2,500	-	2,500	0.00%
Bank Fees	250	-	250	0.00%
Website Administration	1,500	625	875	41.67%
Office Supplies	200	85	115	42.50%
Dues, Licenses, Subscriptions	500	405	95	81.00%
Total Administration	147,775	93,218	54,557	63.08%
<u>Electric Utility Services</u>				
Clubhouse Internet, TV, Phone	1,200	-	1,200	0.00%
Utility - Water & Sewer	3,000	198	2,802	6.60%
Utility - Electric	40,000	36,100	3,900	90.25%
Utility - StreetLights	172,759	32,818	139,941	19.00%
Total Electric Utility Services	216,959	69,116	147,843	31.86%

BERRY BAY COMMUNITY DEVELOPMENT DISTRICT
Statement of Revenues, Expenditures and Changes in Fund Balances
For the Period Ending January 31, 2025
General Fund (001)
(In Whole Numbers)

ACCOUNT DESCRIPTION	ANNUAL ADOPTED BUDGET	YEAR TO DATE ACTUAL	VARIANCE (\$) FAV(UNFAV)	YTD ACTUAL AS A % OF ADOPTED BUD
<u>Other Physical Environment</u>				
Payroll-Pool Monitors	12,000	-	12,000	0.00%
ProfServ-Field Management	12,000	5,000	7,000	41.67%
Waterway Management	2,500	1,545	955	61.80%
Contracts-Janitorial Services	18,000	2,081	15,919	11.56%
Contracts-Pools	24,000	12,762	11,238	53.18%
Contracts-Trash & Debris Removal	9,000	-	9,000	0.00%
Contracts - Landscape	342,541	222,762	119,779	65.03%
Amenity Center Pest Control	1,800	420	1,380	23.33%
Security	6,000	-	6,000	0.00%
Onsite Staff	70,000	29,167	40,833	41.67%
R&M-Tree Trimming Services	10,000	-	10,000	0.00%
R&M-Monument, Entrance & Wall	10,000	11,563	(1,563)	115.63%
Landscape - Annuals	18,000	-	18,000	0.00%
Landscape - Mulch	35,000	-	35,000	0.00%
Landscape Maintenance	7,000	13,355	(6,355)	190.79%
R&M-Security Cameras	2,000	-	2,000	0.00%
Plant Replacement Program	30,000	10,157	19,843	33.86%
R&M - Amenity Center	10,000	3,167	6,833	31.67%
Sidewalk & Pavement Repair	2,000	-	2,000	0.00%
Garbage Collection	3,000	-	3,000	0.00%
Miscellaneous Maintenance	10,000	25,291	(15,291)	252.91%
Irrigation Maintenance	30,000	17,294	12,706	57.65%
Aquatic Maintenance	28,000	16,042	11,958	57.29%
Aquatic Plant Replacement	5,000	-	5,000	0.00%
Access Control Maintenance & Repair	5,000	-	5,000	0.00%
Special Events	10,000	346	9,654	3.46%
Holiday Lighting & Decorations	10,000	437	9,563	4.37%
Janitorial Supplies	1,500	-	1,500	0.00%
Op Supplies - Pool Chemicals	3,000	-	3,000	0.00%
Dog Waste Station Supplies	4,000	1,338	2,662	33.45%
Amenities Furniture & Fixtures	5,000	-	5,000	0.00%
Total Other Physical Environment	736,341	372,727	363,614	50.62%
TOTAL EXPENDITURES	1,101,075	535,061	566,014	48.59%
Excess (deficiency) of revenues				
Over (under) expenditures	-	541,544	541,544	0.00%
FUND BALANCE, BEGINNING (OCT 1, 2024)		370,982		
FUND BALANCE, ENDING		\$ 912,526		

BERRY BAY COMMUNITY DEVELOPMENT DISTRICT
Statement of Revenues, Expenditures and Changes in Fund Balances
For the Period Ending January 31, 2025
Series 2021 Debt Service Fund (202)
(In Whole Numbers)

ACCOUNT DESCRIPTION	ANNUAL ADOPTED BUDGET	YEAR TO DATE ACTUAL	VARIANCE (\$) FAV(UNFAV)	YTD ACTUAL AS A % OF ADOPTED BUD
<u>REVENUES</u>				
Interest - Investments	\$ -	\$ 11,104	\$ 11,104	0.00%
Special Assmnts- Tax Collector	995,377	969,101	(26,276)	97.36%
TOTAL REVENUES	995,377	980,205	(15,172)	98.48%
<u>EXPENDITURES</u>				
<u>Debt Service</u>				
Principal Debt Retirement	380,000	-	380,000	0.00%
Interest Expense	616,919	308,459	308,460	50.00%
Total Debt Service	996,919	308,459	688,460	30.94%
TOTAL EXPENDITURES	996,919	308,459	688,460	30.94%
Excess (deficiency) of revenues				
Over (under) expenditures	(1,542)	671,746	673,288	-43563.29%
<u>OTHER FINANCING SOURCES (USES)</u>				
Contribution to (Use of) Fund Balance	(1,542)	-	1,542	0.00%
TOTAL FINANCING SOURCES (USES)	(1,542)	-	1,542	0.00%
Net change in fund balance	\$ (1,542)	\$ 671,746	\$ 676,372	-43563.29%
FUND BALANCE, BEGINNING (OCT 1, 2024)		921,805		
FUND BALANCE, ENDING		\$ 1,593,551		

BERRY BAY COMMUNITY DEVELOPMENT DISTRICT
Statement of Revenues, Expenditures and Changes in Fund Balances
For the Period Ending January 31, 2025
Series 2022 Debt Service Fund (203)
(In Whole Numbers)

ACCOUNT DESCRIPTION	ANNUAL ADOPTED BUDGET	YEAR TO DATE ACTUAL	VARIANCE (\$) FAV(UNFAV)	YTD ACTUAL AS A % OF ADOPTED BUD
<u>REVENUES</u>				
Interest - Investments	\$ -	\$ 9,096	\$ 9,096	0.00%
Special Assmnts- Tax Collector	-	434,364	434,364	0.00%
Special Assmnts- CDD Collected	446,075	-	(446,075)	0.00%
TOTAL REVENUES	446,075	443,460	(2,615)	99.41%
<u>EXPENDITURES</u>				
<u>Debt Service</u>				
Principal Debt Retirement	95,000	-	95,000	0.00%
Interest Expense	351,494	175,747	175,747	50.00%
Total Debt Service	446,494	175,747	270,747	39.36%
TOTAL EXPENDITURES	446,494	175,747	270,747	39.36%
Excess (deficiency) of revenues				
Over (under) expenditures	(419)	267,713	268,132	-63893.32%
<u>OTHER FINANCING SOURCES (USES)</u>				
Contribution to (Use of) Fund Balance	(419)	-	419	0.00%
TOTAL FINANCING SOURCES (USES)	(419)	-	419	0.00%
Net change in fund balance	\$ (419)	\$ 267,713	\$ 268,970	-63893.32%
FUND BALANCE, BEGINNING (OCT 1, 2024)		544,768		
FUND BALANCE, ENDING		\$ 812,481		

BERRY BAY COMMUNITY DEVELOPMENT DISTRICT
Statement of Revenues, Expenditures and Changes in Fund Balances
For the Period Ending January 31, 2025
Series 2024 Debt Service Fund (204)
(In Whole Numbers)

ACCOUNT DESCRIPTION	ANNUAL ADOPTED BUDGET	YEAR TO DATE ACTUAL	VARIANCE (\$) FAV(UNFAV)	YTD ACTUAL AS A % OF ADOPTED BUD
<u>REVENUES</u>				
Interest - Investments	\$ -	\$ 655	\$ 655	0.00%
TOTAL REVENUES	-	655	655	0.00%
<u>EXPENDITURES</u>				
TOTAL EXPENDITURES	-	-	-	0.00%
Excess (deficiency) of revenues				
Over (under) expenditures	-	655	655	0.00%
<u>OTHER FINANCING SOURCES (USES)</u>				
Bond Proceeds	-	81,233	81,233	0.00%
TOTAL FINANCING SOURCES (USES)	-	81,233	81,233	0.00%
Net change in fund balance	\$ -	\$ 81,888	\$ 81,888	0.00%
FUND BALANCE, BEGINNING (OCT 1, 2024)		-		
FUND BALANCE, ENDING		\$ 81,888		

BERRY BAY COMMUNITY DEVELOPMENT DISTRICT
Statement of Revenues, Expenditures and Changes in Fund Balances
For the Period Ending January 31, 2025
Series 2021 Capital Projects Fund (302)
(In Whole Numbers)

ACCOUNT DESCRIPTION	ANNUAL ADOPTED BUDGET	YEAR TO DATE ACTUAL	VARIANCE (\$) FAV(UNFAV)	YTD ACTUAL AS A % OF ADOPTED BUD
<u>REVENUES</u>				
Interest - Investments	\$ -	\$ 1,157	\$ 1,157	0.00%
TOTAL REVENUES	-	1,157	1,157	0.00%
<u>EXPENDITURES</u>				
TOTAL EXPENDITURES	-	-	-	0.00%
Excess (deficiency) of revenues				
Over (under) expenditures	-	1,157	1,157	0.00%
FUND BALANCE, BEGINNING (OCT 1, 2024)		50,799		
FUND BALANCE, ENDING		<u>\$ 51,956</u>		

BERRY BAY COMMUNITY DEVELOPMENT DISTRICT
Statement of Revenues, Expenditures and Changes in Fund Balances
For the Period Ending January 31, 2025
Series 2022 Capital Projects Fund (303)
(In Whole Numbers)

ACCOUNT DESCRIPTION	ANNUAL ADOPTED BUDGET	YEAR TO DATE ACTUAL	VARIANCE (\$) FAV(UNFAV)	YTD ACTUAL AS A % OF ADOPTED BUD
<u>REVENUES</u>				
Interest - Investments	\$ -	\$ 1	\$ 1	0.00%
TOTAL REVENUES	-	1	1	0.00%
<u>EXPENDITURES</u>				
TOTAL EXPENDITURES	-	-	-	0.00%
Excess (deficiency) of revenues				
Over (under) expenditures	-	1	1	0.00%
FUND BALANCE, BEGINNING (OCT 1, 2024)		(165,324)		
FUND BALANCE, ENDING		<u>\$ (165,323)</u>		

BERRY BAY COMMUNITY DEVELOPMENT DISTRICT
Statement of Revenues, Expenditures and Changes in Fund Balances
For the Period Ending January 31, 2025
Series 2024 Capital Projects Fund (304)
(In Whole Numbers)

ACCOUNT DESCRIPTION	ANNUAL ADOPTED BUDGET	YEAR TO DATE ACTUAL	VARIANCE (\$) FAV(UNFAV)	YTD ACTUAL AS A % OF ADOPTED BUD
<u>REVENUES</u>				
Interest - Investments	\$ -	\$ 10,001	\$ 10,001	0.00%
TOTAL REVENUES	-	10,001	10,001	0.00%
<u>EXPENDITURES</u>				
<u>Administration</u>				
ProfServ-Trustee Fees	-	12,200	(12,200)	0.00%
Disclosure Report	-	2,500	(2,500)	0.00%
District Counsel	-	130,475	(130,475)	0.00%
District Manager	-	38,500	(38,500)	0.00%
Cost of Issuance	-	9,250	(9,250)	0.00%
Total Administration	-	192,925	(192,925)	0.00%
<u>Construction In Progress</u>				
Construction in Progress	-	1,310,581	(1,310,581)	0.00%
Total Construction In Progress	-	1,310,581	(1,310,581)	0.00%
TOTAL EXPENDITURES	-	1,503,506	(1,503,506)	0.00%
Excess (deficiency) of revenues				
Over (under) expenditures	-	(1,493,505)	(1,493,505)	0.00%
<u>OTHER FINANCING SOURCES (USES)</u>				
Bond Proceeds	-	2,299,506	2,299,506	0.00%
TOTAL FINANCING SOURCES (USES)	-	2,299,506	2,299,506	0.00%
Net change in fund balance	\$ -	\$ 806,001	\$ 806,001	0.00%
FUND BALANCE, BEGINNING (OCT 1, 2024)		-		
FUND BALANCE, ENDING		\$ 806,001		

Bank Account Statement

Berry Bay CDD

Bank Account No. 6498
Statement No. 25_01

Statement Date 01/31/2025

G/L Account No. 101001 Balance	800,911.86	Statement Balance	907,321.82
		Outstanding Deposits	1,630.04
Positive Adjustments	0.00	Subtotal	908,951.86
Subtotal	800,911.86	Outstanding Checks	-108,040.00
Negative Adjustments	0.00	Ending Balance	800,911.86
Ending G/L Balance	800,911.86		

Posting Date	Document Type	Document No.	Vendor	Description	Amount	Cleared Amount	Difference
Deposits							
							0.00
01/07/2025		JE000635	Special Assmnts- Tax Collector	tax rev/debt svc	335,878.35	335,878.35	0.00
01/17/2025	Payment	BD00012	Other Miscellaneous Revenues	Deposit No. BD00012	75.00	75.00	0.00
01/31/2025	Payment	BD00016	Interest - Tax Collector	Deposit No. BD00016	3,147.23	3,147.23	0.00
01/31/2025		JE000714	Utility - Electric	ACH ADJ JE	36.81	36.81	0.00
Total Deposits					339,137.39	339,137.39	0.00
Checks							
							0.00
12/18/2024	Payment	695	CITY-WIDE CLEANING LLC	Check for Vendor V00065	-342.50	-342.50	0.00
12/18/2024	Payment	702	SUNRISE LANDSCAPE	Check for Vendor V00044	-75,883.19	-75,883.19	0.00
12/19/2024	Payment	706	SUNRISE LANDSCAPE	Check for Vendor V00044	-4,382.00	-4,382.00	0.00
12/30/2024	Payment	707	BERRY BAY CDD	Check for Vendor V00022	-2,816.05	-2,816.05	0.00
12/30/2024	Payment	709	GATE PROS, INC.	Check for Vendor V00053	-275.00	-275.00	0.00
12/30/2024	Payment	710	INFRAMARK LLC	Check for Vendor V00023	-108.54	-108.54	0.00
12/30/2024	Payment	711	SUNRISE LANDSCAPE	Check for Vendor V00044	-1,831.00	-1,831.00	0.00
12/30/2024	Payment	712	TAN-BARK LLC	Check for Vendor V00085	-1,221.88	-1,221.88	0.00
12/30/2024	Payment	713	TIETJEN TECHNOLOGIES INC.	Check for Vendor V00083	-2,024.85	-2,024.85	0.00
12/30/2024	Payment	714	TIMES PUBLISHING COMPANY	Check for Vendor V00009	-376.00	-376.00	0.00
12/31/2024	Payment	715	BERRY BAY CDD	Check for Vendor V00022	-322,311.77	-322,311.77	0.00
12/31/2024	Payment	716	CARR AND COLLIER INC	Check for Vendor V00084	-13,860.59	-13,860.59	0.00
12/31/2024	Payment	717	CITY-WIDE CLEANING LLC	Check for Vendor V00065	-335.00	-335.00	0.00
01/06/2025	Payment	718	TIMES PUBLISHING COMPANY	Check for Vendor V00009	-376.00	-376.00	0.00

Bank Account Statement

Berry Bay CDD

Bank Account No. 6498

Statement No. 25_01

Statement Date

01/31/2025

01/02/2025	Payment	DD260	TECO ACH	Payment of Invoice 001410	-12.69	-12.69	0.00
01/02/2025	Payment	DD261	TECO ACH	Payment of Invoice 001411	-37.16	-37.16	0.00
01/02/2025	Payment	DD264	TECO ACH	Payment of Invoice 001414	-1,185.02	-1,185.02	0.00
01/08/2025	Payment	719	BERRY BAY CDD	Check for Vendor V00022	-190,421.80	-190,421.80	0.00
01/08/2025	Payment	DD266	BOCC ACH	Payment of Invoice 001433	-165.85	-165.85	0.00
01/08/2025	Payment	DD267	CHARTER COMMUNICATION S ACH	Payment of Invoice 001431	-99.99	-99.99	0.00
01/13/2025	Payment	720	BLUE LIFE POOL SERVICE LLC	Check for Vendor V00057	-2,000.00	-2,000.00	0.00
01/13/2025	Payment	721	GRAU AND ASSOCIATES	Check for Vendor V00015	-600.00	-600.00	0.00
01/13/2025	Payment	722	INFRAMARK LLC	Check for Vendor V00023	-11,658.33	-11,658.33	0.00
01/13/2025	Payment	723	JNJ CLEANING SERVICES LLC	Check for Vendor V00048	-1,246.00	-1,246.00	0.00
01/13/2025	Payment	724	JOBE PEST SERVICES	Check for Vendor V00075	-140.00	-140.00	0.00
01/13/2025	Payment	725	SUNRISE LANDSCAPE	Check for Vendor V00044	-28,545.08	-28,545.08	0.00
01/13/2025	Payment	726	SWINE SOLUTIONS	Check for Vendor V00039	-1,550.00	-1,550.00	0.00
01/17/2025	Payment	727	CARLOS DE LA OSSA	Check for Vendor V00038	-200.00	-200.00	0.00
01/17/2025	Payment	728	KELLY ANN EVANS	Check for Vendor V00019	-200.00	-200.00	0.00
01/17/2025	Payment	729	NICHOLAS J. DISTER	Check for Vendor V00016	-200.00	-200.00	0.00
01/17/2025	Payment	731	STRALEY ROBIN VERICKER	Check for Vendor V00011	-2,355.66	-2,355.66	0.00
01/17/2025	Payment	732	THOMPSON SAFETY LLC	Check for Vendor V00086	-230.00	-230.00	0.00
01/22/2025	Payment	DD272	TECO ACH	Payment of Invoice 001446	-11,088.91	-11,088.91	0.00
01/31/2025		JE000709	Utility - Electric	Teco Adj JE	-140.93	-140.93	0.00
01/31/2025		JE000709	Utility - Electric	Teco Adj JE	-516.78	-516.78	0.00
01/31/2025		JE000709	Utility - Electric	Teco Adj JE	-1,033.57	-1,033.57	0.00
01/31/2025		JE000709	Utility - Electric	Teco Adj JE	-1,456.39	-1,456.39	0.00
01/31/2025		JE000711	Waterway Management	BOCC Adj JE	-213.19	-213.19	0.00
01/31/2025		JE000712	Miscellaneous Maintenance	Truist CC ADJ JE	-599.83	-599.83	0.00
Total Checks					-682,041.55	-682,041.55	0.00

Adjustments

Total Adjustments

Outstanding Checks

07/03/2024	Payment	DD213	TECO ACH	Payment of Invoice 001193	-1,613.69
07/03/2024	Payment	DD215	TECO ACH	Payment of Invoice 001195	-1,128.48
08/01/2024	Payment	583	HAWKINS SERVICE COMPANY LLC	Check for Vendor V00073	-59.96
08/02/2024	Payment	DD221	TECO ACH	Payment of Invoice 001215	-2,256.92
08/02/2024	Payment	DD222	TECO ACH	Payment of Invoice 001216	-1,613.99
08/01/2024		JE000551		Hillstax	-80.43
09/12/2024	Payment	639	KELLY ANN EVANS	Check for Vendor V00019	-200.00
09/03/2024	Payment	DD228	TECO ACH	Payment of Invoice 001254	-151.56

Bank Account Statement

Berry Bay CDD

Tuesday, February 25, 2025

Page 3

Z-NTHITE

Bank Account No. 6498

Statement No. 25_01

Statement Date

01/31/2025

09/03/2024	Payment	DD230	TECO ACH	Payment of Invoice 001262	-1,145.36
09/03/2024	Payment	DD231	TECO ACH	Payment of Invoice 001263	-1,638.20
10/03/2024	Payment	DD236	TECO ACH	Payment of Invoice 001301	-4,564.82
10/03/2024	Payment	DD237	TECO ACH	Payment of Invoice 001302	-555.76
10/03/2024	Payment	DD238	TECO ACH	Payment of Invoice 001304	-1,662.77
11/30/2024	Payment	DD252	TECO ACH	Payment of Invoice 001369	-36.70
12/09/2024	Payment	681	RYAN MOTKO	Payment of Invoice 001385	-200.00
12/09/2024	Payment	684	GRAU AND ASSOCIATES	Payment of Invoice 001374	-1,800.00
01/17/2025	Payment	730	RYAN MOTKO	Check for Vendor V00024	-200.00
01/22/2025	Payment	733	SUNRISE LANDSCAPE	Check for Vendor V00044	-72,370.78
01/30/2025	Payment	734	CITY-WIDE CLEANING LLC	Check for Vendor V00065	-325.00
01/30/2025	Payment	735	FIRST CHOICE AQUATIC WEED MANAGMENT LLC	Check for Vendor V00037	-2,857.00
12/10/2024	Payment	DD273	BOCC ACH	Payment of Invoice 001530	-448.04
12/19/2024	Payment	DD274	TECO ACH	Payment of Invoice 001456	-10,867.53
01/14/2025	Payment	DD275	TECO ACH	Payment of Invoice 001481	-1,395.18
12/27/2024	Payment	DD285	TRUIST - CC	Payment of Invoice 001528	-867.83
Total Outstanding Checks					-
					108,040.00

Outstanding Deposits

01/01/2025	JE000673	ReversalUtility Water_Adj JE	448.04
01/01/2025	JE000674	Reversal Truist CC	867.83
12/01/2024	JE000680	Reversal Truist CC Adj JE	314.17
Total Outstanding Deposits			1,630.04

Berry Bay Community Development District

Financial Statements
(Unaudited)

Period Ending
February 28, 2025

Prepared by:



2005 Pan Am Circle ~ Suite 300 ~ Tampa, Florida 33607
Phone (813) 873-7300 ~ Fax (813) 873-7070

BERRY BAY COMMUNITY DEVELOPMENT DISTRICT

Balance Sheet
As of February 28, 2025
(In Whole Numbers)

					SERIES 2021	SERIES 2022	SERIES 2024	GENERAL	GENERAL	
					CAPITAL	CAPITAL	CAPITAL	FIXED ASSETS	LONG-TERM	
	GENERAL	SERIES 2021	SERIES 2022	SERIES 2024	PROJECTS	PROJECTS	PROJECTS	ACCOUNT	DEBT	
ACCOUNT DESCRIPTION	FUND	DEBT SERVICE	DEBT SERVICE	DEBT SERVICE	FUND	FUND	FUND	GROUP FUND	ACCOUNT	TOTAL
		FUND	FUND	FUND						
<u>ASSETS</u>										
Cash - Operating Account	\$ 794,622	\$ -	\$ -	\$ -	\$ -	\$ -	\$ -	\$ -	\$ -	\$ 794,622
Accounts Receivable	4,725	-	-	-	-	-	-	-	-	4,725
Due From Developer	2,232	-	-	-	-	-	-	-	-	2,232
Due From Other Funds	125,582	56,095	-	932	-	-	-	-	-	182,609
Investments:										
Acquisition & Construction Account	-	-	-	-	-	1	734,658	-	-	734,659
Construction Fund	-	-	-	-	9,093	-	-	-	-	9,093
Construction Fund Custody	-	-	-	-	71,151	-	-	-	-	71,151
Cost of Issuance Fund	-	-	-	-	-	-	513	-	-	513
Reserve Fund	-	497,689	446,075	81,233	-	-	-	-	-	1,024,997
Revenue Fund	-	1,056,977	528,700	-	-	-	-	-	-	1,585,677
Fixed Assets										
Equipment and Furniture	-	-	-	-	-	-	-	122,485	-	122,485
Construction Work In Process	-	-	-	-	-	-	-	18,293,605	-	18,293,605
Amount Avail In Debt Services	-	-	-	-	-	-	-	-	497,448	497,448
Amount To Be Provided	-	-	-	-	-	-	-	-	23,019,918	23,019,918
TOTAL ASSETS	\$ 927,161	\$ 1,610,761	\$ 974,775	\$ 82,165	\$ 80,244	\$ 1	\$ 735,171	\$ 18,416,090	\$ 23,517,366	\$ 46,343,734
<u>LIABILITIES</u>										
Accounts Payable	\$ 11,294	\$ -	\$ -	\$ -	\$ -	\$ -	\$ -	\$ -	\$ -	\$ 11,294
Accrued Utility Taxes Payable	-	-	-	-	-	165,324	-	-	-	165,324
Bonds Payable	-	-	-	-	-	-	-	-	17,087,366	17,087,366
Bonds Payable - Series 2023	-	-	-	-	-	-	-	-	6,430,000	6,430,000
Due To Other Funds	-	-	153,670	-	28,007	-	932	-	-	182,609
TOTAL LIABILITIES	11,294	-	153,670	-	28,007	165,324	932	-	23,517,366	23,876,593
<u>FUND BALANCES</u>										
Restricted for:										
Debt Service	-	1,610,761	821,105	82,165	-	-	-	-	-	2,514,031
Capital Projects	-	-	-	-	52,237	-	734,239	-	-	786,476
Unassigned:	915,867	-	-	-	-	(165,323)	-	18,416,090	-	19,166,634
TOTAL FUND BALANCES	915,867	1,610,761	821,105	82,165	52,237	(165,323)	734,239	18,416,090	-	22,467,141
TOTAL LIABILITIES & FUND BALANCES	\$ 927,161	\$ 1,610,761	\$ 974,775	\$ 82,165	\$ 80,244	\$ 1	\$ 735,171	\$ 18,416,090	\$ 23,517,366	\$ 46,343,734

BERRY BAY COMMUNITY DEVELOPMENT DISTRICT
Statement of Revenues, Expenditures and Changes in Fund Balances
For the Period Ending February 28, 2025
General Fund (001)
(In Whole Numbers)

ACCOUNT DESCRIPTION	ANNUAL ADOPTED BUDGET	YEAR TO DATE ACTUAL	VARIANCE (\$) FAV(UNFAV)	YTD ACTUAL AS A % OF ADOPTED BUD
<u>REVENUES</u>				
Interest - Tax Collector	\$ -	\$ 3,147	\$ 3,147	0.00%
Rental Income	-	900	900	0.00%
Special Assmnts- Tax Collector	778,872	1,086,040	307,168	139.44%
Special Assmnts- CDD Collected	322,203	-	(322,203)	0.00%
Other Miscellaneous Revenues	-	500	500	0.00%
Insurance Reimbursements	-	6,833	6,833	0.00%
TOTAL REVENUES	1,101,075	1,097,420	(3,655)	99.67%

EXPENDITURES

Administration

Supervisor Fees	12,000	4,000	8,000	33.33%
ProfServ-Trustee Fees	4,100	-	4,100	0.00%
Disclosure Report	11,400	6,000	5,400	52.63%
District Counsel	10,000	12,553	(2,553)	125.53%
District Engineer	5,000	13,421	(8,421)	268.42%
District Manager	36,000	15,000	21,000	41.67%
Accounting Services	12,000	5,000	7,000	41.67%
Auditing Services	4,900	2,400	2,500	48.98%
Website Compliance	1,500	-	1,500	0.00%
Postage, Phone, Faxes, Copies	250	128	122	51.20%
Insurance - General Liability	3,483	-	3,483	0.00%
Public Officials Insurance	2,851	-	2,851	0.00%
Insurance -Property & Casualty	36,841	37,097	(256)	100.69%
Legal Advertising	2,500	1,572	928	62.88%
Direct Mailings	2,500	-	2,500	0.00%
Bank Fees	250	-	250	0.00%
Website Administration	1,500	625	875	41.67%
Office Supplies	200	85	115	42.50%
Dues, Licenses, Subscriptions	500	405	95	81.00%
Total Administration	147,775	98,286	49,489	66.51%

Electric Utility Services

Clubhouse Internet, TV, Phone	1,200	-	1,200	0.00%
Utility - Water & Sewer	3,000	656	2,344	21.87%
Utility - Electric	40,000	34,382	5,618	85.96%
Utility - StreetLights	172,759	46,486	126,273	26.91%
Total Electric Utility Services	216,959	81,524	135,435	37.58%

BERRY BAY COMMUNITY DEVELOPMENT DISTRICT
Statement of Revenues, Expenditures and Changes in Fund Balances
For the Period Ending February 28, 2025
General Fund (001)
(In Whole Numbers)

ACCOUNT DESCRIPTION	ANNUAL ADOPTED BUDGET	YEAR TO DATE ACTUAL	VARIANCE (\$) FAV(UNFAV)	YTD ACTUAL AS A % OF ADOPTED BUD
<u>Other Physical Environment</u>				
Payroll-Pool Monitors	12,000	-	12,000	0.00%
ProfServ-Field Management	12,000	5,000	7,000	41.67%
Waterway Management	2,500	1,715	785	68.60%
Contracts-Janitorial Services	18,000	2,396	15,604	13.31%
Contracts-Pools	24,000	12,762	11,238	53.18%
Contracts-Trash & Debris Removal	9,000	8,221	779	91.34%
Contracts - Landscape	342,541	230,244	112,297	67.22%
Amenity Center Pest Control	1,800	560	1,240	31.11%
Security	6,000	-	6,000	0.00%
Onsite Staff	70,000	29,167	40,833	41.67%
R&M-Tree Trimming Services	10,000	2,576	7,424	25.76%
R&M-Monument, Entrance & Wall	10,000	11,563	(1,563)	115.63%
Landscape - Annuals	18,000	-	18,000	0.00%
Landscape - Mulch	35,000	1,118	33,882	3.19%
Landscape Maintenance	7,000	5,134	1,866	73.34%
R&M-Security Cameras	2,000	-	2,000	0.00%
Plant Replacement Program	30,000	10,157	19,843	33.86%
R&M - Amenity Center	10,000	3,267	6,733	32.67%
Sidewalk & Pavement Repair	2,000	-	2,000	0.00%
Garbage Collection	3,000	-	3,000	0.00%
Miscellaneous Maintenance	10,000	20,569	(10,569)	205.69%
Irrigation Maintenance	30,000	7,974	22,026	26.58%
Aquatic Maintenance	28,000	18,181	9,819	64.93%
Aquatic Plant Replacement	5,000	-	5,000	0.00%
Access Control Maintenance & Repair	5,000	-	5,000	0.00%
Special Events	10,000	346	9,654	3.46%
Holiday Lighting & Decorations	10,000	437	9,563	4.37%
Janitorial Supplies	1,500	-	1,500	0.00%
Op Supplies - Pool Chemicals	3,000	-	3,000	0.00%
Dog Waste Station Supplies	4,000	1,338	2,662	33.45%
Amenities Furniture & Fixtures	5,000	-	5,000	0.00%
Total Other Physical Environment	736,341	372,725	363,616	50.62%
TOTAL EXPENDITURES	1,101,075	552,535	548,540	50.18%
Excess (deficiency) of revenues				
Over (under) expenditures	-	544,885	544,885	0.00%
FUND BALANCE, BEGINNING (OCT 1, 2024)		370,982		
FUND BALANCE, ENDING		\$ 915,867		

BERRY BAY COMMUNITY DEVELOPMENT DISTRICT
Statement of Revenues, Expenditures and Changes in Fund Balances
For the Period Ending February 28, 2025
Series 2021 Debt Service Fund (202)
(In Whole Numbers)

ACCOUNT DESCRIPTION	ANNUAL ADOPTED BUDGET	YEAR TO DATE ACTUAL	VARIANCE (\$) FAV(UNFAV)	YTD ACTUAL AS A % OF ADOPTED BUD
<u>REVENUES</u>				
Interest - Investments	\$ -	\$ 15,674	\$ 15,674	0.00%
Special Assmnts- Tax Collector	995,377	981,741	(13,636)	98.63%
TOTAL REVENUES	995,377	997,415	2,038	100.20%
<u>EXPENDITURES</u>				
<u>Debt Service</u>				
Principal Debt Retirement	380,000	-	380,000	0.00%
Interest Expense	616,919	308,459	308,460	50.00%
Total Debt Service	996,919	308,459	688,460	30.94%
TOTAL EXPENDITURES	996,919	308,459	688,460	30.94%
Excess (deficiency) of revenues				
Over (under) expenditures	(1,542)	688,956	690,498	-44679.38%
<u>OTHER FINANCING SOURCES (USES)</u>				
Contribution to (Use of) Fund Balance	(1,542)	-	1,542	0.00%
TOTAL FINANCING SOURCES (USES)	(1,542)	-	1,542	0.00%
Net change in fund balance	\$ (1,542)	\$ 688,956	\$ 693,582	-44679.38%
FUND BALANCE, BEGINNING (OCT 1, 2024)		921,805		
FUND BALANCE, ENDING		\$ 1,610,761		

BERRY BAY COMMUNITY DEVELOPMENT DISTRICT
Statement of Revenues, Expenditures and Changes in Fund Balances
For the Period Ending February 28, 2025
Series 2022 Debt Service Fund (203)
(In Whole Numbers)

ACCOUNT DESCRIPTION	ANNUAL ADOPTED BUDGET	YEAR TO DATE ACTUAL	VARIANCE (\$) FAV(UNFAV)	YTD ACTUAL AS A % OF ADOPTED BUD
<u>REVENUES</u>				
Interest - Investments	\$ -	\$ 12,055	\$ 12,055	0.00%
Special Assmnts- Tax Collector	-	440,029	440,029	0.00%
Special Assmnts- CDD Collected	446,075	-	(446,075)	0.00%
TOTAL REVENUES	446,075	452,084	6,009	101.35%
<u>EXPENDITURES</u>				
<u>Debt Service</u>				
Principal Debt Retirement	95,000	-	95,000	0.00%
Interest Expense	351,494	175,747	175,747	50.00%
Total Debt Service	446,494	175,747	270,747	39.36%
TOTAL EXPENDITURES	446,494	175,747	270,747	39.36%
Excess (deficiency) of revenues				
Over (under) expenditures	(419)	276,337	276,756	-65951.55%
<u>OTHER FINANCING SOURCES (USES)</u>				
Contribution to (Use of) Fund Balance	(419)	-	419	0.00%
TOTAL FINANCING SOURCES (USES)	(419)	-	419	0.00%
Net change in fund balance	\$ (419)	\$ 276,337	\$ 277,594	-65951.55%
FUND BALANCE, BEGINNING (OCT 1, 2024)		544,768		
FUND BALANCE, ENDING		\$ 821,105		

BERRY BAY COMMUNITY DEVELOPMENT DISTRICT
Statement of Revenues, Expenditures and Changes in Fund Balances
For the Period Ending February 28, 2025
Series 2024 Debt Service Fund (204)
(In Whole Numbers)

ACCOUNT DESCRIPTION	ANNUAL ADOPTED BUDGET	YEAR TO DATE ACTUAL	VARIANCE (\$) FAV(UNFAV)	YTD ACTUAL AS A % OF ADOPTED BUD
<u>REVENUES</u>				
Interest - Investments	\$ -	\$ 932	\$ 932	0.00%
TOTAL REVENUES	-	932	932	0.00%
<u>EXPENDITURES</u>				
TOTAL EXPENDITURES	-	-	-	0.00%
Excess (deficiency) of revenues				
Over (under) expenditures	-	932	932	0.00%
<u>OTHER FINANCING SOURCES (USES)</u>				
Bond Proceeds	-	81,233	81,233	0.00%
TOTAL FINANCING SOURCES (USES)	-	81,233	81,233	0.00%
Net change in fund balance	\$ -	\$ 82,165	\$ 82,165	0.00%
FUND BALANCE, BEGINNING (OCT 1, 2024)		-		
FUND BALANCE, ENDING		\$ 82,165		

BERRY BAY COMMUNITY DEVELOPMENT DISTRICT
Statement of Revenues, Expenditures and Changes in Fund Balances
For the Period Ending February 28, 2025
Series 2021 Capital Projects Fund (302)
(In Whole Numbers)

ACCOUNT DESCRIPTION	ANNUAL ADOPTED BUDGET	YEAR TO DATE ACTUAL	VARIANCE (\$) FAV(UNFAV)	YTD ACTUAL AS A % OF ADOPTED BUD
<u>REVENUES</u>				
Interest - Investments	\$ -	\$ 1,438	\$ 1,438	0.00%
TOTAL REVENUES	-	1,438	1,438	0.00%
<u>EXPENDITURES</u>				
TOTAL EXPENDITURES	-	-	-	0.00%
Excess (deficiency) of revenues				
Over (under) expenditures	-	1,438	1,438	0.00%
FUND BALANCE, BEGINNING (OCT 1, 2024)		50,799		
FUND BALANCE, ENDING		\$ 52,237		

BERRY BAY COMMUNITY DEVELOPMENT DISTRICT
Statement of Revenues, Expenditures and Changes in Fund Balances
For the Period Ending February 28, 2025
Series 2022 Capital Projects Fund (303)
(In Whole Numbers)

ACCOUNT DESCRIPTION	ANNUAL ADOPTED BUDGET	YEAR TO DATE ACTUAL	VARIANCE (\$) FAV(UNFAV)	YTD ACTUAL AS A % OF ADOPTED BUD
<u>REVENUES</u>				
Interest - Investments	\$ -	\$ 1	\$ 1	0.00%
TOTAL REVENUES	-	1	1	0.00%
<u>EXPENDITURES</u>				
TOTAL EXPENDITURES	-	-	-	0.00%
Excess (deficiency) of revenues				
Over (under) expenditures	-	1	1	0.00%
FUND BALANCE, BEGINNING (OCT 1, 2024)		(165,324)		
FUND BALANCE, ENDING		<u>\$ (165,323)</u>		

BERRY BAY COMMUNITY DEVELOPMENT DISTRICT
Statement of Revenues, Expenditures and Changes in Fund Balances
For the Period Ending February 28, 2025
Series 2024 Capital Projects Fund (304)
(In Whole Numbers)

ACCOUNT DESCRIPTION	ANNUAL ADOPTED BUDGET	YEAR TO DATE ACTUAL	VARIANCE (\$) FAV(UNFAV)	YTD ACTUAL AS A % OF ADOPTED BUD
<u>REVENUES</u>				
Interest - Investments	\$ -	\$ 12,885	\$ 12,885	0.00%
TOTAL REVENUES	-	12,885	12,885	0.00%
<u>EXPENDITURES</u>				
<u>Administration</u>				
ProfServ-Trustee Fees	-	12,200	(12,200)	0.00%
Disclosure Report	-	2,500	(2,500)	0.00%
District Counsel	-	130,475	(130,475)	0.00%
District Manager	-	38,500	(38,500)	0.00%
Cost of Issuance	-	9,250	(9,250)	0.00%
Total Administration	-	192,925	(192,925)	0.00%
<u>Construction In Progress</u>				
Construction in Progress	-	1,385,227	(1,385,227)	0.00%
Total Construction In Progress	-	1,385,227	(1,385,227)	0.00%
TOTAL EXPENDITURES	-	1,578,152	(1,578,152)	0.00%
Excess (deficiency) of revenues				
Over (under) expenditures	-	(1,565,267)	(1,565,267)	0.00%
<u>OTHER FINANCING SOURCES (USES)</u>				
Bond Proceeds	-	2,299,506	2,299,506	0.00%
TOTAL FINANCING SOURCES (USES)	-	2,299,506	2,299,506	0.00%
Net change in fund balance	\$ -	\$ 734,239	\$ 734,239	0.00%
FUND BALANCE, BEGINNING (OCT 1, 2024)		-		
FUND BALANCE, ENDING		\$ 734,239		

Bank Account Statement

Berry Bay CDD

Bank Account No. 6498
Statement No. 25_02

Statement Date 02/28/2025

G/L Account No. 101001 Balance	794,621.71	Statement Balance	821,217.82
		Outstanding Deposits	5,377.54
Positive Adjustments	0.00	Subtotal	826,595.36
Subtotal	794,621.71	Outstanding Checks	-31,973.65
Negative Adjustments	0.00	Ending Balance	794,621.71
Ending G/L Balance	794,621.71		

Posting Date	Document Type	Document No.	Vendor	Description	Amount	Cleared Amount	Difference
Deposits							
							0.00
02/11/2025	Payment	BD00015	Special Assmnts-Tax Collector	Deposit No. BD00015	32,286.19	32,286.19	0.00
02/25/2025	Payment	BD00019	Insurance Reimbursements	Deposit No. BD00019	6,832.80	6,832.80	0.00
Total Deposits					39,118.99	39,118.99	0.00
Checks							
							0.00
12/09/2024	Payment	684	GRAU AND ASSOCIATES	Payment of Invoice 001374	-1,800.00	-1,800.00	0.00
01/30/2025	Payment	734	CITY-WIDE CLEANING LLC	Check for Vendor V00065	-325.00	-325.00	0.00
01/30/2025	Payment	735	FIRST CHOICE AQUATIC WEED MANAGMENT LLC	Check for Vendor V00037	-2,857.00	-2,857.00	0.00
02/13/2025	Payment	737	CARLOS DE LA OSSA	Check for Vendor V00038	-200.00	-200.00	0.00
02/13/2025	Payment	739	FIRST CHOICE AQUATIC WEED MANAGMENT LLC	Check for Vendor V00037	-6,035.57	-6,035.57	0.00
02/13/2025	Payment	740	INFRAMARK LLC	Check for Vendor V00023	-11,667.99	-11,667.99	0.00
02/13/2025	Payment	741	KELLY ANN EVANS	Check for Vendor V00019	-200.00	-200.00	0.00
02/13/2025	Payment	742	NICHOLAS J. DISTER	Check for Vendor V00016	-200.00	-200.00	0.00
02/13/2025	Payment	744	STRALEY ROBIN VERICKER	Check for Vendor V00011	-2,722.50	-2,722.50	0.00
02/13/2025	Payment	745	SUNRISE LANDSCAPE	Check for Vendor V00044	-63,986.75	-63,986.75	0.00
02/18/2025	Payment	746	BERRY BAY CDD	Check for Vendor V00022	-18,304.23	-18,304.23	0.00
02/20/2025	Payment	748	STANTEC CONSULTING SERV INC	Check for Vendor V00004	-1,535.50	-1,535.50	0.00
01/14/2025	Payment	DD275	TECO ACH	Payment of Invoice 001481	-1,395.18	-1,395.18	0.00
02/04/2025	Payment	DD276	TECO ACH	Payment of Invoice 001482	-509.39	-509.39	0.00
02/04/2025	Payment	DD277	TECO ACH	Payment of Invoice 001486	-1,018.79	-1,018.79	0.00
02/04/2025	Payment	DD278	TECO ACH	Payment of Invoice 001485	-138.91	-138.91	0.00

Bank Account Statement

Berry Bay CDD

Bank Account No. 6498

Statement No. 25_02

Statement Date

02/28/2025

02/04/2025	Payment	DD279	TECO ACH	Payment of Invoice 001484	-36.45	-36.45	0.00
02/04/2025	Payment	DD280	TECO ACH	Payment of Invoice 001483	-1,435.56	-1,435.56	0.00
02/04/2025	Payment	DD281	TECO ACH	Payment of Invoice 001513	-19.06	-19.06	0.00
02/19/2025	Payment	DD282	TECO ACH	Payment of Invoice 001546	-10,565.12	-10,565.12	0.00
02/18/2025	Payment	DD283	CHARTER COMMUNICATION S ACH	Payment of Invoice 001539	-99.99	-99.99	0.00
02/21/2025	Payment	749	FIRST CHOICE AQUATIC WEED MANAGMENT LLC	Check for Vendor V00037	-170.00	-170.00	0.00
Total Checks					-125,222.99	-125,222.99	0.00

Adjustments

Total Adjustments

Outstanding Checks

07/03/2024	Payment	DD213	TECO ACH	Payment of Invoice 001193		-1,613.69
07/03/2024	Payment	DD215	TECO ACH	Payment of Invoice 001195		-1,128.48
08/01/2024	Payment	583	HAWKINS SERVICE COMPANY LLC	Check for Vendor V00073		-59.96
08/02/2024	Payment	DD221	TECO ACH	Payment of Invoice 001215		-2,256.92
08/02/2024	Payment	DD222	TECO ACH	Payment of Invoice 001216		-1,613.99
08/01/2024		JE000551		Hillstax		-80.43
09/12/2024	Payment	639	KELLY ANN EVANS	Check for Vendor V00019		-200.00
09/03/2024	Payment	DD228	TECO ACH	Payment of Invoice 001254		-151.56
09/03/2024	Payment	DD230	TECO ACH	Payment of Invoice 001262		-1,145.36
09/03/2024	Payment	DD231	TECO ACH	Payment of Invoice 001263		-1,638.20
10/03/2024	Payment	DD236	TECO ACH	Payment of Invoice 001301		-4,564.82
10/03/2024	Payment	DD237	TECO ACH	Payment of Invoice 001302		-555.76
10/03/2024	Payment	DD238	TECO ACH	Payment of Invoice 001304		-1,662.77
11/30/2024	Payment	DD252	TECO ACH	Payment of Invoice 001369		-36.70
12/09/2024	Payment	681	RYAN MOTKO	Payment of Invoice 001385		-200.00
01/17/2025	Payment	730	RYAN MOTKO	Check for Vendor V00024		-200.00
12/10/2024	Payment	DD273	BOCC ACH	Payment of Invoice 001530		-448.04
02/13/2025	Payment	738	CITY-WIDE CLEANING LLC	Check for Vendor V00065		-835.00
02/13/2025	Payment	743	RYAN MOTKO	Check for Vendor V00024		-200.00
02/20/2025	Payment	747	CITY-WIDE CLEANING LLC	Check for Vendor V00065		-315.00
12/19/2024	Payment	DD274	TECO ACH	Payment of Invoice 001456		-10,867.53
02/07/2025	Payment	DD284	BOCC ACH	Payment of Invoice 001540		-213.19
12/27/2024	Payment	DD285	TRUIST - CC	Payment of Invoice 001528		-867.83
02/26/2025	Payment	750	SUNRISE LANDSCAPE	Check for Vendor V00044		-1,118.42
Total Outstanding Checks						-31,973.65

Outstanding Deposits

01/01/2025	JE000673	ReversalUtility Water_Adj JE	448.04
01/01/2025	JE000674	Reversal Truist CC	867.83
12/01/2024	JE000680	Reversal Truist CC Adj JE	314.17
02/01/2025	JE000710	Teco Adj JE	3,147.67

Bank Account Statement

Berry Bay CDD

Bank Account No.	6498		
Statement No.	25_02	Statement Date	02/28/2025
<hr/>			
02/01/2025	JE000713	Truist CC ADJ JE	599.83
Total Outstanding Deposits			5,377.54

BERRY BAY COMMUNITY DEVELOPMENT DISTRICT

Payment Register by Fund

For the Period from 02/01/2025 to 02/28/2025

(Sorted by Check / ACH No.)

Fund No.	Check / ACH No.	Date	Payee	Invoice No.	Payment Description	Invoice / GL Description	G/L Account #	Amount Paid
GENERAL FUND - 001								
001	737	02/13/25	CARLOS DE LA OSSA	CO-020625	BOS MEETING 02/06/25	SUPERVISOR FEES	511100-51101	\$200.00
001	738	02/13/25	CITY-WIDE CLEANING LLC	19149	monthly cleaning	cleaning	534349-53908	\$835.00
001	739	02/13/25	FIRST CHOICE AQUATIC WEED MANAGMENT LLC	106105	trash removal in pond	initial trash removal in pond	531085-53908	\$1,025.00
001	739	02/13/25	FIRST CHOICE AQUATIC WEED MANAGMENT LLC	106104	midge flies	midge fly treatment 1/25/2025	531085-53908	\$2,871.57
001	739	02/13/25	FIRST CHOICE AQUATIC WEED MANAGMENT LLC	106176	Pond Maint	ponds	531085-53908	\$2,139.00
001	740	02/13/25	INFRAMARK LLC	142067	postage	DISTRICT INVOICE	532001-51301	\$9.66
001	740	02/13/25	INFRAMARK LLC	142778	MANAGEMENT SERVICES FEB 2025	Accounting Services	532001-51301	\$1,000.00
001	740	02/13/25	INFRAMARK LLC	142778	MANAGEMENT SERVICES FEB 2025	field services	531016-53908	\$1,000.00
001	740	02/13/25	INFRAMARK LLC	142778	MANAGEMENT SERVICES FEB 2025	onsite staff	534215-53908	\$5,833.33
001	740	02/13/25	INFRAMARK LLC	142778	MANAGEMENT SERVICES FEB 2025	dissemination services	531142-51301	\$700.00
001	740	02/13/25	INFRAMARK LLC	142778	MANAGEMENT SERVICES FEB 2025	DISTRICT INVOICE	531150-51301	\$3,000.00
001	740	02/13/25	INFRAMARK LLC	142778	MANAGEMENT SERVICES FEB 2025	website maintenance	549936-51301	\$125.00
001	741	02/13/25	KELLY ANN EVANS	KE-020625	supervisor pay	SUPERVISOR FEES	511100-51101	\$200.00
001	742	02/13/25	NICHOLAS J. DISTER	ND 020625	SUPERVISOR FEE	Supervisor Fees	511100-51101	\$200.00
001	743	02/13/25	RYAN MOTKO	RM-020625	supervisor pay	SUPERVISOR FEE	511100-51101	\$200.00
001	744	02/13/25	STRALEY ROBIN VERICKER	25945	DISTRICT COUNSEL THROUGH 1/31/25	PROFESSIONAL SERVICES	531146-51301	\$2,722.50
001	745	02/13/25	SUNRISE LANDSCAPE	14 26301	October Landscape Maintenance	LANDSCAPE MAINT OCT 2024	534171-53908	\$28,545.08
001	745	02/13/25	SUNRISE LANDSCAPE	14 28827	Ditch grading & Turf install 10.28.2024	Landscape Maintenance	546300-53908	\$4,884.09
001	745	02/13/25	SUNRISE LANDSCAPE	14 28828	Irrigation Repairs	Mainline Break Irrigation Repair	546930-53908	\$239.78
001	745	02/13/25	SUNRISE LANDSCAPE	14 31411	Landscape Contract February 2025	LANDSCAPE MAINT	534171-53908	\$28,545.08
001	745	02/13/25	SUNRISE LANDSCAPE	14 31392	irrigation repairs	R&M-Irrigation	546041-53908	\$405.88
001	745	02/13/25	SUNRISE LANDSCAPE	14 31068	valve repairs	irrigation repairs	546041-53908	\$1,366.84
001	747	02/20/25	CITY-WIDE CLEANING LLC	19196	cleaning	Feb cleaning	534349-53908	\$315.00
001	748	02/20/25	STANTEC CONSULTING SERV INC	2354007	GENERAL CONSULTING	district engineer	531147-51301	\$1,535.50
001	749	02/21/25	FIRST CHOICE AQUATIC WEED MANAGMENT LLC	106325	dye treatment 2/18/2025	blue dye treatment #19 2/18/2025	531085-53908	\$170.00
001	750	02/26/25	SUNRISE LANDSCAPE	14 32098	gutter tie at amenity center rock and dirt	amenity center gutter tie in, rock and dirt	546300-53908	\$1,118.42
001	DD276	02/04/25	TECO ACH	011425 3334 ACH	ELECTRIC 12/07/24-01/08/25	Utility - Electric	543041-53100	\$509.39
001	DD277	02/04/25	TECO ACH	011425 2960 ACH	ELECTRIC 10/07/24-01/08/25	SVC PRD 12/07/24-01/08/25	543041-53100	\$1,018.79
001	DD278	02/04/25	TECO ACH	011425 0294 ACH	ELECTRIC 12/07/24-01/08/25	SVC PRD 12/07/24-01/08/25	543041-53100	\$138.91
001	DD279	02/04/25	TECO ACH	011425 2187 ACH	ELECTRIC 12/07/24-01/08/25	SVC PRD 12/07/24-01/08/25	543041-53100	\$36.45
001	DD280	02/04/25	TECO ACH	011425 3802 ACH	ELECTRIC 12/07/24-01/08/25	SVC PRD 12/07/24-01/08/25	543041-53100	\$1,435.56
001	DD281	02/04/25	TECO ACH	011425 3916 ACH	ELECTRIC 12/07/24-01/08/25	SVC PRD 12/07/24-01/08/25	543041-53100	\$19.06
001	DD282	02/19/25	TECO ACH	020525-6104	electric	Utility - StreetLights	543062-53100	\$10,565.12
001	DD283	02/18/25	CHARTER COMMUNICATIONS ACH	2748863013125	internet	INTERNET- 05/31/24-06/30/24	546516-53908	\$99.99
001	DD284	02/07/25	BOCC ACH	011725-7985	water	Waterway Management	531085-53908	\$213.19
Fund Total								\$103,223.19

SERIES 2021 DEBT SERVICE FUND - 202

202	746	02/18/25	BERRY BAY CDD	02072025 - 713	Series 2021 & 2023 FY25 Tax Dist ID 713	Series 2021 FY25 Tax Dist ID 713	103200	\$12,639.76
Fund Total								\$12,639.76

SERIES 2022 DEBT SERVICE FUND - 203

203	746	02/18/25	BERRY BAY CDD	02072025 - 713	Series 2021 & 2023 FY25 Tax Dist ID 713	SERIES 2023 FY25 TAX DIST ID 713	103200	\$5,664.47
-----	-----	----------	---------------	----------------	---	----------------------------------	--------	------------

BERRY BAY COMMUNITY DEVELOPMENT DISTRICT

Payment Register by Fund

For the Period from 02/01/2025 to 02/28/2025

(Sorted by Check / ACH No.)

Fund No.	Check / ACH No.	Date	Payee	Invoice No.	Payment Description	Invoice / GL Description	G/L Account #	Amount Paid
Fund Total								\$5,664.47
Total Checks Paid								\$121,527.42



Gary Schwartz
Inframark


BERRY BAY MARCH INSPECTION REPORT. 3/17/25, 11:07 AM

Berry Grove CDD. Sunrise.

Monday, March 17, 2025

Prepared For Board Of Supervisors.


84 Photos



BERRY GROVE BOULEVARD.

Assigned To Sunrise.

The community entrance is well maintained.



BERRY GROVE BOULEVARD.

Assigned To Sunrise.

Heading East on the median.



BERRY GROVE BOULEVARD.

Assigned To Sunrise.

The North side entrance façade is well-maintained.



301.

Assigned To Sunrise.

Heading North on the frontage.



BERRY GROVE BOULEVARD.

Assigned To Sunrise.

The pump station replacement project is preparing to commence on the North side of the boulevard.



BERRY GROVE BOULEVARD.

Assigned To Sunrise.

The South side entrance façade is well maintained.



301.

Assigned To Sunrise

Heading South on the frontage.



301.

Assigned To District manager.

Future site preparation.



SAFFOLD.

Assigned To District manager.
Newly built retaining wall.



SAFFOLD.

Assigned To District manager.
Entrance.



BERRY GROVE BOULEVARD.

Assigned To District manager.
Teco was informed to repair the damaged light poles.



BERRY GROVE BOULEVARD.

Assigned To Sunrise.
The Pine trees are healthy and well-maintained.



BERRY GROVE BOULEVARD.

Assigned To Sunrise.


Sunrise is scheduled to remove the RuPaul and replace the dead Sabal palm tree. Sunrise needs to inspect all the Sabal trees for Fusarium wilt disease and report their findings back to Inframark within five days of this notice



BERRY GROVE BOULEVARD.

Assigned To Sunrise.

Heading East on the median.



POND # 1.

Assigned To First Choice Aquatics.


The pond is well maintained.



BERRY GROVE BOULEVARD.

Assigned To Sunrise.

The Sabal palm trees are well maintained.



POND # 19.

Assigned To First Choice Aquatics.
The pond is well maintained.




BERRY GROVE BOULEVARD.

Assigned To Sunrise.
Turf fertility issues heading West on the median.



POND # 2.

Assigned To First Choice Aquatics.
The pond is heavily receded.



POND # 3.

Assigned To First Choice Aquatics.
The pond is well maintained.



BERRY GROVE BOULEVARD.

Assigned To District manager.

The pump station replacement project is preparing to commence on the North side of the boulevard.



EAGLE ROCK.

Assigned To Sunrise.

The turf fertility needs improvement.



BERRY GROVE BOULEVARD.

Assigned To Sunrise.

The turf fertility needs improvement heading West on the boulevard.



BERRY GROVE BOULEVARD.


Assigned To Sunrise.

Trim the hanging palm frond. Evaluate & trim all trees for dead and hanging fronds.



POND # 4.

Assigned To First Choice Aquatics.
The pond is well maintained.




POND # 5.

Assigned To First Choice Aquatics.
The pond is well maintained.



POND # 15.

Assigned To First Choice Aquatics.
The pond is well maintained.



BERRY GROVE BOULEVARD.

Assigned To Sunrise
Evaluate and straighten and tighten all trees and their bands throughout the community. Submit an estimate for any trees that need to be reset.



POND # 12.

Assigned To First Choice Aquatics.
The pond is well-maintained.



BERRY GROVE BOULEVARD.

Assigned To Sunrise.
Turf fertility issues heading West on the median.



BERRY GROVE BOULEVARD.

Assigned To Sunrise.
Trim the Lantana plants to a lower uniform height.
Fertilize if necessary.



BERRY GROVE BOULEVARD.

Assigned To District manager.
The strawberry featured art deco feature is well maintained.



STAR ANISE.

Assigned To Sunrise.


The pocket park is well maintained.



GUMBO LIMBO.

Assigned To Sunrise


The pocket park is well-maintained



POND # 6.

Assigned To First Choice Aquatics.

The pond is well maintained.



BERRY GROVE BOULEVARD.

Assigned To District manager.

Future site preparation.



JUNIPER COVE.

Assigned To Sunrise.

The dead Sabal palm tree is scheduled to be removed.



KING FERN.

Assigned To Sunrise.

The turf fertility on the roundabout needs improvement.



KING FERN.

Assigned To Sunrise.

The turf fertility on the roundabout needs improvement.



JUNIPER COVE.

Assigned To Sunrise.

The missing tree is scheduled to be replaced.




POND # 11.

Assigned To First Choice Aquatics.
The pond is well maintained.



POND # 10.

Assigned To First Choice Aquatics.
The pond is heavily receded.



POND # 9.

Assigned To First Choice Aquatics.
The pond is well maintained.



BERRY BAY AVENUE.

Assigned To Sunrise.
Pocket park.



POND # 21.

Assigned To First Choice Aquatics.
The pond is well maintained.



POND # 21.

Assigned To Sunrise.
If you are unable to mow this area, you need to string trim the overgrowth.




POND # 21.

Assigned To Sunrise.
If you are unable to mow this area, you need to string trim the overgrowth.



BERRY BAY AVENUE.

Assigned To District manager.
Hillsborough County is aware of the fallen street sign. I was told it would be repaired in the order of which it was received.



SAFFOLD.

Assigned To Sunrise
Heading East on the frontage.



BERRY BAY AVENUE.

Assigned To Sunrise.
Community entrance.



POND # 8.

Assigned To First Choice Aquatics.
The pond is well maintained.



BLUE AZZURE.

Assigned To Sunrise.
The turf fertility in the pocket park needs improvement.




POND # 7.

Assigned To First Choice Aquatics.
The pond is well maintained.



NIGHT TIDE.

Assigned To Sunrise.
The East Side amenity center parking lot entrance is well-maintained.



NIGHT TIDE.

Assigned To Sunrise.
The playground is well-maintained.



NIGHT TIDE.

Assigned To Sunrise.
The parking lot is well-maintained.



NIGHT TIDE.

Assigned To Clubhouse manager.


The picnic pavilion is well maintained.



NIGHT TIDE.

Assigned To Club manager / Sunrise.

The amenity center is well maintained. All bathrooms are functional. The plants and trees are healthy and well maintained.



NIGHT TIDE.

Assigned To Sunrise.

Sunrise needs to inform Inframark on scheduling of the plant cutbacks within five days of this notice.



NIGHT TIDE.

Assigned To Clubhouse manager.

The mailboxes are well-maintained.



NIGHT TIDE.

Assigned To Sunrise.

The dog park is well-maintained.



NIGHT TIDE.

Assigned To Clubhouse manager.

The basketball court is well maintained.



NIGHT TIDE.

Assigned To Sunrise.

The South Side amenity center parking lot entrance is well-maintained.



NIGHT TIDE.

Assigned To Clubhouse manager.

The pickleball court is well-maintained.



NIGHT TIDE.

Assigned To Sunrise.

Evaluate and trim all palm trees for any dead or hanging fronds.



NIGHT TIDE.

Assigned To Sunrise.

The turf fertility needs improvement.



NIGHT TIDE.

Assigned To Blue Life.

The pool is clear, blue, and well maintained.



NIGHT TIDE.

Assigned To Clubhouse manager.

The table and chairs are well maintained



NIGHT TIDE.

Assigned To Clubhouse manager.


The pool furniture is well maintained.



NIGHT TIDE.

Assigned To Sunrise.


Evaluate and trim all dead and hanging palm fronds.



NIGHT TIDE.

Assigned To Clubhouse manager.

The amenity center clubhouse is well maintained.



NIGHT TIDE.

Assigned To Sunrise.

Removed and replace the dead Sabal palm tree.



BERRY GROVE BOULEVARD.

Assigned To Sunrise.

Knock down and cut back the plant overgrowth. Treat with herbicide.



PLUMERIA.

Assigned To Sunrise.

The pocket park is well maintained.



POND # 13.

Assigned To First Choice Aquatics.

The pond is well maintained.



POND # 14.

Assigned To First Choice Aquatics.

The pond is well maintained.



MARINE GRASS.

Assigned To Sunrise.


The turf fertility in the pocket park needs improvement.



POND # 16.

Assigned To First Choice Aquatics.

The pond is well maintained.



POND # 20.

Assigned To First Choice Aquatics.

The pond is heavily receded.



POND # 20.

Assigned To Sunrise.

String trim closer to the ponds edge.



POND # 20.

Assigned To District manager.
Hog root.




POND # 22.

Assigned To First Choice Aquatics.
The pond is well maintained.



POND # 17.

Assigned To First Choice Aquatics.
The pond is well maintained.



POND # 18.

Assigned To First Choice Aquatics.
The pond is well maintained.