

Berry Bay Community Development District

April 02, 2026

Agenda Package

TEAMS MEETING INFORMATION

[Join the meeting now](#)

Meeting ID: 240 062 334 037 6 **Passcode:** wU2Sy36X

Dial-in by phone +1 646-838-1601 **Pin:** 311 963 193#

2005 PAN AM CIRCLE SUITE 300
TAMPA, FLORIDA 33607

CLEAR PARTNERSHIPS



COLLABORATION



LEADERSHIP



EXCELLENCE



ACCOUNTABILITY



RESPECT

Berry Bay Community Development District

Board of Supervisors

Carlos de la Ossa, Chair
Nicholas Dister, Vice-Chairman
Ryan Motko, Assistant Secretary
Kelly Evans, Assistant Secretary
Chloe Firebaugh, Assistant Secretary

District Staff

Jayna Cooper, District Manager
John Vericker, District Counsel
Tonja Stewart, District Engineer
Arturo Gandarilla, Field Manager
Brooke Chapman, District Manager
Rollamay Turkoane, District Manager
Sade Smith; Clubhouse Manager

Regular Meeting Agenda

Thursday, April 02, 2026, at 2:00 p.m.

The Regular Meeting of the **Berry Bay Community Development District** will be held **April 02, 2026 at 2:00 p.m. at the Offices of Inframark located at 2005 Pan Am Circle, Suite 300, Tampa, FL 33607.** Please let us know at least 24 hours in advance if you are planning to call into the meeting. Following is the Agenda for the Meeting:

[Join the meeting now](#)

Meeting ID: 240 062 334 037 6 **Passcode:** wU2Sy36X

Dial-in by phone +1 646-838-1601 **Pin:** 311 963 193#

THE REGULAR MEETING OF BOARD OF SUPERVISORS

1. CALL TO ORDER/ROLL CALL

2. PUBLIC COMMENTS

(Each individual has the opportunity to comment and is limited to three (3) minutes for such comment)

3. BUSINESS ITEMS

- A. Consideration of Transferring Bank to Valley
- B. Acceptance of Arbitrage Report for Bond Series 2021 & 2023

4. CONSENT AGENDA

- A. Approval of Minutes of the March 05, 2025, Regular Meeting
- B. Consideration of Operation and Maintenance February 2026
- C. Acceptance of the Financials and Approval of the Check Register for February 2026
- D. Ratification of Website Creation and Management Agreement
- E. Ratification of Down to Earth Proposal #142730 (\$500.00)
- F. Ratification of Down to Earth Proposal #140847 (\$1,269.49)
- G. Ratification of Down to Earth Proposal #141865 (\$510.00)
- H. Ratification of Down to Earth Proposal #137520 (\$510.00)
- I. Ratification of Down to Earth Proposal #142629 (\$3,383.26)
- J. Ratification of Down to Earth Proposal #142718 (\$918.11)
- K. Ratification of Coastal Outdoor Proposal #1259 (\$5,050.00)
- L. Ratification of Blue Life Pool Service Proposal #5746 (\$619.00)
- M. Ratification of Down to Earth Proposal Proposal #142715 (\$988.51)

5. STAFF REPORTS

- A. District Counsel
- B. District Engineer
- C. District Manager
 - i. Field Inspections Report
 - ii. Lake Maintenance Service Report

6. BOARD OF SUPERVISORS REQUESTS AND COMMENTS

7. ADJOURNMENT

**BERRY BAY
COMMUNITY DEVELOPMENT DISTRICT
\$17,760,000
SPECIAL ASSESSMENT REVENUE BONDS
SERIES 2021
ARBITRAGE REBATE REQUIREMENT
DECEMBER 31, 2025**



Grau & Associates
CERTIFIED PUBLIC ACCOUNTANTS

1001 Yamato Road • Suite 301
Boca Raton, Florida 33431
(561) 994-9299 • (800) 299-4728
Fax (561) 994-5823
www.graucpa.com

January 28, 2026

Berry Bay Community Development District
Hillsborough County, Florida

Re: \$17,760,000 Berry Bay Community Development District (Pasco County, Florida),
Special Assessment Revenue Bonds, Series 2021 (the "Bonds")

Berry Bay Community Development District has requested that we prepare certain computations related to the above-described Bonds for the year ended December 31, 2025 ("Computation Period"). The engagement consisted of the preparation of computations to be used to assist in the determination of the amount, if any, of the Rebate Requirement for the Bonds for the Computation Period as described in Section 148(f) of the Internal Revenue Code of 1986, as amended ("Code"). You have the ultimate responsibility for your compliance with arbitrage rebate laws; therefore, you should review the calculations carefully.

In order to prepare these computations, we were provided with the following information: various trust statements and the Official Statement for the Bonds. We did not verify or otherwise audit the accuracy of information provided to us by you or the Trustee, and accordingly, we express no opinion on such information. The attached schedules are based upon the aforementioned information provided to us. A brief description of the attached schedules is attached.

The results of our computations based on the information provided to us indicate a negative Rebate Requirement of (\$320,016) for December 31, 2025. Consequently, our results indicate no amount must be on deposit in the Rebate Fund.

The Rebate Requirement has been determined as described in the Code and the Arbitrage Rebate Regulations. We have no obligation to update this report because of events occurring, or information coming to our attention, subsequent to the date of this report. It is understood that these calculations are solely for the information of, and assistance to, the addressee for the purpose of complying with the Code and the Arbitrage Rebate Regulations. Our report is not to be used for any other purpose.

Grau & Associates

DESCRIPTION OF ATTACHED SCHEDULES

Summary of Rebate Calculations - Provides a summary of the rebate calculations.

Purpose Expenditures Future Value Report - Verifies the rebate calculation. The report future values the purpose expenditures by the arbitrage yield limit to the computation date (December 31, 2025).

Berry Bay Community Development District

Special Assessment Revenue Bonds, Series 2021 (Assessment Area One)

Dated: 1/28/2021*Delivered:* 1/28/2021

Summary of Rebate Calculations

\$ 17,760,000

<i>Anniversary Date</i>	5/1/2022
<i>Future-Value Date</i>	12/31/2025
<i>Arbitrage Yield Limit *</i>	3.7320%
<i>Internal Rate of Return</i>	1.0849%
<i>90% of rebate liability</i>	(288,014.57)
<i>Full rebate liability</i>	(320,016.19)

* Source Form 8038-G

Berry Bay Community Development District

Special Assessment Revenue Bonds, Series 2021 (Assessment Area One)

Purpose Expenditures Future Value Report

\$ 17,760,000

Dated: 1/28/2021

Delivered: 1/28/2021

Future Valued To: 12/31/2025

Arbitrage Yield Limit (AYL): 3.7320000%

Internal Rate of Return (IRR): 1.0849062%

Full Rebate Liability: (320,016.19)

Transaction Date	Description	Future Value Periods	Calculation Amt (Int. Earnings)	Pool %	FV Factor	FV Amount
1/28/2021	Beg. Arbitrage Gross Proceeds A&Q	9.8500000	(16,186,342.29)	100.00	1.1997428	(19,419,447.13)
1/28/2021	Beg. Arbitrage Gross Proceeds Interest	9.8500000	(166,694.43)	100.00	1.1997428	(199,990.44)
1/28/2021	Beg. Arbitrage Gross Proceeds Reserve	9.8500000	(995,378.13)	100.00	1.1997428	(1,194,197.71)
1/28/2021	Beg. Arbitrage Gross Proceeds COI	9.8500000	(549,175.00)	100.00	1.1997428	(658,868.74)
1/28/2021	Underwriters discount	9.8500000	355,200.00	100.00	1.1997428	426,148.63
1/30/2021	COI	9.8333333	10,000.00	100.00	1.1993731	11,993.73
1/31/2021	COI	9.8333333	5,725.00	100.00	1.1993731	6,866.41
2/1/2021	COI	9.8333333	6,000.00	100.00	1.1993731	7,196.24
2/2/2021	COI	9.8277778	1,500.00	100.00	1.1992500	1,798.87
2/3/2021	COI	9.8222222	37,500.00	100.00	1.1991268	44,967.25
2/4/2021	COI	9.8166667	40,500.00	100.00	1.1990036	48,559.65
2/5/2021	COI	9.8111111	45,000.00	100.00	1.1988805	53,949.62
2/6/2021	COI	9.8055556	47,500.00	100.00	1.1987574	56,940.97
6/1/2021	General A&Q	9.1666667	847,309.80	100.00	1.1846812	1,003,791.96
6/1/2021	General A&Q	9.1666667	86,832.84	100.00	1.1846812	102,869.23
6/1/2021	General A&Q	9.1666667	74,964.00	100.00	1.1846812	88,808.44
6/14/2021	General A&Q	9.0944444	855,994.04	100.00	1.1831004	1,012,726.88
6/23/2021	General A&Q	9.0444444	1,975,263.13	100.00	1.1820072	2,334,775.30
7/15/2021	General A&Q	8.9222222	33,769.64	100.00	1.1793393	39,825.86
7/15/2021	General A&Q	8.9222222	1,912,866.48	100.00	1.1793393	2,255,918.66
7/15/2021	General A&Q	8.9222222	97,580.72	100.00	1.1793393	115,080.78
7/15/2021	General A&Q	8.9222222	44,663.00	100.00	1.1793393	52,672.83
8/23/2021	General A&Q	8.7111111	1,457,550.90	100.00	1.1747453	1,712,251.06
8/30/2021	General A&Q	8.6666667	17.07	100.00	1.1737804	20.04
2/1/2021	Amenity A&Q	9.8333333	46,193.50	100.00	1.1993731	55,403.24
5/19/2021	Amenity A&Q	9.2333333	2,909.50	100.00	1.1861422	3,451.08
6/14/2021	Amenity A&Q	9.0944444	9,525.00	100.00	1.1831004	11,269.03
9/27/2021	Amenity A&Q	8.5222222	17,083.49	100.00	1.1706500	19,998.79
12/6/2021	Amenity A&Q	8.1388889	21,273.52	100.00	1.1623829	24,727.98
3/2/2022	Amenity A&Q	7.6611111	12,735.00	100.00	1.1521605	14,672.76
4/4/2022	Amenity A&Q	7.4833333	6,180.00	100.00	1.1483799	7,096.99
4/12/2022	Amenity A&Q	7.4388889	21,944.37	100.00	1.1474367	25,179.77
4/27/2022	Amenity A&Q	7.3555556	53,166.43	100.00	1.1456702	60,911.19
6/14/2022	Amenity A&Q	7.0944444	13,872.32	100.00	1.1401529	15,816.57
6/14/2022	Amenity A&Q	7.0944444	8,154.67	100.00	1.1401529	9,297.57
6/23/2022	Amenity A&Q	7.0444444	10,991.01	100.00	1.1390994	12,519.85
6/24/2022	Amenity A&Q	7.0388889	61,597.22	100.00	1.1389824	70,158.15
7/6/2022	Amenity A&Q	6.9722222	4,275.00	100.00	1.1375794	4,863.15
7/11/2022	Amenity A&Q	6.9444444	2,691.04	100.00	1.1369954	3,059.70
7/20/2022	Amenity A&Q	6.8944444	5,628.92	100.00	1.1359448	6,394.14
9/2/2022	Amenity A&Q	6.6611111	3,817.66	100.00	1.1310551	4,317.98
10/3/2022	Amenity A&Q	6.4888889	29,715.00	100.00	1.1274594	33,502.46
10/5/2022	Amenity A&Q	6.4777778	2,348.75	100.00	1.1272279	2,647.58
10/25/2022	Amenity A&Q	6.3666667	49,267.33	100.00	1.1249147	55,421.54
12/15/2022	Amenity A&Q	6.0888889	25,878.00	100.00	1.1191524	28,961.43
12/15/2022	Amenity A&Q	6.0888889	607.78	100.00	1.1191524	680.20
6/8/2023	Amenity A&Q	5.1277778	244,266.78	100.00	1.0994418	268,557.10
12/30/2021	Amenity A&Q	8.0000000	(0.09)	100.00	1.1594019	(0.10)
12/1/2023	Amenity A&Q	4.1666667	(0.38)	100.00	1.0800782	(0.41)
2/2/2021	Master A&Q	9.8277778	1,790,253.78	100.00	1.1992500	2,146,961.78
2/11/2021	Master A&Q	9.7777778	198,613.83	100.00	1.1981419	237,967.55
3/1/2021	Master A&Q	9.6666667	397,241.39	100.00	1.1956832	474,974.84
4/1/2021	Master A&Q	9.5000000	297,713.35	100.00	1.1920045	354,875.66
4/1/2021	Master A&Q	9.5000000	19,757.00	100.00	1.1920045	23,550.43
4/7/2021	Master A&Q	9.4666667	652,629.40	100.00	1.1912702	777,457.93
4/8/2021	Master A&Q	9.4611111	343,480.38	100.00	1.1911478	409,135.90
4/13/2021	Master A&Q	9.4333333	304,127.30	100.00	1.1905362	362,074.57

Berry Bay Community Development District

Special Assessment Revenue Bonds, Series 2021 (Assessment Area One)

Purpose Expenditures Future Value Report

\$ 17,760,000

Dated: 1/28/2021

Delivered: 1/28/2021

Future Valued To: 12/31/2025

Arbitrage Yield Limit (AYL): 3.7320000%

Internal Rate of Return (IRR): 1.0849062%

Full Rebate Liability: (320,016.19)

Transaction Date	Description	Future Value	Calculation Amt	Pool %	FV	FV
		Periods	(Int. Earnings)		Factor	Amount
4/13/2021	Master A&Q	9.4333333	124,674.00	100.00	1.1905362	148,428.91
4/15/2021	Master A&Q	9.4222222	2,035,145.53	100.00	1.1902917	2,422,416.83
5/5/2021	Master A&Q	9.3111111	635,524.47	100.00	1.1878491	754,907.16
5/19/2021	Master A&Q	9.2333333	431,792.76	100.00	1.1861422	512,167.63
6/1/2021	Master A&Q	9.1666667	122,405.20	100.00	1.1846812	145,011.14
6/1/2021	Master A&Q	9.1666667	36,631.00	100.00	1.1846812	43,396.06
6/14/2021	Master A&Q	9.0944444	23,891.75	100.00	1.1831004	28,266.34
7/15/2021	Master A&Q	8.9222222	61,538.00	100.00	1.1793393	72,574.18
7/15/2021	Master A&Q	8.9222222	378.00	100.00	1.1793393	445.79
7/15/2021	Master A&Q	8.9222222	4,628.00	100.00	1.1793393	5,457.98
8/23/2021	Master A&Q	8.7111111	311,924.86	100.00	1.1747453	366,432.26
8/25/2021	Master A&Q	8.7000000	7,732.99	100.00	1.1745040	9,082.43
2/1/2021	Interest	9.8333333	0.11	100.00	1.1993731	0.13
3/1/2021	Interest	9.6666667	0.77	100.00	1.1956832	0.92
4/1/2021	Interest	9.5000000	0.85	100.00	1.1920045	1.01
5/1/2021	Interest	9.3333333	0.83	100.00	1.1883372	0.99
6/1/2021	Interest	9.1666667	0.05	100.00	1.1846812	0.06
5/3/2021	Interest	9.3222222	166,694.43	100.00	1.1880931	198,048.51
9/1/2021	Reserve	8.6666667	5.09	100.00	1.1737804	5.97
10/1/2021	Reserve	8.5000000	4.90	100.00	1.1701692	5.73
11/1/2021	Reserve	8.3333333	5.06	100.00	1.1665690	5.90
12/1/2021	Reserve	8.1666667	4.92	100.00	1.1629800	5.72
12/29/2021	Reserve	8.0111111	0.10	100.00	1.1596401	0.12
1/1/2022	Reserve	8.0000000	5.06	100.00	1.1594019	5.87
2/1/2022	Reserve	7.8333333	5.06	100.00	1.1558349	5.85
3/1/2022	Reserve	7.6666667	4.57	100.00	1.1522789	5.27
4/1/2022	Reserve	7.5000000	5.11	100.00	1.1487338	5.87
5/1/2022	Reserve	7.3333333	4.90	100.00	1.1451996	5.61
6/1/2022	Reserve	7.1666667	250.90	100.00	1.1416763	286.45
7/1/2022	Reserve	7.0000000	572.98	100.00	1.1381638	652.15
8/1/2022	Reserve	6.8333333	1,000.35	100.00	1.1346621	1,135.06
9/1/2022	Reserve	6.6666667	1,506.90	100.00	1.1311712	1,704.56
10/1/2022	Reserve	6.5000000	1,721.41	100.00	1.1276911	1,941.22
11/1/2022	Reserve	6.3333333	2,254.66	100.00	1.1242216	2,534.74
12/1/2022	Reserve	6.1666667	2,747.69	100.00	1.1207628	3,079.51
12/8/2022	Reserve	6.1277778	497,689.06	100.00	1.1199573	557,390.51
1/1/2023	Reserve	6.0000000	1,880.15	100.00	1.1173147	2,100.72
2/1/2023	Reserve	5.8333333	1,652.65	100.00	1.1138772	1,840.85
3/1/2023	Reserve	5.6666667	1,584.05	100.00	1.1104502	1,759.01
4/1/2023	Reserve	5.5000000	1,790.59	100.00	1.1070338	1,982.24
5/1/2023	Reserve	5.3333333	1,808.18	100.00	1.1036279	1,995.56
6/1/2023	Reserve	5.1666667	1,967.10	100.00	1.1002325	2,164.27
7/1/2023	Reserve	5.0000000	1,925.35	100.00	1.0968475	2,111.82
8/1/2023	Reserve	4.8333333	2,011.63	100.00	1.0934730	2,199.66
9/1/2023	Reserve	4.6666667	2,088.67	100.00	1.0901088	2,276.88
10/1/2023	Reserve	4.5000000	2,022.62	100.00	1.0867550	2,198.09
11/1/2023	Reserve	4.3333333	2,094.15	100.00	1.0834115	2,268.83
12/1/2023	Reserve	4.1666667	2,031.33	100.00	1.0800782	2,194.00
12/21/2023	Reserve	4.0555556	0.49	100.00	1.0778618	0.53
6/1/2024	Amenity Project Subacct A&Q	3.1666667	382,952.02	100.00	1.0602932	406,041.41
1/1/2024	Reserve	4.0000000	2,098.38	100.00	1.0767553	2,259.44
2/1/2024	Reserve	3.8333333	2,088.28	100.00	1.0734425	2,241.65
3/1/2024	Reserve	3.6666667	1,945.41	100.00	1.0701400	2,081.86
4/1/2024	Reserve	3.5000000	2,075.23	100.00	1.0668476	2,213.95
5/1/2024	Reserve	3.3333333	2,003.93	100.00	1.0635653	2,131.31
6/1/2024	Reserve	3.1666667	2,071.73	100.00	1.0602932	2,196.64
7/1/2024	Reserve	3.0000000	2,004.30	100.00	1.0570311	2,118.61

Berry Bay Community Development District

Special Assessment Revenue Bonds, Series 2021 (Assessment Area One)

Purpose Expenditures Future Value Report

\$ 17,760,000

Dated: 1/28/2021

Delivered: 1/28/2021

Future Valued To: 12/31/2025

Arbitrage Yield Limit (AYL): 3.7320000%

Internal Rate of Return (IRR): 1.0849062%

Full Rebate Liability: (320,016.19)

Transaction Date	Description	Future Value Periods	Calculation Amt (Int. Earnings)	Pool %	FV Factor	FV Amount
8/1/2024	Reserve	2.8333333	2,068.22	100.00	1.0537790	2,179.45
9/1/2024	Reserve	2.6666667	2,059.76	100.00	1.0505370	2,163.85
10/1/2024	Reserve	2.5000000	1,925.83	100.00	1.0473049	2,016.93
11/1/2024	Reserve	2.3333333	1,878.70	100.00	1.0440828	1,961.52
12/1/2024	Reserve	2.1666667	1,754.26	100.00	1.0408705	1,825.96
1/1/2025	Reserve	2.0000000	1,756.41	100.00	1.0376682	1,822.57
2/1/2025	Reserve	1.8333333	1,692.16	100.00	1.0344757	1,750.50
3/1/2025	Reserve	1.6666667	1,520.38	100.00	1.0312930	1,567.96
4/1/2025	Reserve	1.5000000	1,668.91	100.00	1.0281202	1,715.84
5/1/2025	Reserve	1.3333333	1,610.87	100.00	1.0249571	1,651.07
6/1/2025	Reserve	1.1666667	1,656.76	100.00	1.0218037	1,692.88
7/1/2025	Reserve	1.0000000	1,598.86	100.00	1.0186600	1,628.69
8/1/2025	Reserve	0.8333333	1,652.30	100.00	1.0155260	1,677.95
9/1/2025	Reserve	0.6666667	1,647.92	100.00	1.0124016	1,668.36
10/1/2025	Reserve	0.5000000	1,556.84	100.00	1.0092869	1,571.30
11/1/2025	Reserve	0.3333333	1,564.62	100.00	1.0061817	1,574.29
12/1/2025	Reserve	0.1666667	1,464.52	100.00	1.0030861	1,469.04
12/31/2025	Unspent Proceeds as of 12/31/2025 Reserve	-	497,689.09	100.00	1.0000000	497,689.09
Total			113,699.99			(320,016.19)

**BERRY BAY
COMMUNITY DEVELOPMENT DISTRICT
\$6,430,000
SPECIAL ASSESSMENT REVENUE BONDS
SERIES 2023
ARBITRAGE REBATE REQUIREMENT
JANUARY 31, 2026**



February 25, 2026

Berry Bay Community Development District
Hillsborough County, Florida

Re: \$6,430,000 Berry Bay Community Development District (Pasco County,
Florida),
Special Assessment Revenue Bonds, Series 2023 (the "Bonds")

Berry Bay Community Development District has requested that we prepare certain computations related to the above-described Bonds for the year ended January 31, 2026 ("Computation Period"). The engagement consisted of the preparation of computations to be used to assist in the determination of the amount, if any, of the Rebate Requirement for the Bonds for the Computation Period as described in Section 148(f) of the Internal Revenue Code of 1986, as amended ("Code"). You have the ultimate responsibility for your compliance with arbitrage rebate laws; therefore, you should review the calculations carefully.

In order to prepare these computations, we were provided with the following information: various trust statements and the Official Statement for the Bonds. We did not verify or otherwise audit the accuracy of information provided to us by you or the Trustee, and accordingly, we express no opinion on such information. The attached schedules are based upon the aforementioned information provided to us. A brief description of the attached schedules is attached.

The results of our computations based on the information provided to us indicate a negative Rebate Requirement of (\$20,795) for January 31, 2026. Consequently, our results indicate no amount must be on deposit in the Rebate Fund.

The Rebate Requirement has been determined as described in the Code and the Arbitrage Rebate Regulations. We have no obligation to update this report because of events occurring, or information coming to our attention, subsequent to the date of this report. It is understood that these calculations are solely for the information of, and assistance to, the addressee for the purpose of complying with the Code and the Arbitrage Rebate Regulations. Our report is not to be used for any other purpose.

Grau & Associates

DESCRIPTION OF ATTACHED SCHEDULES

Summary of Rebate Calculations - Provides a summary of the rebate calculations.

Purpose Expenditures Future Value Report - Verifies the rebate calculation. The report future values the purpose expenditures by the arbitrage yield limit to the computation date (January 31, 2026).

Berry Bay Community Development District*Dated:* 2/23/2023

Special Assessment Revenue Bonds, Series 2023 (Assessment Area Two)

Delivered: 3/9/2023

Summary of Rebate Calculations

\$ 6,430,000

<i>Anniversary Date</i>	5/1/2023
<i>Future-Value Date</i>	1/31/2026
<i>Arbitrage Yield Limit *</i>	5.6474%
<i>Internal Rate of Return</i>	4.4948%
<i>90% of rebate liability</i>	(18,715.12)
<i>Full rebate liability</i>	(20,794.58)

* Source Form 8038-G

Berry Bay Community Development District

Special Assessment Revenue Bonds, Series 2023 (Assessment Area Two)

Purpose Expenditures Future Value Report

\$ 6,430,000

Dated: 2/23/2023

Delivered: 3/9/2023

Future Valued To: 1/31/2026

Arbitrage Yield Limit (AYL): 5.6474000%

Internal Rate of Return (IRR): 4.4947991%

Full Rebate Liability: (20,794.58)

Transaction Date	Description	Future Value Periods	Calculation Amt (Int. Earnings)	Pool %	FV Factor	FV Amount
3/9/2023	Beg. Arbitrage Gross Proceeds A&Q	5.7888889	(5,613,850.43)	100.00	1.1749147	(6,595,795.58)
3/9/2023	Beg. Arbitrage Gross Proceeds Interest	5.7888889	(51,372.57)	100.00	1.1749147	(60,358.39)
3/9/2023	Beg. Arbitrage Gross Proceeds Reserve	5.7888889	(446,075.00)	100.00	1.1749147	(524,100.09)
3/9/2023	Beg. Arbitrage Gross Proceeds COI	5.7888889	(304,550.00)	100.00	1.1749147	(357,820.28)
3/9/2023	COI - Underwriter's Discount	5.7888889	128,600.00	100.00	1.1749147	151,094.03
3/10/2023	A&Q	5.7833333	2,830,079.40	100.00	1.1747330	3,324,587.64
3/24/2023	A&Q	5.7055556	1,067,236.79	100.00	1.1721915	1,251,005.93
3/30/2023	A&Q	5.6666667	49,267.33	100.00	1.1709229	57,688.24
4/19/2023	A&Q	5.5666667	286,307.73	100.00	1.1676669	334,312.06
5/8/2023	A&Q	5.4611111	471,914.76	100.00	1.1642398	549,421.97
5/17/2023	A&Q	5.4111111	339,584.84	100.00	1.1626200	394,808.13
5/30/2023	A&Q	5.3333333	363,212.44	100.00	1.1601048	421,364.48
6/27/2023	A&Q	5.1888889	147,692.36	100.00	1.1554480	170,650.85
12/21/2023	A&Q	4.2222222	165,324.25	100.00	1.1247611	185,950.29
4/5/2023	A&Q	5.6444444	(59.36)	100.00	1.1701985	(69.46)
12/21/2023	A&Q	4.2222222	(88,853.92)	100.00	1.1247611	(99,939.43)
4/1/2023	Reserve	5.6666667	1,176.62	100.00	1.1709229	1,377.73
5/1/2023	Reserve	5.5000000	1,607.59	100.00	1.1655013	1,873.65
6/1/2023	Reserve	5.3333333	1,748.74	100.00	1.1601048	2,028.72
7/1/2023	Reserve	5.1666667	1,715.49	100.00	1.1547333	1,980.93
8/1/2023	Reserve	5.0000000	1,796.59	100.00	1.1493866	2,064.98
9/1/2023	Reserve	4.8333333	1,866.73	100.00	1.1440647	2,135.66
10/1/2023	Reserve	4.6666667	1,810.44	100.00	1.1387675	2,061.67
11/1/2023	Reserve	4.5000000	1,877.38	100.00	1.1334948	2,128.00
12/1/2023	Reserve	4.3333333	1,823.22	100.00	1.1282465	2,057.04
1/1/2024	Reserve	4.1666667	1,883.12	100.00	1.1230225	2,114.79
5/1/2023	Interest	5.5000000	51,372.57	100.00	1.1655013	59,874.80
4/1/2023	Interest	5.6666667	135.51	100.00	1.1709229	158.67
5/1/2023	Interest	5.5000000	185.14	100.00	1.1655013	215.78
3/9/2023	COI	5.7888889	70,000.00	100.00	1.1749147	82,244.03
3/9/2023	COI	5.7888889	6,250.00	100.00	1.1749147	7,343.22
3/9/2023	COI	5.7888889	1,750.00	100.00	1.1749147	2,056.10
3/9/2023	COI	5.7888889	6,000.00	100.00	1.1749147	7,049.49
3/9/2023	COI	5.7888889	42,500.00	100.00	1.1749147	49,933.88
3/10/2023	COI	5.7833333	5,000.00	100.00	1.1747330	5,873.66
3/13/2023	COI	5.7666667	5,950.00	100.00	1.1741879	6,986.42
3/22/2023	COI	5.7166667	38,500.00	100.00	1.1725543	45,143.34
2/1/2024	Reserve	4.0000000	1,875.34	100.00	1.1178227	2,096.30
3/1/2024	Reserve	3.8333333	1,743.08	100.00	1.1126469	1,939.43
4/1/2024	Reserve	3.6666667	1,863.54	100.00	1.1074952	2,063.86
5/1/2024	Reserve	3.5000000	1,801.11	100.00	1.1023672	1,985.48
6/1/2024	Reserve	3.3333333	1,863.19	100.00	1.0972631	2,044.41
7/1/2024	Reserve	3.1666667	1,804.03	100.00	1.0921825	1,970.33
8/1/2024	Reserve	3.0000000	1,862.99	100.00	1.0871255	2,025.30
9/1/2024	Reserve	2.8333333	1,858.74	100.00	1.0820919	2,011.33
10/1/2024	Reserve	2.6666667	1,738.49	100.00	1.0770816	1,872.50
11/1/2024	Reserve	2.5000000	1,697.09	100.00	1.0720945	1,819.44
12/1/2024	Reserve	2.3333333	1,578.76	100.00	1.0671305	1,684.74
1/1/2025	Reserve	2.1666667	1,581.28	100.00	1.0621895	1,679.62
12/19/2024	Reserve	2.2333333	2.01	100.00	1.0641631	2.14
2/1/2025	Reserve	2.0000000	1,519.68	100.00	1.0572713	1,606.71
3/1/2025	Reserve	1.8333333	1,363.98	100.00	1.0523760	1,435.42
4/1/2025	Reserve	1.6666667	1,499.41	100.00	1.0475032	1,570.64
5/1/2025	Reserve	1.5000000	1,448.38	100.00	1.0426531	1,510.16
6/1/2025	Reserve	1.3333333	1,483.96	100.00	1.0378254	1,540.09
7/1/2025	Reserve	1.1666667	1,433.44	100.00	1.0330201	1,480.77
8/1/2025	Reserve	1.0000000	1,482.84	100.00	1.0282370	1,524.71

Berry Bay Community Development District

Special Assessment Revenue Bonds, Series 2023 (Assessment Area Two)

Purpose Expenditures Future Value Report

\$ 6,430,000

Dated: 2/23/2023*Delivered:* 3/9/2023*Future Valued To:* 1/31/2026*Arbitrage Yield Limit (AYL):* 5.6474000%*Internal Rate of Return (IRR):* 4.4947991%*Full Rebate Liability:* (20,794.58)

Transaction Date	Description	Future Value Periods	Calculation Amt (Int. Earnings)	Pool %	FV Factor	FV Amount
9/1/2025	Reserve	0.8333333	837.17	100.00	1.0234761	856.82
10/1/2025	Reserve	0.6666667	705.05	100.00	1.0187372	718.26
11/1/2025	Reserve	0.5000000	709.04	100.00	1.0140202	718.98
12/1/2025	Reserve	0.3333333	657.72	100.00	1.0093251	663.85
1/1/2026	Reserve	0.1666667	646.63	100.00	1.0046517	649.64
8/5/2025	Reserve	0.9777778	223,037.50	100.00	1.0276009	229,193.54
1/31/2026	Unspent Proceeds as of 1/31/2026	-	223,038.00	100.00	1.0000000	223,038.00
Total			70,540.21			(20,794.58)

**MINUTES OF MEETING
BERRY BAY
COMMUNITY DEVELOPMENT DISTRICT**

1 The regular meeting of the Board of Supervisors of Berry Bay Community Development
2 District was held on Thursday, March 5, 2026, and called to order at 2:26 p.m., at the Offices of
3 Inframark located at 2005 Pan Am Circle, Suite 300, Tampa, Florida 33607.

4
5 Present and constituting a quorum were:

6			
7	Carlos de la Ossa	Chairperson	
8	Nicholas Dister	Vice Chairperson	(via phone)
9	Kelly Evans	Assistant Secretary	
10	Ryan Motko	Assistant Secretary	

11
12 Also present were:

13			
14	Jayna Cooper	District Manager	
15	Rollamay Turkoane	District Manager	
16	Brooke Chapman	District Manager	
17	Brian Lamb	VP Developer Services	
18	John Vericker	District Counsel	
19	Tonja Stewart	District Engineer	
20	Arturo Gandarilla	Field Manager	

21
22 *This is not a certified or verbatim transcript but rather represents the context and*
23 *summary of the meeting. The full meeting is available in audio format upon request. Contact*
24 *the District Office for any related costs for an audio copy.*

25
26 **FIRST ORDER OF BUSINESS**

Call to Order/Roll Call

27 Mr. Lamb called the meeting to order, and a quorum was established.

28
29 **SECOND ORDER OF BUSINESS**

Public Comments

30 There being no members of the public present, the next order of business followed.

31
32 **THIRD ORDER OF BUSINESS**

Business Items

33 **A. Fiscal Year 2025 Final Audit**

34
35 On MOTION by Mr. de la Ossa seconded by Ms. Evans, with all in
36 favor, Fiscal Year 2025 Final Audit, was approved. 4-0

37
38 **B. Master Report of the District Engineer – 2026 Expansion Parcel**

39
40 On MOTION by Mr. de la Ossa seconded by Ms. Evans, with all in
41 favor, Master Engineers' Report-2026 Expansion Parcel, in substantial
42 form, was approved. 4-0

44
45
46
47
48
49
50
51
52
53
54
55
56
57
58
59
60
61
62
63
64
65
66
67
68
69
70
71
72
73
74
75
76
77
78
79
80
81
82
83
84
85
86
87

C. Master Assessment Methodology Report – 2026 Expansion Parcel

On MOTION by Mr. de la Ossa seconded by Ms. Evans, with all in favor, Master Assessment Methodology Report-2026 Expansion Parcel, in substantial form, was approved. 4-0

D. Consideration of Resolution 2026-08; Declaring Special Assessments (2026 Expansion Parcel)

On MOTION by Mr. de la Ossa seconded by Ms. Evans, with all in favor, Resolution 2026-08; Declaring Special Assessments, in substantial form, was adopted. 4-0

E. Consideration of Resolution 2026-09; Setting Public Hearing (2026 Expansion Parcel) (April 9th)

On MOTION by Mr. de la Ossa seconded by Ms. Evans, with all in favor, Resolution 2026-09; Setting Public Hearing for April 9, 2026 at 2:00 p.m., at the offices of Inframark, located at 2005 Pan Am Circle, Suite 300, Tampa, Florida 33607, was adopted. 4-0

F. Amended/Restated Supplemental Report of the Engineer – Assessment Area 4

On MOTION by Mr. de la Ossa seconded by Ms. Evans, with all in favor, Amended/Restated Supplemental Report of the Engineer-Assessment Area 4, was approved. 4-0

G. Amended/Restated Supplemental Assessment Methodology Report – Assessment Area 4

On MOTION by Mr. de la Ossa seconded by Ms. Evans, with all in favor, Amended/Restated Supplemental Assessment Methodology Report-Assessment Area 4, was approved. 4-0

H. Acceptance of Quit Claim Bill of Sale – Village C

On MOTION by Mr. de la Ossa seconded by Ms. Evans, with all in favor, Quit Claim Bill of Sale – Village C, was accepted. 4-0

I. Ratification of Special Warranty Deed – Village C

On MOTION by Mr. de la Ossa seconded by Ms. Evans, with all in favor, Special Warranty Deed – Village C, was ratified. 4-0

- 88 **FOURTH ORDER OF BUSINESS** **Consent Agenda**
- 89 **A. Approval of Minutes of the February 08, 2025, Regular Meeting**
- 90 **B. Consideration of Operation and Maintenance January 2026**
- 91 **C. Acceptance of the Financials/Approval of the Check Register for January 2026**
- 92 **D. Ratification of Down to Earth – First Addendum**
- 93 **E. Ratification of Down to Earth Proposal #139680 (\$33,327.50)**
- 94 **F. Ratification of Down to Earth Proposal #137520 (\$510.00)**
- 95 **G. Ratification of City-Wide Cleaning L.L.C. Proposal**
- 96 **H. Ratification of Blue Life Pool Service Proposal (\$619.00)**

97
98 On MOTION by Mr. de la Ossa seconded by Ms. Evans, with all in
99 favor, the Consent Agenda, was approved. 4-0

- 100
- 101 **FIFTH ORDER OF BUSINESS** **Staff Reports**
- 102 **A. District Counsel**
- 103 **B. District Engineer**
- 104 **C. District Manager**

105 There being no reports, the next item followed.

- 106 **i. Field Inspections Report**
- 107 **ii. Lake Maintenance Service Report**

108 The Field Inspections and Lake Maintenance Reports were presented, copies of
109 which were included in the agenda package. Mr. Gandarilla provided details, updates/pending
110 items.

- 111
- 112 **SIXTH ORDER OF BUSINESS** **Board of Supervisors' Requests and**
- 113 **Comments**

114 There being none, the next order of business followed.

- 115
- 116 **SEVENTH ORDER OF BUSINESS** **Adjournment**

117 There being no further business,

118

119 On MOTION by Mr. de la Ossa seconded by Ms. Evans, with all in
120 favor, the meeting was adjourned at 2:42 pm. 4-0

121

122

123

124 _____
Jayna Cooper/Rollamay Turkoane
125 District Manager

124 _____
Carlos de la Ossa
Chairperson

BERRY BAY CDD
Summary of Operations and Maintenance Invoices

Vendor	Invoice Date	Invoice/Account Number	Amount	Invoice Total	Vendor Total	Comments/Description
Monthly Contract						
BLUE LIFE POOL SERVICE LLC	2/1/2026	22175	\$2,000.00			POOL CLEANING
CHARTER COMMUNICATIONS	1/31/2026	2748863013126-ACH	\$110.00			INTERNET
CITY-WIDE CLEANING LLC	2/19/2026	19977	\$330.00			PET STATION
CITY-WIDE CLEANING LLC	2/19/2026	19976	\$835.00		\$1,165.00	CLEANING SERVICES
DOWN TO EARTH	2/1/2026	165879	\$27,976.08			LANDSCAPE MAINTENANCE CONTRACT
DOWN TO EARTH	2/11/2026	16751	\$432.00		\$28,408.08	IRRIGATION REPAIRS
ECO-LOGIC SERVICES LLC	2/2/2026	6199	\$6,885.00			LAKE MAINTENANCE
INFRAMARK LLC	2/17/2026	171425	\$13.32			POSTAGE
JOBE PEST SERVICES	1/31/2026	6214	\$140.00			PEST CONTROL
JOBE PEST SERVICES	2/22/2026	6279	\$140.00		\$280.00	PEST CONTROL
SWINE SOLUTIONS	2/23/2026	701	\$1,550.00			TRAPPING FEE
Monthly Contract Subtotal			\$40,411.40			
Variable Contract						
DOWN TO EARTH	1/30/2026	166420	\$2,351.00			TREE/PLANT INSTALLATION
DOWN TO EARTH	1/30/2026	166420	\$85.00	\$2,436.00	\$2,436.00	IRRIGATION SERVICES
STANTEC CONSULTING SERVICES INC	2/3/2026	2517864	\$632.50			ENGINEERING SERVICES
Variable Contract Subtotal			\$3,068.50			
Utilities						
BOCC	2/17/2026	021726-7985-ACH	\$156.29			WATER
TECO	2/5/2026	020526-26104-ACH	\$10,502.25			STREETLIGHTS
TECO	2/5/2026	020526-26104-ACH	\$636.46	\$11,138.71		ELECTRIC
TECO	2/11/2026	021126-9422-ACH	\$1,492.08			STREETLIGHTS
TECO	12/12/2025	221009493786 DUP	\$284.04			SERVICE
TECO	2/12/2026	021226-93802-ACH	\$1,445.44			STREETLIGHTS

BERRY BAY CDD
Summary of Operations and Maintenance Invoices

Vendor	Invoice Date	Invoice/Account Number	Amount	Invoice Total	Vendor Total	Comments/Description
TECO	2/12/2026	021226-93786-ACH	\$7,056.27			STREETLIGHTS
TECO	2/12/2026	021226-63334-ACH	\$512.90			STREETLIGHTS
TECO	2/12/2026	021226-92960-ACH	\$1,025.80			STREETLIGHTS
TECO	2/12/2026	021226-93150-ACH	\$1,456.74			ELECTRIC
TECO	2/12/2026	021226-82187-ACH	\$27.90			ELECTRIC
TECO	2/12/2026	021226-40294-ACH	\$139.88			STREETLIGHTS
TECO	2/12/2026	021226-23916-ACH	\$13.32		\$24,593.08	ELECTRIC
Utilities Subtotal			\$24,749.37			
Regular Services						
CARLOS DE LA OSSA	2/5/2026	CO-020526	\$200.00			BOARD 02/05/26
COASTAL FENCE SERVICES, LLC	2/4/2026	78	\$385.00			SINKING PAVERS AT THE POOL
DOWN TO EARTH	1/30/2026	166476	\$726.03			IRRIGATION SERVICES
DOWN TO EARTH	2/23/2026	167759	\$510.00		\$1,236.03	REMOVE 3 DEAD SABAL PALMS
GRAU AND ASSOCIATES	2/2/2026	28542	\$6,900.00			AUDIT
GRAU AND ASSOCIATES	2/11/2026	28706	\$600.00		\$7,500.00	AUDIT
KELLY ANN EVANS	2/5/2026	KE-020526	\$200.00			BOARD 02/05/26
NICHOLAS J. DISTER	2/5/2026	ND-020526	\$200.00			BOARD 02/05/26
SALVA TREE CUTTING SERVICE	2/5/2026	1026	\$1,900.00			TREE REMOVAL
SIGNAL 88 FRANCHISE GROUP, INC.	2/1/2026	US_128909	\$1,050.00			SECURITY PATROL
Regular Services Subtotal			\$12,671.03			
Additional Services						
BERRY BAY CDD	2/3/2026	02032026-0203	\$7,740.51			SERIES 2021 FY26 TAX DIST ID 02.03.2026
BERRY BAY CDD	2/3/2026	02032026-0203	\$3,468.88	\$11,209.39	\$11,209.39	SERIES 2023 FY26 FS 02.03.2026
COASTAL FENCE SERVICES, LLC	1/22/2026	66	\$1,300.00			HINGES SELF-CLOSING /GATE
INFRAMARK LLC	1/30/2026	1164981	\$300.00			MAINTENANCE-REPLACED CEILING FAN
SALVA PAVERS SOLUTION	2/2/2026	2026-001	\$2,200.00			RE-INSTALL PAVERS AND RE-APPLY MORTAR TAP

BERRY BAY CDD Summary of Operations and Maintenance Invoices

Vendor	Invoice Date	Invoice/Account Number	Amount	Invoice Total	Vendor Total	Comments/Description
Additional Services Subtotal			\$15,009.39			
TOTAL			\$95,909.69			

BLUE LIFE POOL SERVICE | CPC 1461225
 PO Box 1628
 Land O Lakes, FL 34639-1628
 USA
 +18135975009
 accounts@bluelifepools.com
 www.bluelifepools.com

Invoice



BILL TO
BERRY BAY 5380 NIGHT TIDE LN WIMAUMA, FL 33598

INVOICE #	DATE	TOTAL DUE	DUE DATE	TERMS	ENCLOSED
22175	02/01/2026	\$2,000.00	03/03/2026	Net 30	

ITEM	DESCRIPTION	QTY	RATE	AMOUNT
Manatee - Commercial	Regular pool Service	1	2,000.00	2,000.00

SUBTOTAL	2,000.00
TAX	0.00
TOTAL	2,000.00
BALANCE DUE	\$2,000.00

Pay invoice

January 31, 2026
 Invoice Number: 2748863013126
 Account Number: **8337 12 029 2748863**
 Security Code: **7173**
 Service At: 5380 NIGHT TIDE LN
 WIMAUMA FL 33598

Auto Pay Notice

NEWS AND INFORMATION

Contact Us

Visit us at SpectrumBusiness.net
 Or, call us at **855-252-0675**

Summary

*Service from 01/31/26 through 02/28/26
 details on following pages*

Previous Balance	110.00
Payments Received -Thank You!	-110.00
Remaining Balance	\$0.00
Spectrum Business™ Internet	110.00
Other Charges	0.00
Current Charges	\$110.00
<i>YOUR AUTO PAY WILL BE PROCESSED 02/18/26</i>	
Total Due by Auto Pay	\$110.00

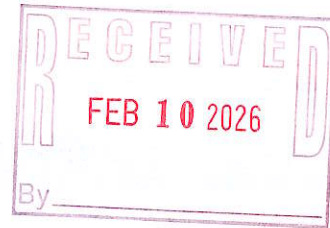
IMPORTANT BILLING UPDATE

At Spectrum Business, we value your experience and are dedicated to constantly enhancing our services to ensure you receive the very best. We understand that rising costs can be frustrating, and we want to be transparent that these increases have affected our prices.

Effective with your next statement, the following pricing will change.

- There will be a \$5 per month charge to receive paper statements. To sign up for paperless billing and avoid this charge visit SpectrumBusiness.net/Paperless today

To learn about how these changes benefit your services now and, in the future, visit Spectrum.net/Enhancements.



Thank you for choosing Spectrum Business.
 We appreciate your prompt payment and value you as a customer.

Auto Pay - Thank you for signing up for Auto Pay. Please note your payment may be drafted and posted to your Spectrum Business account the day after your transaction is scheduled to be processed by your bank.



4145 S. FALKENBURG RD RIVERVIEW FL 33578-8652
 8633 2390 DY RP 31 02012026 NNNNNNNN 01 000267 0002

BERRY BAY CDD
 2005 PAN AM CIR STE 300
 TAMPA FL 33607-6008

January 31, 2026

BERRY BAY CDD

Invoice Number: 2748863013126
 Account Number: 8337 12 029 2748863
 Service At: 5380 NIGHT TIDE LN
 WIMAUMA FL 33598

Total Due by Auto Pay \$110.00



CHARTER COMMUNICATIONS
 PO BOX 7186
 PASADENA CA 91109-7186



833712029274886300110007



Invoice Number: BERRY BAY CDD
2748863013126
Account Number: 8337 12 029 2748863
Security Code: 7173

Contact Us
Visit us at SpectrumBusiness.net
Or, call us at 855-252-0675

8633 2390 DY RP 31 02012026 NNNNNNNN 01 000267 0002

Charge Details

Previous Balance		110.00
EFT Payment	01/18	-110.00
Remaining Balance		\$0.00

Payments received after 01/31/26 will appear on your next bill.

Service from 01/31/26 through 02/28/26

Spectrum Business™ Internet

Security Suite	0.00
Domain Name	0.00
Vanity Email	0.00
Spectrum Business Internet	130.00
Promotional Discount	-30.00
Business WiFi	10.00
	\$110.00

Spectrum Business™ Internet Total \$110.00

Other Charges

Payment Processing	5.00
Auto Pay Discount	-5.00
Other Charges Total	\$0.00

Current Charges \$110.00
Total Due by Auto Pay \$110.00

Billing Information

Tax and Fees - This statement reflects the current taxes and fees for your area (including sales, excise, user taxes, etc.). These taxes and fees may change without notice. Visit spectrum.net/taxesandfees for more information.

Spectrum Terms and Conditions of Service - In accordance with the Spectrum Business Services Agreement, Spectrum services are billed on a monthly basis. Spectrum does not provide credits for monthly subscription services that are cancelled prior to the end of the current billing month.

Terms & Conditions - Spectrum's detailed standard terms and conditions for service are located at spectrum.com/policies.

Notice - Nonpayment of any portion of your cable television, high-speed data, and/or Digital Phone service could result in disconnection of any of your Spectrum provided services.

Insufficient Funds Payment Policy - Charter may charge an insufficient funds processing fee for all returned checks and bankcard charge-backs. If your check, bankcard (debit or credit) charge, or other instrument or electronic transfer transaction used to pay us is dishonored, refused or returned for any reason, we may electronically debit your account for the payment, plus an insufficient funds processing fee as set forth in your terms of service or on your Video Services rate card (up to the amount allowable by law and any applicable sales tax). Your bank account may be debited as early as the same day payment is dishonored, refused or returned. If your bank account is not debited, the returned check amount (plus fee) must be replaced by cash, cashier's check or money order.

Billing Practices - Spectrum Business mails monthly, itemized invoices for all monthly services in advance. A full payment is required on or before the due date indicated on this invoice. Payments made after the indicated due date may result in a late payment processing charge. Failure to pay could result in the disconnection of all your Spectrum Business service(s). Disconnection of Business Voice service may also result in the loss of your phone number.

Changing Business Locations - Please contact Spectrum Business before moving your Business Voice modem to a new address. To establish service at your new location or return equipment, please contact Spectrum Business at least twenty-one (21) business days prior to your move.

Past Due Fee / Late Fee Reminder - A late fee will be assessed for past due charges for service.



Continued on the next page...

Local Spectrum Store: 12970 S US Hwy 301, Suite 105, Riverview FL 33579 Store Hours: Mon thru Sat - 10:00am to 8:00pm; Sun - 12:00pm to 7:00pm

Local Spectrum Store: 872 Brandon Town Center Mall, Brandon FL 33511 Store Hours: Mon thru Sat - 10:00am to 8:00pm and Sun - 12:00pm to 5:00pm



For questions or concerns, please call 1-866-519-1263.



Down to Earth Landscape & Irrigation

PO Box 72701
Cleveland, Ohio 44192-0002
(321) 263-2700



Invoice: #165879

February 2026

Customer

Berry Bay CDD
Inframark
2005 Pan Am Circle Suite 300

Tampa, FL 33604

Property / Project Address

Berry Bay CDD
4969 Eagle Rock Dr
Wimauma, FL 33589

Project/Job

Berry Bay CDD Contract (2026)
Estimate # 135074

Invoice Date

2/1/2026

Date Due

3/18/2026

Terms

Net 45

Customer PO #

<u>Invoice Details</u>				
Description of Services & Items	Unit	Quantity	Rate	Amount
#135074 - Berry Bay CDD Contract (2026) February 2026				\$27,976.08

Billing Questions
rhonda.culotta@down2earthinc.com
 (904) 780-2257

Visit us at <https://dtelandscape.com> for all other questions or concerns.

To make payment by **ACH (electronic check)** or **credit card**, please click the link below. There is **no fee** for ACH payments, and a **3% processing fee** for credit card payments.
<https://huntington.billeriq.com/ebpp/DownToEarth/>

Subtotal	\$27,976.08
Sales Tax	\$0.00
Total	\$27,976.08
Credits/Payments	(\$0.00)
Balance Due	\$27,976.08

Late Payments are subject to an 18% per annum interest rate, applied daily, on the overdue balance. A processing fee of 2.75% will be added to all credit card payments. See Terms & Conditions at <https://dtelandscape.com/terms-and-conditions/>.

Down to Earth Landscape & Irrigation

PO Box 72701
Cleveland, Ohio 44192-0002
(321) 263-2700



Invoice: #167051

February 2026

Customer

Berry Bay CDD
Inframark
2005 Pan Am Circle Suite 300

Tampa, FL 33604

Property / Project Address

Berry Bay CDD
4969 Eagle Rock Dr
Wimauma, FL 33589

Project/Job

Invoice Irrigation Form 01.30.2026
Estimate # 139606

Invoice Date

2/11/2026

Date Due

2/26/2026

Terms

Net 15

Customer PO #

Invoice Details

Description of Services & Items	Unit	Quantity	Rate	Amount
#139606 - Invoice Irrigation Form 01.30.2026				\$432.00
LCE006: Irrigation Repairs				\$432.00
6" Irrigation Spray Head Repaired/Replaced/Relocated (Kit)	Each	7.00	\$40.00	\$280.00
Standard Irrigation Nozzle Replaced (Kit)	Each	19.00	\$8.00	\$152.00

Billing Questions

rhonda.culotta@down2earthinc.com
(904) 780-2257

Visit us at <https://dtelandscape.com> for all other questions or concerns.

To make payment by **ACH (electronic check)** or **credit card**, please click the link below. There is **no fee** for ACH payments, and a **3% processing fee** for credit card payments.

<https://huntington.billeri.com/ebpp/DownToEarth/>

Subtotal	\$432.00
Sales Tax	\$0.00
Total	\$432.00
Credits/Payments	(\$0.00)
Balance Due	\$432.00

Irrigation Service Report

General Information

Technician: Smalo

Customer: Berry Bay CDD

Branch: Sarasota

Report Type: Monthly Wet Check

Controller Name: Timer 1

Date: Jan. 30, 2026

Programs Needed: No

Weather Sensor Checked: Yes

Weather Sensor Working: Yes

Controller Status: Working

Controller Make/Model: Hunter ACC2

POC Info: Well

Pump Status Type: Submersible

Programs

Program Name: Program A

Start Time: 7 p.m.

Seasonal Adjustment:

Run Days: monday,tuesday,wednesday,thursday,friday

Irrigation Zones

Attribute	1	2	3	4	5	6	7
Zone Type	Spray	Spray	Spray	Spray	Spray	Spray	Spray
Program Type	A	A	A	A	A	A	A
Run Time Schedule	None	None	None	None	None	None	None
Run Days	None	None	None	None	None	None	None
Power Type	Hardwire	Hardwire	Hardwire	Hardwire	Hardwire	Hardwire	Hardwire
Zone Faults	No	No	No	No	No	No	No
Zone Runtime	0 hrs 20 mins	0 hrs 20 mins	0 hrs 20 mins	0 hrs 20 mins	0 hrs 20 mins	0 hrs 20 mins	0 hrs 20 mins
Checked Filters	No	No	No	No	No	No	No
Clogged Nozzles	No	No	No	No	No	No	No
Head Adjusted	No	No	No	No	No	No	No
Billable Repairs	No	No	No	No	No	No	No
Proposed Repairs	No	No	No	No	No	No	No
Zone Repair Items	<i>No repair items available</i>	<i>No repair items available</i>	<i>No repair items available</i>	<i>No repair items available</i>	<i>No repair items available</i>	<i>No repair items available</i>	<i>No repair items available</i>

Irrigation Zones

Attribute	8	9	10	11	12	13	14
Zone Type	Spray	Spray	Spray	Spray	Spray	Spray	Spray
Program Type	A	A	A	A	A	A	A
Run Time Schedule	None	None	None	None	None	None	None
Run Days	None	None	None	None	None	None	None
Power Type	Hardwire	Hardwire	Hardwire	Hardwire	Hardwire	Hardwire	Hardwire
Zone Faults	No	No	No	No	No	No	No
Zone Runtime	0 hrs 20 mins	0 hrs 20 mins	0 hrs 20 mins	0 hrs 20 mins	0 hrs 20 mins	0 hrs 20 mins	0 hrs 20 mins
Checked Filters	No	No	No	No	No	No	No
Clogged Nozzles	No	No	No	No	No	No	No
Head Adjusted	No	No	No	No	No	No	No
Billable Repairs	No	No	No	No	No	Yes	No
Proposed Repairs	No	No	No	No	No	No	No
Zone Repair Items	<i>No repair items available</i>	<i>No repair items available</i>	<i>No repair items available</i>	<i>No repair items available</i>	<i>No repair items available</i>	Billable Items: 1. Irrigation Spray Head Repaired/Replaced/Relocated Item Type: 6" Qty: 1 2. Irrigation Nozzle Replaced Item Type: Standard Qty: 1	<i>No repair items available</i>

Irrigation Zones

Attribute	15	16	17	18	19	20	21
Zone Type	Bubbler	Spray	Spray	Spray	Spray	Spray	Bubbler
Program Type	A	A	A	A	A	A	A
Run Time Schedule	None	None	None	None	None	None	None
Run Days	None	None	None	None	None	None	None
Power Type	Hardwire	Hardwire	Hardwire	Hardwire	Hardwire	Hardwire	Hardwire
Zone Faults	No	No	No	No	No	No	No
Zone Runtime	0 hrs 20 mins	0 hrs 20 mins	0 hrs 20 mins	0 hrs 20 mins	0 hrs 20 mins	0 hrs 20 mins	0 hrs 20 mins
Checked Filters	No	No	No	No	No	No	No
Clogged Nozzles	No	No	No	No	No	No	No
Head Adjusted	No	No	No	No	No	No	No
Billable Repairs	No	No	No	Yes	Yes	Yes	No
Proposed Repairs	No	No	No	No	No	No	No
Zone Repair Items	<i>No repair items available</i>	<i>No repair items available</i>	<i>No repair items available</i>	Billable Items: 1. Irrigation Nozzle Replaced Item Type: Standard Qty: 2	Billable Items: 1. Irrigation Nozzle Replaced Item Type: Standard Qty: 2	Billable Items: 1. Irrigation Nozzle Replaced Item Type: Standard Qty: 1	<i>No repair items available</i>

Irrigation Zones

Attribute	22	23	24	25	26	27	28
Zone Type	Spray	Spray	Spray	Rotor	Spray	Rotor	Drip
Program Type	A	A	A	A	A	A	A
Run Time Schedule	None	None	None	None	None	None	None
Run Days	None	None	None	None	None	None	None
Power Type	Hardwire	Hardwire	Hardwire	Hardwire	Hardwire	Hardwire	Hardwire
Zone Faults	No	No	No	No	No	No	No
Zone Runtime	0 hrs 20 mins	0 hrs 20 mins	0 hrs 20 mins	0 hrs 40 mins	0 hrs 20 mins	0 hrs 40 mins	0 hrs 20 mins
Checked Filters	No	No	No	No	No	No	No
Clogged Nozzles	No	No	No	No	No	No	No
Head Adjusted	No	No	No	No	No	No	No
Billable Repairs	Yes	No	No	No	No	No	No
Proposed Repairs	No	No	No	No	No	No	No
Zone Repair Items	Billable Items: 1. Irrigation Nozzle Replaced Item Type: Standard Qty: 1	<i>No repair items available</i>	<i>No repair items available</i>	<i>No repair items available</i>	<i>No repair items available</i>	<i>No repair items available</i>	<i>No repair items available</i>

Irrigation Zones

Attribute	29	30	31	32	33	34	35
Zone Type	Bubbler	Rotor	Spray	Rotor	Spray	Spray	Spray
Program Type	A	A	A	A	A	A	A
Run Time Schedule	None	None	None	None	None	None	None
Run Days	None	None	None	None	None	None	None
Power Type	Hardwire	Hardwire	Hardwire	Hardwire	Hardwire	Hardwire	Hardwire
Zone Faults	No	No	No	No	No	No	No
Zone Runtime	0 hrs 20 mins	0 hrs 40 mins	0 hrs 20 mins	0 hrs 40 mins	0 hrs 20 mins	0 hrs 20 mins	0 hrs 20 mins
Checked Filters	No	No	No	No	No	No	No
Clogged Nozzles	No	No	No	No	No	No	No
Head Adjusted	No	No	No	No	No	No	No
Billable Repairs	No	No	No	No	No	No	No
Proposed Repairs	No	No	No	No	No	No	No
Zone Repair Items	<i>No repair items available</i>	<i>No repair items available</i>	<i>No repair items available</i>	<i>No repair items available</i>	<i>No repair items available</i>	<i>No repair items available</i>	<i>No repair items available</i>

Irrigation Zones

Attribute	36	37	38	39	40	41	42
Zone Type	Bubbler	Spray	Spray	Spray	Spray	Spray	Spray
Program Type	A	A	A	A	A	A	A
Run Time Schedule	None	None	None	None	None	None	None
Run Days	None	None	None	None	None	None	None
Power Type	Hardwire	Hardwire	Hardwire	Hardwire	Hardwire	Hardwire	Hardwire
Zone Faults	No	No	No	No	No	No	No
Zone Runtime	0 hrs 20 mins	0 hrs 20 mins	0 hrs 20 mins	0 hrs 20 mins	0 hrs 20 mins	0 hrs 20 mins	0 hrs 20 mins
Checked Filters	No	No	No	No	No	No	No
Clogged Nozzles	No	No	No	No	No	No	No
Head Adjusted	No	No	No	No	No	No	No
Billable Repairs	No	No	No	No	No	No	Yes
Proposed Repairs	No	No	No	No	No	No	No
Zone Repair Items	<i>No repair items available</i>	<i>No repair items available</i>	<i>No repair items available</i>	<i>No repair items available</i>	<i>No repair items available</i>	<i>No repair items available</i>	Billable Items: 1. Irrigation Spray Head Repaired/Replaced/Relocated Item Type: 6" Qty: 1 2. Irrigation Nozzle Replaced Item Type: Standard Qty: 1

Irrigation Zones

Attribute	43	44	45	46	47	48	49
Zone Type	Spray	Spray	Rotor	Spray	Spray	None	Spray
Program Type	A	A	A	A	A	A	A
Run Time Schedule	None	None	None	None	None	None	None
Run Days	None	None	None	None	None	None	None
Power Type	Hardwire	Hardwire	Hardwire	Hardwire	Hardwire	Hardwire	Hardwire
Zone Faults	No	No	No	No	No	No	No
Zone Runtime	0 hrs 20 mins	0 hrs 20 mins	0 hrs 40 mins	0 hrs 20 mins	0 hrs 20 mins	0 hrs 0 mins	0 hrs 20 mins
Checked Filters	No	No	No	No	No	No	No
Clogged Nozzles	No	No	No	No	No	No	No
Head Adjusted	No	No	No	No	No	No	No
Billable Repairs	No	No	No	No	No	No	No
Proposed Repairs	No	No	No	No	No	No	No
Zone Repair Items	<i>No repair items available</i>	<i>No repair items available</i>	<i>No repair items available</i>	<i>No repair items available</i>	<i>No repair items available</i>	<i>No repair items available</i>	<i>No repair items available</i>

Irrigation Zones

Attribute	50	51	52	53	54	55	56
Zone Type	Spray	None	Spray	Spray	Spray	Spray	Spray
Program Type	A	A	A	A	A	A	A
Run Time Schedule	None	None	None	None	None	None	None
Run Days	None	None	None	None	None	None	None
Power Type	Hardwire	Hardwire	Hardwire	Hardwire	Hardwire	Hardwire	Hardwire
Zone Faults	No	No	No	No	No	No	No
Zone Runtime	0 hrs 20 mins	0 hrs 0 mins	0 hrs 20 mins	0 hrs 20 mins	0 hrs 20 mins	0 hrs 20 mins	0 hrs 20 mins
Checked Filters	No	No	No	No	No	No	No
Clogged Nozzles	No	No	No	No	No	No	No
Head Adjusted	No	No	No	No	No	No	No
Billable Repairs	No	No	No	No	No	Yes	No
Proposed Repairs	No	No	No	No	No	No	No
Zone Repair Items	<i>No repair items available</i>	<i>No repair items available</i>	<i>No repair items available</i>	<i>No repair items available</i>	<i>No repair items available</i>	Billable Items: 1. Irrigation Spray Head Repaired/Replaced/Relocated Item Type: 6" Qty: 1 2. Irrigation Nozzle Replaced Item Type: Standard Qty: 1	<i>No repair items available</i>

Irrigation Zones

Attribute	57	58	59	60	61	62	63
Zone Type	Bubbler	Spray	Rotor	Bubbler	Spray	Rotor	Spray
Program Type	A	A	A	A	A	A	A
Run Time Schedule	None	None	None	None	None	None	None
Run Days	None	None	None	None	None	None	None
Power Type	Hardwire	Hardwire	Hardwire	Hardwire	Hardwire	Hardwire	Hardwire
Zone Faults	No	No	No	No	No	No	No
Zone Runtime	0 hrs 20 mins	0 hrs 20 mins	0 hrs 40 mins	0 hrs 20 mins	0 hrs 20 mins	0 hrs 40 mins	0 hrs 20 mins
Checked Filters	No	No	No	No	No	No	No
Clogged Nozzles	No	No	No	No	No	No	No
Head Adjusted	No	No	No	No	No	No	No
Billable Repairs	No	Yes	No	No	No	No	No
Proposed Repairs	No	No	No	No	No	No	No
Zone Repair Items	<i>No repair items available</i>	Billable Items: 1. Irrigation Spray Head Repaired/Replaced/Relocated Item Type: 6" Qty: 1 2. Irrigation Nozzle Replaced Item Type: Standard Qty: 1	<i>No repair items available</i>	<i>No repair items available</i>	<i>No repair items available</i>	<i>No repair items available</i>	<i>No repair items available</i>

Irrigation Zones

Attribute	64	65	66	67	68	69	70
Zone Type	Spray	Spray	Spray	Spray	Spray	Spray	Spray
Program Type	A	A	A	A	A	A	A
Run Time Schedule	None	None	None	None	None	None	None
Run Days	None	None	None	None	None	None	None
Power Type	Hardwire	Hardwire	Hardwire	Hardwire	Hardwire	Hardwire	Hardwire
Zone Faults	No	No	No	No	No	No	No
Zone Runtime	0 hrs 20 mins	0 hrs 20 mins	0 hrs 20 mins	0 hrs 20 mins	0 hrs 20 mins	0 hrs 20 mins	0 hrs 20 mins
Checked Filters	No	No	No	No	No	No	No
Clogged Nozzles	No	No	No	No	No	No	No
Head Adjusted	No	No	No	No	No	No	No
Billable Repairs	No	No	No	No	No	No	No
Proposed Repairs	No	No	No	No	No	No	No
Zone Repair Items	<i>No repair items available</i>	<i>No repair items available</i>	<i>No repair items available</i>	<i>No repair items available</i>	<i>No repair items available</i>	<i>No repair items available</i>	<i>No repair items available</i>

Irrigation Zones

Attribute	71	72	73	74	75	76	77
Zone Type	Spray	Spray	Spray	Spray	Drip	Bubbler	Drip
Program Type	A	A	A	A	A	A	A
Run Time Schedule	None	None	None	None	None	None	None
Run Days	None	None	None	None	None	None	None
Power Type	Hardwire	Hardwire	Hardwire	Hardwire	Hardwire	Hardwire	Hardwire
Zone Faults	No	No	No	No	No	No	No
Zone Runtime	0 hrs 20 mins	0 hrs 20 mins	0 hrs 20 mins	0 hrs 20 mins	0 hrs 20 mins	0 hrs 20 mins	0 hrs 20 mins
Checked Filters	No	No	No	No	No	No	No
Clogged Nozzles	No	No	No	No	No	No	No
Head Adjusted	No	No	No	No	No	No	No
Billable Repairs	No	No	No	No	No	No	No
Proposed Repairs	No	No	No	No	No	No	No
Zone Repair Items	<i>No repair items available</i>	<i>No repair items available</i>	<i>No repair items available</i>	<i>No repair items available</i>	<i>No repair items available</i>	<i>No repair items available</i>	<i>No repair items available</i>

Irrigation Zones

Attribute	78	79	80	81	82	83	84
Zone Type	Bubbler	Spray	Bubbler	Rotor	Spray	Rotor	Spray
Program Type	A	A	A	A	A	A	A
Run Time Schedule	None	None	None	None	None	None	None
Run Days	None	None	None	None	None	None	None
Power Type	Hardwire	Hardwire	Hardwire	Hardwire	Hardwire	Hardwire	Hardwire
Zone Faults	No	No	No	No	No	No	No
Zone Runtime	0 hrs 20 mins	0 hrs 20 mins	0 hrs 20 mins	0 hrs 20 mins	0 hrs 20 mins	0 hrs 40 mins	0 hrs 20 mins
Checked Filters	No	No	No	No	No	No	No
Clogged Nozzles	No	No	No	No	No	No	No
Head Adjusted	No	No	No	No	No	No	No
Billable Repairs	No	No	No	No	No	No	No
Proposed Repairs	No	No	No	No	No	No	No
Zone Repair Items	<i>No repair items available</i>	<i>No repair items available</i>	<i>No repair items available</i>	<i>No repair items available</i>	<i>No repair items available</i>	<i>No repair items available</i>	<i>No repair items available</i>

Irrigation Zones

Attribute	85	86	87	88	89	90	91
Zone Type	Spray	Spray	Bubbler	Drip	Spray	Spray	Drip
Program Type	A	A	A	A	A	A	A
Run Time Schedule	None	None	None	None	None	None	None
Run Days	None	None	None	None	None	None	None
Power Type	Hardwire	Hardwire	Hardwire	Hardwire	Hardwire	Hardwire	Hardwire
Zone Faults	No	No	No	No	No	No	No
Zone Runtime	0 hrs 20 mins	0 hrs 20 mins	0 hrs 20 mins	0 hrs 20 mins	0 hrs 20 mins	0 hrs 20 mins	0 hrs 20 mins
Checked Filters	No	No	No	No	No	No	No
Clogged Nozzles	No	No	No	No	No	No	No
Head Adjusted	No	No	No	No	No	No	No
Billable Repairs	No	Yes	No	No	Yes	No	No
Proposed Repairs	No	No	No	No	No	No	No
Zone Repair Items	<i>No repair items available</i>	Billable Items: 1. Irrigation Nozzle Replaced Item Type: Standard Qty: 1	<i>No repair items available</i>	<i>No repair items available</i>	Billable Items: 1. Irrigation Spray Head Repaired/Replaced/Relocated Item Type: 6" Qty: 1 2. Irrigation Nozzle Replaced Item Type: Standard Qty: 1	<i>No repair items available</i>	<i>No repair items available</i>

Irrigation Zones

Attribute	92	93	94	95	96	97	98
Zone Type	Drip	Spray	Spray	Rotor	Spray	Rotor	Spray
Program Type	A	A	A	A	A	A	A
Run Time Schedule	None	None	None	None	None	None	None
Run Days	None	None	None	None	None	None	None
Power Type	Hardwire	Hardwire	Hardwire	Hardwire	Hardwire	Hardwire	Hardwire
Zone Faults	No	No	No	No	No	No	No
Zone Runtime	0 hrs 20 mins	0 hrs 20 mins	0 hrs 20 mins	0 hrs 40 mins	0 hrs 20 mins	0 hrs 40 mins	0 hrs 20 mins
Checked Filters	No	No	No	No	No	No	No
Clogged Nozzles	No	No	No	No	No	No	No
Head Adjusted	No	No	No	No	No	No	No
Billable Repairs	No	No	No	No	No	No	No
Proposed Repairs	No	No	No	No	No	No	No
Zone Repair Items	<i>No repair items available</i>	<i>No repair items available</i>	<i>No repair items available</i>	<i>No repair items available</i>	<i>No repair items available</i>	<i>No repair items available</i>	<i>No repair items available</i>

Irrigation Zones

Attribute	99	100	101	102	103	104	105
Zone Type	Rotor	Drip	Drip	None	Bubbler	Rotor	Spray
Program Type	A	A	A	A	A	A	A
Run Time Schedule	None	None	None	None	None	None	None
Run Days	None	None	None	None	None	None	None
Power Type	Hardwire	Hardwire	Hardwire	Hardwire	Hardwire	Hardwire	Hardwire
Zone Faults	No	No	No	No	No	No	No
Zone Runtime	0 hrs 20 mins	0 hrs 20 mins	0 hrs 20 mins	0 hrs 0 mins	0 hrs 20 mins	0 hrs 40 mins	0 hrs 20 mins
Checked Filters	No	No	No	No	No	No	No
Clogged Nozzles	No	No	No	No	No	No	No
Head Adjusted	No	No	No	No	No	No	No
Billable Repairs	No	No	No	No	No	No	No
Proposed Repairs	No	No	No	No	No	No	No
Zone Repair Items	<i>No repair items available</i>	<i>No repair items available</i>	<i>No repair items available</i>	<i>No repair items available</i>	<i>No repair items available</i>	<i>No repair items available</i>	<i>No repair items available</i>

Irrigation Zones

Attribute	106	107	108	109	110	111	112
Zone Type	Spray	Rotor	Spray	Spray	Spray	Spray	Spray
Program Type	A	A	A	A	A	A	A
Run Time Schedule	None	None	None	None	None	None	None
Run Days	None	None	None	None	None	None	None
Power Type	Hardwire	Hardwire	Hardwire	Hardwire	Hardwire	Hardwire	Hardwire
Zone Faults	No	No	No	No	No	No	No
Zone Runtime	0 hrs 20 mins	0 hrs 40 mins	0 hrs 20 mins	0 hrs 20 mins	0 hrs 20 mins	0 hrs 20 mins	0 hrs 20 mins
Checked Filters	No	No	No	No	No	No	No
Clogged Nozzles	No	No	No	No	No	No	No
Head Adjusted	No	No	No	No	No	No	No
Billable Repairs	No	No	No	No	No	No	No
Proposed Repairs	No	No	No	No	No	No	No
Zone Repair Items	<i>No repair items available</i>	<i>No repair items available</i>	<i>No repair items available</i>	<i>No repair items available</i>	<i>No repair items available</i>	<i>No repair items available</i>	<i>No repair items available</i>

Irrigation Zones

Attribute	113	114	115	116	117	118	119
Zone Type	Spray	Spray	Spray	Drip	Drip	Spray	Rotor
Program Type	A	A	A	A	A	A	A
Run Time Schedule	None	None	None	None	None	None	None
Run Days	None	None	None	None	None	None	None
Power Type	Hardwire	Hardwire	Hardwire	Hardwire	Hardwire	Hardwire	Hardwire
Zone Faults	No	No	No	No	No	No	No
Zone Runtime	0 hrs 20 mins	0 hrs 20 mins	0 hrs 20 mins	0 hrs 20 mins	0 hrs 20 mins	0 hrs 20 mins	0 hrs 40 mins
Checked Filters	No	No	No	No	No	No	No
Clogged Nozzles	No	No	No	No	No	No	No
Head Adjusted	No	No	No	No	No	No	No
Billable Repairs	No	No	No	No	No	No	No
Proposed Repairs	No	No	No	No	No	No	No
Zone Repair Items	<i>No repair items available</i>	<i>No repair items available</i>	<i>No repair items available</i>	<i>No repair items available</i>	<i>No repair items available</i>	<i>No repair items available</i>	<i>No repair items available</i>

Irrigation Zones

Attribute	120	121	122	123	124	125	126
Zone Type	Rotor	Spray	Spray	Spray	Drip	Spray	Spray
Program Type	A	A	A	A	A	A	A
Run Time Schedule	None	None	None	None	None	None	None
Run Days	None	None	None	None	None	None	None
Power Type	Hardwire	Hardwire	Hardwire	Hardwire	Hardwire	Hardwire	Hardwire
Zone Faults	No	No	No	No	No	No	No
Zone Runtime	0 hrs 40 mins	0 hrs 20 mins	0 hrs 20 mins	0 hrs 20 mins	0 hrs 20 mins	0 hrs 20 mins	0 hrs 20 mins
Checked Filters	No	No	No	No	No	No	No
Clogged Nozzles	No	No	No	No	No	No	No
Head Adjusted	No	No	No	No	No	No	No
Billable Repairs	No	No	No	No	No	No	No
Proposed Repairs	No	No	No	No	No	No	No
Zone Repair Items	<i>No repair items available</i>	<i>No repair items available</i>	<i>No repair items available</i>	<i>No repair items available</i>	<i>No repair items available</i>	<i>No repair items available</i>	<i>No repair items available</i>

Irrigation Zones

Attribute	127	128	129	130	131	132	133
Zone Type	Spray	Spray	Rotor	Bubbler	Spray	Spray	Bubbler
Program Type	A	A	A	A	A	A	A
Run Time Schedule	None	None	None	None	None	None	None
Run Days	None	None	None	None	None	None	None
Power Type	Hardwire	Hardwire	Hardwire	Hardwire	Hardwire	Hardwire	Hardwire
Zone Faults	No	No	No	No	No	No	No
Zone Runtime	0 hrs 20 mins	0 hrs 20 mins	0 hrs 40 mins	0 hrs 20 mins	0 hrs 20 mins	0 hrs 20 mins	0 hrs 20 mins
Checked Filters	No	No	No	No	No	No	No
Clogged Nozzles	No	No	No	No	No	No	No
Head Adjusted	No	No	No	No	No	No	No
Billable Repairs	No	No	No	No	No	No	No
Proposed Repairs	No	No	No	No	No	No	No
Zone Repair Items	<i>No repair items available</i>	<i>No repair items available</i>	<i>No repair items available</i>	<i>No repair items available</i>	<i>No repair items available</i>	<i>No repair items available</i>	<i>No repair items available</i>

Irrigation Zones

Attribute	134	135	136	137	138	139	140
Zone Type	Rotor	Rotor	Spray	Spray	Spray	Spray	None
Program Type	A	A	A	A	A	A	A
Run Time Schedule	None	None	None	None	None	None	None
Run Days	None	None	None	None	None	None	None
Power Type	Hardwire	Hardwire	Hardwire	Hardwire	Hardwire	Hardwire	Hardwire
Zone Faults	No	No	No	No	No	No	No
Zone Runtime	0 hrs 40 mins	0 hrs 40 mins	0 hrs 20 mins	0 hrs 20 mins	0 hrs 20 mins	0 hrs 20 mins	0 hrs 0 mins
Checked Filters	No	No	No	No	No	No	No
Clogged Nozzles	No	No	No	No	No	No	No
Head Adjusted	No	No	No	No	No	No	No
Billable Repairs	No	No	No	No	No	No	No
Proposed Repairs	No	No	No	No	No	No	No
Zone Repair Items	<i>No repair items available</i>	<i>No repair items available</i>	<i>No repair items available</i>	<i>No repair items available</i>	<i>No repair items available</i>	<i>No repair items available</i>	<i>No repair items available</i>

Irrigation Zones

Attribute	141	142	143	144	145	146	147
Zone Type	None	Drip	Spray	Bubbler	Drip	Spray	Spray
Program Type	A	A	A	A	A	A	A
Run Time Schedule	None	None	None	None	None	None	None
Run Days	None	None	None	None	None	None	None
Power Type	Hardwire	Hardwire	Hardwire	Hardwire	Hardwire	Hardwire	Hardwire
Zone Faults	No	No	No	No	No	No	No
Zone Runtime	0 hrs 0 mins	0 hrs 20 mins	0 hrs 20 mins	0 hrs 20 mins	0 hrs 20 mins	0 hrs 20 mins	0 hrs 20 mins
Checked Filters	No	No	No	No	No	No	No
Clogged Nozzles	No	No	No	No	No	No	No
Head Adjusted	No	No	No	No	No	No	No
Billable Repairs	No	No	No	No	No	No	No
Proposed Repairs	No	No	No	No	No	No	No
Zone Repair Items	<i>No repair items available</i>	<i>No repair items available</i>	<i>No repair items available</i>	<i>No repair items available</i>	<i>No repair items available</i>	<i>No repair items available</i>	<i>No repair items available</i>

Irrigation Zones

Attribute	148	149	150	151	152	153	154
Zone Type	Spray	Bubbler	Spray	Spray	Bubbler	Drip	Spray
Program Type	A	A	A	A	A	A	A
Run Time Schedule	None	None	None	None	None	None	None
Run Days	None	None	None	None	None	None	None
Power Type	Hardwire	Hardwire	Hardwire	Hardwire	Hardwire	Hardwire	Hardwire
Zone Faults	No	No	No	No	No	No	No
Zone Runtime	0 hrs 20 mins	0 hrs 20 mins	0 hrs 20 mins	0 hrs 20 mins	0 hrs 20 mins	0 hrs 20 mins	0 hrs 20 mins
Checked Filters	No	No	No	No	No	No	No
Clogged Nozzles	No	No	No	No	No	No	No
Head Adjusted	No	No	No	No	No	No	No
Billable Repairs	No	No	No	No	No	No	No
Proposed Repairs	No	No	No	No	No	No	No
Zone Repair Items	<i>No repair items available</i>	<i>No repair items available</i>	<i>No repair items available</i>	<i>No repair items available</i>	<i>No repair items available</i>	<i>No repair items available</i>	<i>No repair items available</i>

Irrigation Zones

Attribute	155	156	157	158	159	160	161
Zone Type	Spray	Spray	Spray	Spray	Spray	Spray	Spray
Program Type	A	A	A	A	A	A	A
Run Time Schedule	None	None	None	None	None	None	None
Run Days	None	None	None	None	None	None	None
Power Type	Hardwire	Hardwire	Hardwire	Hardwire	Hardwire	Hardwire	Hardwire
Zone Faults	No	No	No	No	No	No	No
Zone Runtime	0 hrs 20 mins	0 hrs 20 mins	0 hrs 20 mins	0 hrs 20 mins	0 hrs 20 mins	0 hrs 20 mins	0 hrs 20 mins
Checked Filters	No	No	No	No	No	No	No
Clogged Nozzles	No	No	No	No	No	No	No
Head Adjusted	No	No	No	No	No	No	No
Billable Repairs	No	No	No	No	No	No	No
Proposed Repairs	No	No	No	No	No	No	No
Zone Repair Items	<i>No repair items available</i>	<i>No repair items available</i>	<i>No repair items available</i>	<i>No repair items available</i>	<i>No repair items available</i>	<i>No repair items available</i>	<i>No repair items available</i>

Irrigation Zones

Attribute	162	163	164	165	166
Zone Type	None	Spray	Spray	Spray	Spray
Program Type	A	A	A	A	A
Run Time Schedule	None	None	None	None	None
Run Days	None	None	None	None	None
Power Type	Hardwire	Hardwire	Hardwire	Hardwire	Hardwire
Zone Faults	No	No	No	No	No
Zone Runtime	0 hrs 0 mins	0 hrs 20 mins	0 hrs 20 mins	0 hrs 20 mins	0 hrs 20 mins
Checked Filters	No	No	No	No	No
Clogged Nozzles	No	No	No	No	No
Head Adjusted	No	No	No	No	No
Billable Repairs	No	No	No	No	No
Proposed Repairs	No	No	No	No	No
Zone Repair Items	<i>No repair items available</i>	<i>No repair items available</i>	<i>No repair items available</i>	<i>No repair items available</i>	<i>No repair items available</i>

Account Manager Contact

Contacted Manager: Yes

Contact Time: None

Communication Type: Text

Additional Comments:

Irrigation Service Report

General Information

Technician: Smalo

Customer: Berry Bay CDD

Branch: Sarasota

Report Type: Monthly Wet Check

Controller Name: Timer 2

Date: Jan. 30, 2026

Programs Needed: No

Weather Sensor Checked: Yes

Weather Sensor Working: Yes

Controller Status: Working

Controller Make/Model: Hunter ACC2

POC Info: Well

Pump Status Type: Submersible

Programs

Program Name: Program A

Start Time: 7 p.m.

Seasonal Adjustment:

Run Days: monday,tuesday,wednesday,thursday,friday

Irrigation Zones

Attribute	1	60	61	62	63	64	65
Zone Type	None	Spray	Spray	None	None	None	None
Program Type		A	A	A	A	A	A
Run Time Schedule	None	None	None	None	None	None	None
Run Days	None	None	None	None	None	None	None
Power Type	None	Hardwire	Hardwire	Hardwire	Hardwire	Hardwire	Hardwire
Zone Faults	No	No	No	No	No	No	No
Zone Runtime	N/A	0 hrs 20 mins	0 hrs 20 mins	N/A	N/A	N/A	N/A
Checked Filters	No	No	No	No	No	No	No
Clogged Nozzles	No	No	No	No	No	No	No
Head Adjusted	No	No	No	No	No	No	No
Billable Repairs	No	No	No	No	No	No	No
Proposed Repairs	No	No	No	No	No	No	No
Zone Repair Items	<i>No repair items available</i>	<i>No repair items available</i>	<i>No repair items available</i>	<i>No repair items available</i>	<i>No repair items available</i>	<i>No repair items available</i>	<i>No repair items available</i>

Irrigation Zones

Attribute	66	67	68	69	70	71	72
Zone Type	None	None	Spray	None	Spray	Spray	None
Program Type	A	A	A	A	A	A	A
Run Time Schedule	None	None	None	None	None	None	None
Run Days	None	None	None	None	None	None	None
Power Type	Hardwire	Hardwire	Hardwire	Hardwire	Hardwire	Hardwire	Hardwire
Zone Faults	No	No	No	No	No	No	No
Zone Runtime	N/A	N/A	0 hrs 20 mins	N/A	0 hrs 20 mins	0 hrs 20 mins	N/A
Checked Filters	No	No	No	No	No	No	No
Clogged Nozzles	No	No	No	No	No	No	No
Head Adjusted	No	No	No	No	No	No	No
Billable Repairs	No	No	Yes	No	Yes	No	No
Proposed Repairs	No	No	No	No	No	No	No
Zone Repair Items	<i>No repair items available</i>	<i>No repair items available</i>	Billable Items: 1. Irrigation Nozzle Replaced Item Type: Standard Qty: 2	<i>No repair items available</i>	Billable Items: 1. Irrigation Spray Head Repaired/Replaced/Relocated Item Type: 6" Qty: 1 2. Irrigation Nozzle Replaced Item Type: Standard Qty: 1	<i>No repair items available</i>	<i>No repair items available</i>

Irrigation Zones

Attribute	73	74	75	76	77	78	79
Zone Type	None	None	None	None	None	None	None
Program Type	A	A	A	A	A	A	A
Run Time Schedule	None	None	None	None	None	None	None
Run Days	None	None	None	None	None	None	None
Power Type	Hardwire	Hardwire	Hardwire	Hardwire	Hardwire	Hardwire	Hardwire
Zone Faults	No	No	No	No	No	No	No
Zone Runtime	N/A	N/A	N/A	N/A	N/A	N/A	N/A
Checked Filters	No	No	No	No	No	No	No
Clogged Nozzles	No	No	No	No	No	No	No
Head Adjusted	No	No	No	No	No	No	No
Billable Repairs	No	No	No	No	No	No	No
Proposed Repairs	No	No	No	No	No	No	No
Zone Repair Items	<i>No repair items available</i>	<i>No repair items available</i>	<i>No repair items available</i>	<i>No repair items available</i>	<i>No repair items available</i>	<i>No repair items available</i>	<i>No repair items available</i>

Irrigation Zones

Attribute	80	81	82	83	84	85	86
Zone Type	None	None	None	None	None	None	None
Program Type	A	A	A	A	A	A	A
Run Time Schedule	None	None	None	None	None	None	None
Run Days	None	None	None	None	None	None	None
Power Type	Hardwire	Hardwire	Hardwire	Hardwire	Hardwire	Hardwire	Hardwire
Zone Faults	No	No	No	No	No	No	No
Zone Runtime	N/A	N/A	N/A	N/A	N/A	N/A	N/A
Checked Filters	No	No	No	No	No	No	No
Clogged Nozzles	No	No	No	No	No	No	No
Head Adjusted	No	No	No	No	No	No	No
Billable Repairs	No	No	No	No	No	No	No
Proposed Repairs	No	No	No	No	No	No	No
Zone Repair Items	<i>No repair items available</i>	<i>No repair items available</i>	<i>No repair items available</i>	<i>No repair items available</i>	<i>No repair items available</i>	<i>No repair items available</i>	<i>No repair items available</i>

Irrigation Zones

Attribute	87	88	89	90	91	92	93
Zone Type	None	None	None	None	None	None	None
Program Type	A	A	A	A	A	A	A
Run Time Schedule	None	None	None	None	None	None	None
Run Days	None	None	None	None	None	None	None
Power Type	Hardwire	Hardwire	Hardwire	Hardwire	Hardwire	Hardwire	Hardwire
Zone Faults	No	No	No	No	No	No	No
Zone Runtime	N/A	N/A	N/A	N/A	N/A	N/A	N/A
Checked Filters	No	No	No	No	No	No	No
Clogged Nozzles	No	No	No	No	No	No	No
Head Adjusted	No	No	No	No	No	No	No
Billable Repairs	No	No	No	No	No	No	No
Proposed Repairs	No	No	No	No	No	No	No
Zone Repair Items	<i>No repair items available</i>	<i>No repair items available</i>	<i>No repair items available</i>	<i>No repair items available</i>	<i>No repair items available</i>	<i>No repair items available</i>	<i>No repair items available</i>

Irrigation Zones

Attribute	94	95	96	97	98	99	100
Zone Type	None	None	None	Drip	Rotor	None	None
Program Type	A	A	A	A	A	A	A
Run Time Schedule	None	None	None	None	None	None	None
Run Days	None	None	None	None	None	None	None
Power Type	Hardwire	Hardwire	Hardwire	Hardwire	Hardwire	Hardwire	Hardwire
Zone Faults	No	No	No	No	No	No	No
Zone Runtime	N/A	N/A	N/A	0 hrs 20 mins	0 hrs 40 mins	N/A	N/A
Checked Filters	No	No	No	No	No	No	No
Clogged Nozzles	No	No	No	No	No	No	No
Head Adjusted	No	No	No	No	No	No	No
Billable Repairs	No	No	No	No	No	No	No
Proposed Repairs	No	No	No	No	No	No	No
Zone Repair Items	<i>No repair items available</i>	<i>No repair items available</i>	<i>No repair items available</i>	<i>No repair items available</i>	<i>No repair items available</i>	<i>No repair items available</i>	<i>No repair items available</i>

Irrigation Zones

Attribute	101	102	103	104	105	106	107
Zone Type	Spray	Spray	None	Spray	None	Drip	Spray
Program Type	A	A	A	A	A	A	A
Run Time Schedule	None	None	None	None	None	None	None
Run Days	None	None	None	None	None	None	None
Power Type	Hardwire	Hardwire	Hardwire	Hardwire	Hardwire	Hardwire	Hardwire
Zone Faults	No	No	No	No	No	No	No
Zone Runtime	0 hrs 20 mins	0 hrs 20 mins	N/A	0 hrs 20 mins	N/A	0 hrs 20 mins	N/A
Checked Filters	No	No	No	No	No	No	No
Clogged Nozzles	No	No	No	No	No	No	No
Head Adjusted	No	No	No	No	No	No	No
Billable Repairs	Yes	Yes	No	Yes	No	No	No
Proposed Repairs	No	No	No	No	No	No	No
Zone Repair Items	Billable Items: 1. Irrigation Nozzle Replaced Item Type: Standard Qty: 2	Billable Items: 1. Irrigation Nozzle Replaced Item Type: Standard Qty: 1	<i>No repair items available</i>	Billable Items: 1. Irrigation Spray Head Repaired/Replaced/Relocated Item Type: 6" Qty: 1 2. Irrigation Nozzle Replaced Item Type: Standard Qty: 1	<i>No repair items available</i>	<i>No repair items available</i>	<i>No repair items available</i>

Irrigation Zones

Attribute	108	109	110	111	112	113	114
Zone Type	None	None	None	Spray	None	None	None
Program Type	A	A	A	A	A	A	A
Run Time Schedule	None	None	None	None	None	None	None
Run Days	None	None	None	None	None	None	None
Power Type	Hardwire	Hardwire	Hardwire	Hardwire	Hardwire	Hardwire	Hardwire
Zone Faults	No	No	No	No	No	No	No
Zone Runtime	N/A	N/A	N/A	0 hrs 20 mins	N/A	N/A	N/A
Checked Filters	No	No	No	No	No	No	No
Clogged Nozzles	No	No	No	No	No	No	No
Head Adjusted	No	No	No	No	No	No	No
Billable Repairs	No	No	No	No	No	No	No
Proposed Repairs	No	No	No	No	No	No	No
Zone Repair Items	<i>No repair items available</i>	<i>No repair items available</i>	<i>No repair items available</i>	<i>No repair items available</i>	<i>No repair items available</i>	<i>No repair items available</i>	<i>No repair items available</i>

Irrigation Zones

Attribute	115	116	117	118	119	120	121
Zone Type	None	Rotor	Rotor	None	None	Drip	Bubbler
Program Type	A	A	A	A	A	A	A
Run Time Schedule	None	None	None	None	None	None	None
Run Days	None	None	None	None	None	None	None
Power Type	Hardwire	Hardwire	Hardwire	Hardwire	Hardwire	Hardwire	Hardwire
Zone Faults	No	No	No	No	No	No	No
Zone Runtime	N/A	0 hrs 40 mins	0 hrs 40 mins	N/A	N/A	0 hrs 20 mins	0 hrs 20 mins
Checked Filters	No	No	No	No	No	No	No
Clogged Nozzles	No	No	No	No	No	No	No
Head Adjusted	No	No	No	No	No	No	No
Billable Repairs	No	No	No	No	No	No	No
Proposed Repairs	No	No	No	No	No	No	No
Zone Repair Items	<i>No repair items available</i>	<i>No repair items available</i>	<i>No repair items available</i>	<i>No repair items available</i>	<i>No repair items available</i>	<i>No repair items available</i>	<i>No repair items available</i>

Irrigation Zones

Attribute	123	124	125	126	127	128	129
Zone Type	None	None	None	Spray	None	None	Spray
Program Type	A	A	A	A	A	A	A
Run Time Schedule	None	None	None	None	None	None	None
Run Days	None	None	None	None	None	None	None
Power Type	Hardwire	Hardwire	Hardwire	Hardwire	Hardwire	Hardwire	Hardwire
Zone Faults	No	No	No	No	No	No	No
Zone Runtime	N/A	N/A	N/A	0 hrs 20 mins	N/A	N/A	0 hrs 20 mins
Checked Filters	No	No	No	No	No	No	No
Clogged Nozzles	No	No	No	No	No	No	No
Head Adjusted	No	No	No	No	No	No	No
Billable Repairs	No	No	No	No	No	No	No
Proposed Repairs	No	No	No	No	No	No	No
Zone Repair Items	<i>No repair items available</i>	<i>No repair items available</i>	<i>No repair items available</i>	<i>No repair items available</i>	<i>No repair items available</i>	<i>No repair items available</i>	<i>No repair items available</i>

Irrigation Zones

Attribute	130	131	132	133	134	135	136
Zone Type	None	None	None	None	None	None	None
Program Type	A	A	A	A	A	A	A
Run Time Schedule	None	None	None	None	None	None	None
Run Days	None	None	None	None	None	None	None
Power Type	Hardwire	Hardwire	Hardwire	Hardwire	Hardwire	Hardwire	Hardwire
Zone Faults	No	No	No	No	No	No	No
Zone Runtime	N/A	N/A	N/A	N/A	N/A	N/A	N/A
Checked Filters	No	No	No	No	No	No	No
Clogged Nozzles	No	No	No	No	No	No	No
Head Adjusted	No	No	No	No	No	No	No
Billable Repairs	No	No	No	No	No	No	No
Proposed Repairs	No	No	No	No	No	No	No
Zone Repair Items	<i>No repair items available</i>	<i>No repair items available</i>	<i>No repair items available</i>	<i>No repair items available</i>	<i>No repair items available</i>	<i>No repair items available</i>	<i>No repair items available</i>

Irrigation Zones

Attribute	137	138	139	140	141
Zone Type	None	None	None	Spray	None
Program Type	A	A	A	A	A
Run Time Schedule	None	None	None	None	None
Run Days	None	None	None	None	None
Power Type	Hardwire	Hardwire	Hardwire	Hardwire	Hardwire
Zone Faults	No	No	No	No	No
Zone Runtime	N/A	N/A	N/A	0 hrs 20 mins	N/A
Checked Filters	No	No	No	No	No
Clogged Nozzles	No	No	No	No	No
Head Adjusted	No	No	No	No	No
Billable Repairs	No	No	No	No	No
Proposed Repairs	No	No	No	No	No
Zone Repair Items	<i>No repair items available</i>	<i>No repair items available</i>	<i>No repair items available</i>	<i>No repair items available</i>	<i>No repair items available</i>

Account Manager Contact

Contacted Manager: Yes

Contact Time: None

Communication Type: Text

Additional Comments:

Irrigation Service Report

General Information

Technician: Smalo

Customer: Berry Bay CDD

Branch: Sarasota

Report Type: Monthly Wet Check

Controller Name: Timer 2

Date: Jan. 30, 2026

Programs Needed: No

Weather Sensor Checked: Yes

Weather Sensor Working: Yes

Controller Status: Working

Controller Make/Model: Hunter ACC2

POC Info: Well

Pump Status Type: Submersible

Programs

Program Name: Program A

Start Time: 7 p.m.

Seasonal Adjustment:

Run Days: monday,tuesday,wednesday,thursday,friday

Irrigation Zones

Attribute	1	60	61	62	63	64	65
Zone Type	None	Spray	Spray	None	None	None	None
Program Type		A	A	A	A	A	A
Run Time Schedule	None	None	None	None	None	None	None
Run Days	None	None	None	None	None	None	None
Power Type	None	Hardwire	Hardwire	Hardwire	Hardwire	Hardwire	Hardwire
Zone Faults	No	No	No	No	No	No	No
Zone Runtime	N/A	0 hrs 20 mins	0 hrs 20 mins	N/A	N/A	N/A	N/A
Checked Filters	No	No	No	No	No	No	No
Clogged Nozzles	No	No	No	No	No	No	No
Head Adjusted	No	No	No	No	No	No	No
Billable Repairs	No	No	No	No	No	No	No
Proposed Repairs	No	No	No	No	No	No	No
Zone Repair Items	<i>No repair items available</i>	<i>No repair items available</i>	<i>No repair items available</i>	<i>No repair items available</i>	<i>No repair items available</i>	<i>No repair items available</i>	<i>No repair items available</i>

Irrigation Zones

Attribute	66	67	68	69	70	71	72
Zone Type	None	None	Spray	None	Spray	Spray	None
Program Type	A	A	A	A	A	A	A
Run Time Schedule	None	None	None	None	None	None	None
Run Days	None	None	None	None	None	None	None
Power Type	Hardwire	Hardwire	Hardwire	Hardwire	Hardwire	Hardwire	Hardwire
Zone Faults	No	No	No	No	No	No	No
Zone Runtime	N/A	N/A	0 hrs 20 mins	N/A	0 hrs 20 mins	0 hrs 20 mins	N/A
Checked Filters	No	No	No	No	No	No	No
Clogged Nozzles	No	No	No	No	No	No	No
Head Adjusted	No	No	No	No	No	No	No
Billable Repairs	No	No	Yes	No	Yes	No	No
Proposed Repairs	No	No	No	No	No	No	No
Zone Repair Items	<i>No repair items available</i>	<i>No repair items available</i>	Billable Items: 1. Irrigation Nozzle Replaced Item Type: Standard Qty: 2	<i>No repair items available</i>	Billable Items: 1. Irrigation Spray Head Repaired/Replaced/Relocated Item Type: 6" Qty: 1 2. Irrigation Nozzle Replaced Item Type: Standard Qty: 1	<i>No repair items available</i>	<i>No repair items available</i>

Irrigation Zones

Attribute	73	74	75	76	77	78	79
Zone Type	None	None	None	None	None	None	None
Program Type	A	A	A	A	A	A	A
Run Time Schedule	None	None	None	None	None	None	None
Run Days	None	None	None	None	None	None	None
Power Type	Hardwire	Hardwire	Hardwire	Hardwire	Hardwire	Hardwire	Hardwire
Zone Faults	No	No	No	No	No	No	No
Zone Runtime	N/A	N/A	N/A	N/A	N/A	N/A	N/A
Checked Filters	No	No	No	No	No	No	No
Clogged Nozzles	No	No	No	No	No	No	No
Head Adjusted	No	No	No	No	No	No	No
Billable Repairs	No	No	No	No	No	No	No
Proposed Repairs	No	No	No	No	No	No	No
Zone Repair Items	<i>No repair items available</i>	<i>No repair items available</i>	<i>No repair items available</i>	<i>No repair items available</i>	<i>No repair items available</i>	<i>No repair items available</i>	<i>No repair items available</i>

Irrigation Zones

Attribute	80	81	82	83	84	85	86
Zone Type	None	None	None	None	None	None	None
Program Type	A	A	A	A	A	A	A
Run Time Schedule	None	None	None	None	None	None	None
Run Days	None	None	None	None	None	None	None
Power Type	Hardwire	Hardwire	Hardwire	Hardwire	Hardwire	Hardwire	Hardwire
Zone Faults	No	No	No	No	No	No	No
Zone Runtime	N/A	N/A	N/A	N/A	N/A	N/A	N/A
Checked Filters	No	No	No	No	No	No	No
Clogged Nozzles	No	No	No	No	No	No	No
Head Adjusted	No	No	No	No	No	No	No
Billable Repairs	No	No	No	No	No	No	No
Proposed Repairs	No	No	No	No	No	No	No
Zone Repair Items	<i>No repair items available</i>	<i>No repair items available</i>	<i>No repair items available</i>	<i>No repair items available</i>	<i>No repair items available</i>	<i>No repair items available</i>	<i>No repair items available</i>

Irrigation Zones

Attribute	87	88	89	90	91	92	93
Zone Type	None	None	None	None	None	None	None
Program Type	A	A	A	A	A	A	A
Run Time Schedule	None	None	None	None	None	None	None
Run Days	None	None	None	None	None	None	None
Power Type	Hardwire	Hardwire	Hardwire	Hardwire	Hardwire	Hardwire	Hardwire
Zone Faults	No	No	No	No	No	No	No
Zone Runtime	N/A	N/A	N/A	N/A	N/A	N/A	N/A
Checked Filters	No	No	No	No	No	No	No
Clogged Nozzles	No	No	No	No	No	No	No
Head Adjusted	No	No	No	No	No	No	No
Billable Repairs	No	No	No	No	No	No	No
Proposed Repairs	No	No	No	No	No	No	No
Zone Repair Items	<i>No repair items available</i>	<i>No repair items available</i>	<i>No repair items available</i>	<i>No repair items available</i>	<i>No repair items available</i>	<i>No repair items available</i>	<i>No repair items available</i>

Irrigation Zones

Attribute	94	95	96	97	98	99	100
Zone Type	None	None	None	Drip	Rotor	None	None
Program Type	A	A	A	A	A	A	A
Run Time Schedule	None	None	None	None	None	None	None
Run Days	None	None	None	None	None	None	None
Power Type	Hardwire	Hardwire	Hardwire	Hardwire	Hardwire	Hardwire	Hardwire
Zone Faults	No	No	No	No	No	No	No
Zone Runtime	N/A	N/A	N/A	0 hrs 20 mins	0 hrs 40 mins	N/A	N/A
Checked Filters	No	No	No	No	No	No	No
Clogged Nozzles	No	No	No	No	No	No	No
Head Adjusted	No	No	No	No	No	No	No
Billable Repairs	No	No	No	No	No	No	No
Proposed Repairs	No	No	No	No	No	No	No
Zone Repair Items	<i>No repair items available</i>	<i>No repair items available</i>	<i>No repair items available</i>	<i>No repair items available</i>	<i>No repair items available</i>	<i>No repair items available</i>	<i>No repair items available</i>

Irrigation Zones

Attribute	101	102	103	104	105	106	107
Zone Type	Spray	Spray	None	Spray	None	Drip	Spray
Program Type	A	A	A	A	A	A	A
Run Time Schedule	None	None	None	None	None	None	None
Run Days	None	None	None	None	None	None	None
Power Type	Hardwire	Hardwire	Hardwire	Hardwire	Hardwire	Hardwire	Hardwire
Zone Faults	No	No	No	No	No	No	No
Zone Runtime	0 hrs 20 mins	0 hrs 20 mins	N/A	0 hrs 20 mins	N/A	0 hrs 20 mins	N/A
Checked Filters	No	No	No	No	No	No	No
Clogged Nozzles	No	No	No	No	No	No	No
Head Adjusted	No	No	No	No	No	No	No
Billable Repairs	Yes	Yes	No	Yes	No	No	No
Proposed Repairs	No	No	No	No	No	No	No
Zone Repair Items	Billable Items: 1. Irrigation Nozzle Replaced Item Type: Standard Qty: 2	Billable Items: 1. Irrigation Nozzle Replaced Item Type: Standard Qty: 1	<i>No repair items available</i>	Billable Items: 1. Irrigation Spray Head Repaired/Replaced/Relocated Item Type: 6" Qty: 1 2. Irrigation Nozzle Replaced Item Type: Standard Qty: 1	<i>No repair items available</i>	<i>No repair items available</i>	<i>No repair items available</i>

Irrigation Zones

Attribute	108	109	110	111	112	113	114
Zone Type	None	None	None	Spray	None	None	None
Program Type	A	A	A	A	A	A	A
Run Time Schedule	None	None	None	None	None	None	None
Run Days	None	None	None	None	None	None	None
Power Type	Hardwire	Hardwire	Hardwire	Hardwire	Hardwire	Hardwire	Hardwire
Zone Faults	No	No	No	No	No	No	No
Zone Runtime	N/A	N/A	N/A	0 hrs 20 mins	N/A	N/A	N/A
Checked Filters	No	No	No	No	No	No	No
Clogged Nozzles	No	No	No	No	No	No	No
Head Adjusted	No	No	No	No	No	No	No
Billable Repairs	No	No	No	No	No	No	No
Proposed Repairs	No	No	No	No	No	No	No
Zone Repair Items	<i>No repair items available</i>	<i>No repair items available</i>	<i>No repair items available</i>	<i>No repair items available</i>	<i>No repair items available</i>	<i>No repair items available</i>	<i>No repair items available</i>

Irrigation Zones

Attribute	115	116	117	118	119	120	121
Zone Type	None	Rotor	Rotor	None	None	Drip	Bubbler
Program Type	A	A	A	A	A	A	A
Run Time Schedule	None	None	None	None	None	None	None
Run Days	None	None	None	None	None	None	None
Power Type	Hardwire	Hardwire	Hardwire	Hardwire	Hardwire	Hardwire	Hardwire
Zone Faults	No	No	No	No	No	No	No
Zone Runtime	N/A	0 hrs 40 mins	0 hrs 40 mins	N/A	N/A	0 hrs 20 mins	0 hrs 20 mins
Checked Filters	No	No	No	No	No	No	No
Clogged Nozzles	No	No	No	No	No	No	No
Head Adjusted	No	No	No	No	No	No	No
Billable Repairs	No	No	No	No	No	No	No
Proposed Repairs	No	No	No	No	No	No	No
Zone Repair Items	<i>No repair items available</i>	<i>No repair items available</i>	<i>No repair items available</i>	<i>No repair items available</i>	<i>No repair items available</i>	<i>No repair items available</i>	<i>No repair items available</i>

Irrigation Zones

Attribute	123	124	125	126	127	128	129
Zone Type	None	None	None	Spray	None	None	Spray
Program Type	A	A	A	A	A	A	A
Run Time Schedule	None	None	None	None	None	None	None
Run Days	None	None	None	None	None	None	None
Power Type	Hardwire	Hardwire	Hardwire	Hardwire	Hardwire	Hardwire	Hardwire
Zone Faults	No	No	No	No	No	No	No
Zone Runtime	N/A	N/A	N/A	0 hrs 20 mins	N/A	N/A	0 hrs 20 mins
Checked Filters	No	No	No	No	No	No	No
Clogged Nozzles	No	No	No	No	No	No	No
Head Adjusted	No	No	No	No	No	No	No
Billable Repairs	No	No	No	No	No	No	No
Proposed Repairs	No	No	No	No	No	No	No
Zone Repair Items	<i>No repair items available</i>	<i>No repair items available</i>	<i>No repair items available</i>	<i>No repair items available</i>	<i>No repair items available</i>	<i>No repair items available</i>	<i>No repair items available</i>

Irrigation Zones

Attribute	130	131	132	133	134	135	136
Zone Type	None	None	None	None	None	None	None
Program Type	A	A	A	A	A	A	A
Run Time Schedule	None	None	None	None	None	None	None
Run Days	None	None	None	None	None	None	None
Power Type	Hardwire	Hardwire	Hardwire	Hardwire	Hardwire	Hardwire	Hardwire
Zone Faults	No	No	No	No	No	No	No
Zone Runtime	N/A	N/A	N/A	N/A	N/A	N/A	N/A
Checked Filters	No	No	No	No	No	No	No
Clogged Nozzles	No	No	No	No	No	No	No
Head Adjusted	No	No	No	No	No	No	No
Billable Repairs	No	No	No	No	No	No	No
Proposed Repairs	No	No	No	No	No	No	No
Zone Repair Items	<i>No repair items available</i>	<i>No repair items available</i>	<i>No repair items available</i>	<i>No repair items available</i>	<i>No repair items available</i>	<i>No repair items available</i>	<i>No repair items available</i>

Irrigation Zones

Attribute	137	138	139	140	141
Zone Type	None	None	None	Spray	None
Program Type	A	A	A	A	A
Run Time Schedule	None	None	None	None	None
Run Days	None	None	None	None	None
Power Type	Hardwire	Hardwire	Hardwire	Hardwire	Hardwire
Zone Faults	No	No	No	No	No
Zone Runtime	N/A	N/A	N/A	0 hrs 20 mins	N/A
Checked Filters	No	No	No	No	No
Clogged Nozzles	No	No	No	No	No
Head Adjusted	No	No	No	No	No
Billable Repairs	No	No	No	No	No
Proposed Repairs	No	No	No	No	No
Zone Repair Items	<i>No repair items available</i>	<i>No repair items available</i>	<i>No repair items available</i>	<i>No repair items available</i>	<i>No repair items available</i>

Account Manager Contact

Contacted Manager: Yes

Contact Time: None

Communication Type: Text

Additional Comments:



INVOICE

2002 West Grand Parkway North
Suite 100
Katy, TX 77449

INVOICE#

171425

DATE

2/17/2026

BILL TO

Berry Bay Community Development
District
2005 Pan Am Cir Ste 300
Tampa FL 33607-6008
United States

CUSTOMER ID

C2278

NET TERMS

Due On Receipt

PO#**DUE DATE**

2/17/2026

Services provided for the Month of: January 2026

DESCRIPTION	QTY	UOM	RATE	MARKUP	AMOUNT
Postage	18	Ea	0.74		13.32
Subtotal					13.32

Subtotal	\$13.32
Tax	\$0.00
Total Due	\$13.32

Remit To : Inframark LLC, PO BOX 733778, Dallas, Texas, 75373-3778

To pay by Credit Card, please contact us at 281-578-4299, 9:00am - 5:30pm EST, Monday – Friday. A surcharge fee may apply.

To pay via ACH or Wire, please refer to our banking information below:

Account Name: INFRAMARK, LLC

ACH - Bank Routing Number: 111000614 / Account Number: 912593196

Wire - Bank Routing Number: 021000021 / SWIFT Code: CHASUS33 / Account Number: 912593196

Please include the Customer ID and the Invoice Number on your form of payment.

JobePestServices
 3179 Marine Grass drive
 wimauma, fl 33598
 (407) 759-8692

INVOICE



Berry bay CDD
 Berry bay CDD
 2005 Pan Am Circle ste 300
 Tampa, Florida 33607

SERVICE ADDRESS
 Berry bay CDD
 5380 Night Tide Lane
 Wimauma, Florida 33598

PRIMARY CONTACT
 Berry bay CDD
 (813) 334-5882 Mobile

ACCOUNT# 5043

INVOICE 6214

01/31/2026

ITEM	COST	QTY	PRICE
Commercial Monthly			
Commercial monthly	\$140.00	1	\$140.00
Terms	Subtotal		\$140.00
Payment is due on receipt.	Total		\$140.00
Notes	Amount Paid		\$0.00
Your exterior of the clubhouse was treated today A liquid residual barrier was applied to your to the building and the pool area along with a granular application. Playground, picnic area, mailbox and recreation areas was treated Thank you for your business	Amount Due		\$140.00
	Account Balance		\$0.00
	Balance Due		\$140.00

MATERIAL / EPA #	UNIT	DILUTION	METHOD	LOCATION	TARGET	CUSTOM MATERIAL
Taurus sc .9 53883-279	1 gal		crack and craves			
Intice 10% 73079-6	1 lb					

JobePestServices
 3179 Marine Grass drive
 wimauma, fl 33598
 (407) 759-8692

INVOICE



Berry bay CDD
 Berry bay CDD
 2005 Pan Am Circle ste 300
 Tampa, Florida 33607

SERVICE ADDRESS
 Berry bay CDD
 5380 Night Tide Lane
 Wimauma, Florida 33598

PRIMARY CONTACT
 Berry bay CDD
 (813) 334-5882 Mobile

ACCOUNT# 5043

INVOICE 6279

02/22/2026

ITEM	COST	QTY	PRICE
Commercial Monthly			
Commercial monthly	\$140.00	1	\$140.00
Terms	Subtotal		\$140.00
Payment is due on receipt.	Total		\$140.00
Notes	Amount Paid		\$0.00
Your exterior of the clubhouse was treated today A liquid residual barrier was applied to your to the building and the pool area along with a granular application. Playground, picnic area, mailbox and recreation areas was treated Thank you for your business	Amount Due		\$140.00
	Account Balance		\$0.00
	Balance Due		\$140.00

Swine Solutions

12013 Rose Ln
Riverview, FL 33569 US
Thomas@swinesolutionsfl.com
https://www.SwineSolutionsFL.com

INVOICE

BILL TO
Berry Bay CDD
2005 Pan Am Circle
Ste 300
Tampa
FL
33607

INVOICE 701
DATE 02/23/2026
TERMS Net 30
DUE DATE 03/25/2026

DATE	SERVICE	DESCRIPTION	QTY	RATE	AMOUNT
	Monthly Trapping Service	Monthly Trapping Service		1,550.00	1,550.00

BALANCE DUE

\$1,550.00

Ways to pay



[View and pay](#)

Down to Earth Landscape & Irrigation

PO Box 72701
 Cleveland, Ohio 44192-0002
 (321) 263-2700



Invoice: #166420

January 2026

Customer

Berry Bay CDD
 Inframark
 2005 Pan Am Circle Suite 300

Property / Project Address

Berry Bay CDD
 4969 Eagle Rock Dr
 Wimauma, FL 33589

Tampa, FL 33604

Project/Job

Winter Annuals - Jan 2026
 Estimate # 138320

Invoice Date

1/30/2026

Date Due

2/14/2026

Terms

Net 15

Customer PO #

Invoice Details				
Description of Services & Items	Unit	Quantity	Rate	Amount

#138320 - Winter Annuals - Jan 2026				\$2,436.00
-------------------------------------	--	--	--	-------------------

Install (600) annuals at front entrance and round-a-bout bullnoses. Add soil, adjust irrigation as needed.

Estimates require a 50% deposit to order and schedule any approved work. Price does not include any irrigation repairs. Irrigation repairs to be billed separately on a time and material basis.

LCE025: Tree/Plant Installation				\$2,351.00
Site Prep, Removal, & Disposal (E) (Labor)				\$170.00
Annuals (Material)	4"	650.00	\$2.50	\$1625.00
Install Kit - 4" / 4.5" Annuals-plant (E) (Kit)				\$422.50
Comand Scape Planting Mix (Material)	Cubic Yard	1.00	\$133.50	\$133.50
LCE005: Irrigation Installation				\$85.00
Irrigation Labor (Hide) (Labor)				\$85.00

<p>Billing Questions rhonda.culotta@down2earthinc.com (904) 780-2257</p> <p>Visit us at https://dtelandscape.com for all other questions or concerns.</p>	<p>To make payment by ACH (electronic check) or credit card, please click the link below. There is no fee for ACH payments, and a 3% processing fee for credit card payments.</p> <p>https://huntington.billeri.com/ebpp/DownToEarth/</p>	<p>Subtotal</p> <hr/> <p>Sales Tax</p> <hr/> <p>Total</p> <hr/> <p>Credits/Payments</p> <hr/> <p>Balance Due</p>	<p>\$2,436.00</p> <p>\$0.00</p> <p>\$2,436.00</p> <p>(\$0.00)</p> <p>\$2,436.00</p>
---	--	--	---

Late Payments are subject to an 18% per annum interest rate, applied daily, on the overdue balance. A processing fee of 2.75% will be added to all credit card payments. See Terms & Conditions at <https://dtelandscape.com/terms-and-conditions/>.



Down to Earth Landscape & Irrigation

PO Box 72701
Cleveland, Ohio 44192-0002
(321) 263-2700

Estimate: #138320

Customer Address

Inframark
Jayna Cooper
2005 Pan Am Circle Suite 300
Tampa, Florida 33604
Jayna.Cooper@inframark.com
813-608-8242

Billing Address

Jayna Cooper
Inframark
2005 Pan Am Circle Suite 300
Tampa, FL 33604

Physical Job Address

Berry Bay CDD
4969 Eagle Rock Dr
Wimauma, FL 33589

Job

Winter Annuals - Jan 2026

Estimated Job Start Date

February 9, 2026

Proposed By

Alexandra Steiner

Due Date

<u>Estimate Details</u>				
Description of Services & Materials	Unit	Quantity	Rate	Amount
Tree/Plant Installation				
Site Prep, Removal, & Disposal (E)				\$170.00
Annuals	4"	650	\$2.50	\$1,625.00
Comand Scape Planting Mix	Cubic Yard	1	\$133.50	\$133.50
Install Kit - 4" / 4.5" Annuals-plant (E)				\$422.50
Irrigation Installation				
Irrigation Labor (Hide)				\$85.00
			Subtotal	\$2,436.00
			Estimated Tax	\$0.00
			Job Total	\$2,436.00

Install (600) annuals at front entrance and round-a-bout bullnoses. Add soil, adjust irrigation as needed.

Estimates require a 50% deposit to order and schedule any approved work. Price does not include any irrigation repairs. Irrigation repairs to be billed separately on a time and material basis.

Proposed By:

Alexandra Steiner

Down to Earth

01/16/2026

Date

Agreed & Accepted By:

Signed by:

Rollamay Turkoane

1E3BE9E795D0415

Inframark

1/16/2026

Date

Estimates require a 50% deposit to order and schedule any approved work. The remaining invoice balance is due upon receipt. Pricing on this proposal is good for 30 days from the date created. Actual irrigation repairs will be billed at our standard labor rate plus materials. Any loss or damage from theft, tampering, vandalism, drainage, soil conditions, salt, frost, wildlife, pests, disease, lack of proper maintenance, or acts of God are excluded from this warranty. Additionally, anything underground that cannot be marked by "No Cuts", if damaged, is not covered in the above proposal. Unless specifically quoted, this job only includes an irrigation check. If irrigation services are required, an additional bid will be submitted. If the additional bid is not accepted, DTE is not responsible for loss of materials installed. This proposal is subject to our Terms & Conditions at <https://dtelandscape.com/terms-and-conditions/>.



Down to Earth Landscape & Irrigation

PO Box 72701
Cleveland, Ohio 44192-0002
(321) 263-2700

Estimate: #138320

Customer Address

Inframark
Jayna Cooper
2005 Pan Am Circle Suite 300
Tampa, Florida 33604
Jayna.Cooper@inframark.com
813-608-8242

Billing Address

Jayna Cooper
Inframark
2005 Pan Am Circle Suite 300
Tampa, FL 33604

Physical Job Address

Berry Bay CDD
4969 Eagle Rock Dr
Wimauma, FL 33589

Job

Winter Annuals - Jan 2026

Estimated Job Start Date

February 9, 2026

Proposed By

Alexandra Steiner

Due Date

<u>Estimate Details</u>				
Description of Services & Materials	Unit	Quantity	Rate	Amount
Tree/Plant Installation				
Site Prep, Removal, & Disposal (E)				\$170.00
Annuals	4"	650	\$2.50	\$1,625.00
Comand Scape Planting Mix	Cubic Yard	1	\$133.50	\$133.50
Install Kit - 4" / 4.5" Annuals-plant (E)				\$422.50
Irrigation Installation				
Irrigation Labor (Hide)				\$85.00
			Subtotal	\$2,436.00
			Estimated Tax	\$0.00
			Job Total	\$2,436.00

Install (600) annuals at front entrance and round-a-bout bullnoses. Add soil, adjust irrigation as needed.

Estimates require a 50% deposit to order and schedule any approved work. Price does not include any irrigation repairs. Irrigation repairs to be billed separately on a time and material basis.

Proposed By:

Alexandra Steiner

Down to Earth

01/16/2026

Date

Agreed & Accepted By:

Signed by:

Kollamay Turkoane

1E3BE9E795D0415

1/16/2026

Inframark

Date

Estimates require a 50% deposit to order and schedule any approved work. The remaining invoice balance is due upon receipt. Pricing on this proposal is good for 30 days from the date created. Actual irrigation repairs will be billed at our standard labor rate plus materials. Any loss or damage from theft, tampering, vandalism, drainage, soil conditions, salt, frost, wildlife, pests, disease, lack of proper maintenance, or acts of God are excluded from this warranty. Additionally, anything underground that cannot be marked by "No Cuts", if damaged, is not covered in the above proposal. Unless specifically quoted, this job only includes an irrigation check. If irrigation services are required, an additional bid will be submitted. If the additional bid is not accepted, DTE is not responsible for loss of materials installed. This proposal is subject to our Terms & Conditions at <https://dtelandscape.com/terms-and-conditions/>.



INVOICE

Invoice Number 2517864
Invoice Date February 3, 2026
Customer Number 156811
Project Number 238202115

Bill To

Berry Bay Community
 Development District
 Accounts Payable
 c/o Inframark
 210 North University Drive, Suite
 702
 Coral Springs FL 33071
 United States

EFT/ACH Remit To (Preferred)

Stantec Consulting Services Inc. (SCSI)
 Bank of America
 ABA No. : 111000012
 Account No: 3752096026
 Email Remittance: eft@stantec.com

Alternative Remit To

Stantec Consulting Services Inc.
 (SCSI)
 13980 Collections Center Drive
 Chicago IL 60693
 United States
 Federal Tax ID
 11-2167170

Project Description: Berry Bay CDD

Stantec Project Manager:	Stewart, Tonja L
Authorization Amount:	\$15,115.00
Authorization Previously Billed:	\$6,789.50
Authorization Budget Remaining:	\$7,408.00
Authorization Billed to Date:	\$7,707.00
Current Invoice Due:	\$632.50
For Period Ending:	February 3, 2026

Email Invoice: InframarkCMS@payableslockbox.com
CC: michael.perez@inframark.com

Net Due in 30 Days or in accordance with terms of the contract

Stantec will not change our banking information. If you receive a request noting our banking information has changed, please contact your Stantec Project Manager

INVOICE

Invoice Number

2517864

Project Number

238202115

Top Task 2026

2026 FY General Consulting Services

Professional Services

Billing Level	Date	Hours	Rate	Current Amount
Level 09				
Nurse, Vanessa M	2025-12-08	0.25	183.00	45.75
Nurse, Vanessa M	2025-12-09	0.25	183.00	45.75
Nurse, Vanessa M	2025-12-15	2.00	183.00	366.00
Nurse, Vanessa M	2026-01-05	0.50	190.00	95.00
		3.00		552.50
Level 14				
Stewart, Tonja L	2025-12-18	1.00	240.00	240.00
Stewart, Tonja L	2026-01-07	0.50	250.00	125.00
		1.50		365.00
Professional Services Subtotal		4.50		917.50

Top Task 2026 Total

917.50

Total Fees & Disbursements

\$632.50

INVOICE TOTAL (USD)

\$632.50

Billing Backup

Date	Project	Task	Employee/Supplier	Quantity	Bill Rate	Bill Amount	Comment	AP Ref. #
2025-12-08	238202115	2026	NURSE, VANESSA M	0.25	183.00	45.75	RESEARCH RE: PREVIOUS PUBLIC FACILITIES REPORT(S) AND MAPPING STATUS	
2025-12-09	238202115	2026	NURSE, VANESSA M	0.25	183.00	45.75	RESEARCH RE: WASHOUT WITHIN RIGHT-OF-WAY	
2025-12-15	238202115	2026	NURSE, VANESSA M	2.00	183.00	366.00	PREPARED PUBLIC FACILITIES REPORT & SENT OUT MAPPING STATUS UPDATE	
2025-12-18	238202115	2026	STEWART, TONJA L	1.00	240.00	240.00	FOLLOW UP REGARDING CDD MEETING	
2026-01-05	238202115	2026	NURSE, VANESSA M	0.50	190.00	95.00	UPDATED CLIENT RE: DEPRESSION ALONG BERRY GROVE BLVD.	
2026-01-07	238202115	2026	STEWART, TONJA L	0.50	250.00	125.00	PFR, MAPPING, HB7013 INFO UPDATE TO JAYNA	
2026-01-09	238202115	2025		(285.00)	1.00	(285.00)	CREDIT	
Total subTask 2026				4.50		632.50		
Total Top Task 2026				4.50		632.50		
Total Project 238202115				4.50		632.50		



Hillsborough County Florida

CUSTOMER NAME BERRY BAY CDD	ACCOUNT NUMBER 1356327985	BILL DATE 02/17/2026	DUE DATE 03/10/2026
---------------------------------------	-------------------------------------	--------------------------------	-------------------------------

Service Address: 5380 NIGHT TIDE LN

S-Page 1 of 1

METER NUMBER	PREVIOUS DATE	PREVIOUS READ	PRESENT DATE	PRESENT READ	CONSUMPTION	READ TYPE	METER DESCRIPTION
701329402	01/19/2026	876137	02/16/2026	882577	6440 GAL	ACTUAL	WATER

Service Address Charges

Customer Service Charge	\$6.54
Purchase Water Pass-Thru	\$19.45
Water Base Charge	\$22.68
Water Usage Charge	\$7.21
Sewer Base Charge	\$54.88
Sewer Usage Charge	\$45.53

Summary of Account Charges

Previous Balance	\$193.13
Net Payments - Thank You	-\$193.13
Total Account Charges	\$156.29
AMOUNT DUE	\$156.29

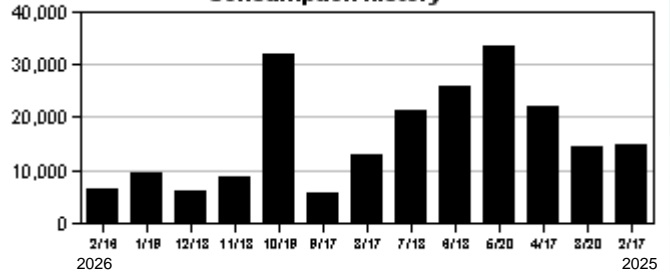
Important Message

Do you know your allowed watering day and hours? Recent restrictions have changed schedules for most customers to one day per week. Check yours by using the address lookup tool at HCFL.gov/WaterRestrictions or call (813) 275-7094 for a recorded summary.

Notice

* DO NOT PAY * YOU ARE ENROLLED IN OUR AUTO PAY PROGRAM. THE TOTAL AMOUNT OF THIS BILL WILL BE DEDUCTED FROM YOUR BANK ACCOUNT 7 DAYS FROM THE BILLING DATE. IF YOU HAVE A DISPUTE, PLEASE CALL (813) 272-6680 PRIOR TO THAT DATE.

Consumption History



Hillsborough County Florida

Make checks payable to: **BOCC**

ACCOUNT NUMBER: 1356327985



ELECTRONIC PAYMENTS BY CHECK OR

Automated Payment Line: (813) 307-1000
Internet Payments: HCFL.gov/WaterBill
Additional Information: HCFL.gov/Water



THANK YOU!



BERRY BAY CDD
2005 PAN AM CIR STE 300
TAMPA FL 33607-6008

426 0

DUE DATE	03/10/2026
Auto Pay Scheduled DO NOT PAY	



0013563279853 00000156299



BERRY BAY COMMUNITY DEVELOPMENT DISTRICT
 C/O MERITUS CORP
 2005 PAN AM CIR, STE 300
 TAMPA, FL 33607-6008

Statement Date: February 05, 2026

Amount Due: \$11,138.71

Due Date: February 19, 2026

Account #: 321000026104

DO NOT PAY. Your account will be drafted on February 19, 2026

Your Locations With The Highest Usage


5161 PLUMERIA DR,
 WIMAUMA, FL 33598 **3,792 KWH**

Account Summary

Previous Amount Due	\$10,829.13
Payment(s) Received Since Last Statement	-\$10,829.13
<hr/>	
Credit Balance After Payments and Credits	\$0.00
Current Month's Charges	\$11,138.71
<hr/>	
Amount Due by February 19, 2026	\$11,138.71

Amount not paid by due date may be assessed a late payment charge and an additional deposit.

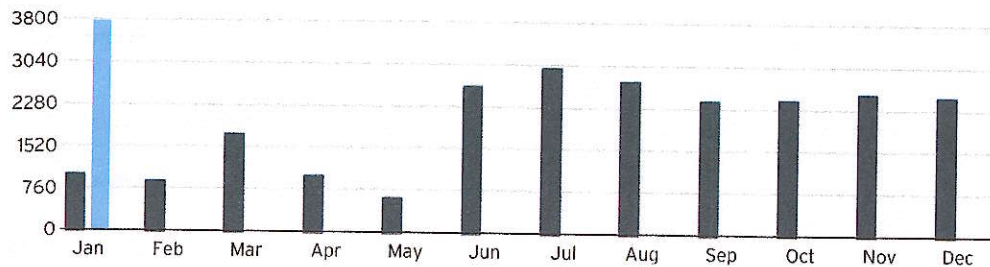
Scan here to interact with your bill online.



DOWNED IS DANGEROUS!
 If you see a downed power line, move a safe distance away and call 911.
 Visit TampaElectric.com/Safety for more safety tips.

00000013-000070-Page 1 of 14

Monthly Usage (kWh)



Learn about your newly redesigned bill and get deeper insights about your usage by visiting TECOaccount.com



To ensure prompt credit, please return stub portion of this bill with your payment.

Account #: 321000026104

Due Date: February 19, 2026

Pay your bill online at TampaElectric.com

See reverse side of your paystub for more ways to pay.

Go Paperless, Go Green! Visit TampaElectric.com/Paperless to enroll now.

Amount Due: \$11,138.71

Payment Amount: \$ _____

700500003665

Your account will be drafted on February 19, 2026

00000013 FTECO502052622580410 00000 01 00000000 13 007

BERRY BAY COMMUNITY DEVELOPMENT DISTRICT
 C/O MERITUS CORP
 2005 PAN AM CIR, STE 300
 TAMPA, FL 33607-2359

Mail payment to:
 TECO
 P.O. BOX 31318
 TAMPA, FL 33631-3318

Make check payable to: TECO
 Please write your account number on the memo line of your check.

Summary of Charges by Service Address

Account Number: 321000026104

Energy Usage From Last Month

Increased
 Same
 Decreased

Service Address: US HWY 301 S, WIMAUMA, FL 33598

Sub-Account Number: 211026770647

Amount: \$1,354.19

Service Address: US HWY 301 AND SAFFOLD RD PH2, WIMAUMA, FL 33598

Sub-Account Number: 221008266993

Amount: \$2,169.70

Service Address: US HWY 301 AND SAFFOLD RD PH 1, WIMAUMA, FL 33598

Sub-Account Number: 221008339733

Amount: \$1,051.15

Service Address: SAFFOLD RD AND US HWY 301 S, WIMAUMA, FL 33598

Sub-Account Number: 221008339741

Amount: \$518.42

Service Address: US HWY 301 S VILLAGE K, WIMAUMA, FL 33598

Sub-Account Number: 221008339758

Amount: \$699.42

Service Address: US HWY 301 S VILLAGE M, WIMAUMA, FL 33598

Sub-Account Number: 221008339766

Amount: \$1,492.08

Service Address: US HWY 301 S VILLAGE E, WIMAUMA, FL 33598

Sub-Account Number: 221008348866

Amount: \$466.27

Continued on next page →

For more information about your bill and understanding your charges, please visit TampaElectric.com

Ways To Pay Your Bill



Bank Draft

Visit TECOaccount.com for free recurring or one time payments via checking or savings account.



In-Person

Find list of Payment Agents at TampaElectric.com



Mail A Check

Payments:
TECO
P.O. Box 31318
Tampa, FL 33631-3318
Mail your payment in the enclosed envelope.



Credit or Debit Card

Pay by credit Card using KUBRA EZ-Pay at TECOaccount.com. Convenience fee will be charged.



Phone

Toll Free: **866-689-6469**

All Other

Correspondences:
Tampa Electric
P.O. Box 111
Tampa, FL 33601-0111

Contact Us

Online:

TampaElectric.com

Phone:

Commercial Customer Care:
866-832-6249

Residential Customer Care:

813-223-0800 (Hillsborough)
863-299-0800 (Polk County)
888-223-0800 (All Other Counties)

Hearing Impaired/TTY:

7-1-1

Power Outage:

877-588-1010

Energy-Saving Programs:

813-275-3909

Please Note: If you choose to pay your bill at a location not listed on our website or provided by Tampa Electric, you are paying someone who is not authorized to act as a payment agent at Tampa Electric. You bear the risk that this unauthorized party will relay the payment to Tampa Electric and do so in a timely fashion. Tampa Electric is not responsible for payments made to unauthorized agents, including their failure to deliver or timely deliver the payment to us. Such failures may result in late payment charges to your account or service disconnection.

00000013-0000070-Page 2 of 14

Summary of Charges by Service Address

Account Number: 321000026104

Energy Usage From Last Month

Increased Same Decreased

Service Address: US HWY 301 S VILLAGE L, WIMAUMA, FL 33598

Sub-Account Number: 221008348874

Amount: \$1,492.08

Service Address: US HWY 301 S VILLAGE G, WIMAUMA, FL 33598

Sub-Account Number: 221008439970

Amount: \$1,258.94

Service Address: 5161 PLUMERIA DR, WIMAUMA, FL 33598

Sub-Account Number: 221008657597

Meter	Read Date	Current	-	Previous	=	Total Used	Multiplier	Billing Period	Amount
1000861704	01/08/2026	41,275		37,483		3,792 kWh	1	31 Days	\$636.46
									<input checked="" type="checkbox"/> 51.9%

Total Current Month's Charges

\$11,138.71

00000013-0000071-Page 3 of 14





Sub-Account #: 211026770647
Statement Date: 02/02/2026

Service Address: US HWY 301 S, WIMAUMA, FL 33598

Service Period: 12/09/2025 - 01/08/2026

Rate Schedule: Lighting Service

Charge Details



Electric Charges

Lighting Service Items LS-1 (Bright Choices) for 31 days

Lighting Energy Charge	171 kWh @ \$0.03411/kWh	\$5.83
Fixture & Maintenance Charge	9 Fixtures	\$149.49
Lighting Pole / Wire	42 Poles	\$1189.44
Lighting Fuel Charge	171 kWh @ \$0.03452/kWh	\$5.90
Storm Protection Charge	171 kWh @ \$0.00574/kWh	\$0.98
Clean Energy Transition Mechanism	171 kWh @ \$0.00043/kWh	\$0.07
Storm Surcharge	171 kWh @ \$0.01230/kWh	\$2.10
Florida Gross Receipt Tax		\$0.38

Lighting Charges

\$1,354.19

Current Month's Electric Charges

\$1,354.19

Billing information continues on next page →

00000013-0000071-Page 4 of 14



Sub-Account #: 221008266993
Statement Date: 02/02/2026

Service Address: US HWY 301 AND SAFFOLD RD PH2, WIMAUMA, FL 33598

Service Period: 12/06/2025 - 01/07/2026

Rate Schedule: Lighting Service

Charge Details

⚡ Electric Charges		
Lighting Service Items LS-1 (Bright Choices) for 33 days		
Lighting Energy Charge	1665 kWh @ \$0.03411/kWh	\$56.79
Fixture & Maintenance Charge	45 Fixtures	\$541.80
Lighting Pole / Wire	45 Poles	\$1479.15
Lighting Fuel Charge	1665 kWh @ \$0.03452/kWh	\$57.48
Storm Protection Charge	1665 kWh @ \$0.00574/kWh	\$9.56
Clean Energy Transition Mechanism	1665 kWh @ \$0.00043/kWh	\$0.72
Storm Surcharge	1665 kWh @ \$0.01230/kWh	\$20.48
Florida Gross Receipt Tax		\$3.72
Lighting Charges		\$2,169.70

Current Month's Electric Charges \$2,169.70

Billing information continues on next page →

00000013-0000072-Page 5 of 14






Sub-Account #: 221008339733
Statement Date: 02/02/2026

Service Address: US HWY 301 AND SAFFOLD RD PH 1, WIMAUMA, FL 33598

Service Period: 12/06/2025 - 01/07/2026

Rate Schedule: Lighting Service

Charge Details

 Electric Charges		
Lighting Service Items LS-1 (Bright Choices) for 33 days		
Lighting Energy Charge	982 kWh @ \$0.03411/kWh	\$33.50
Fixture & Maintenance Charge	28 Fixtures	\$350.83
Lighting Pole / Wire	28 Poles	\$612.59
Lighting Fuel Charge	982 kWh @ \$0.03452/kWh	\$33.90
Storm Protection Charge	982 kWh @ \$0.00574/kWh	\$5.64
Clean Energy Transition Mechanism	982 kWh @ \$0.00043/kWh	\$0.42
Storm Surcharge	982 kWh @ \$0.01230/kWh	\$12.08
Florida Gross Receipt Tax		\$2.19
Lighting Charges		\$1,051.15

Current Month's Electric Charges **\$1,051.15**

Billing information continues on next page →

00000013-0000072-Page 6 of 14



Sub-Account #: 221008339741
Statement Date: 02/02/2026

Service Address: SAFFOLD RD AND US HWY 301 S, WIMAUMA, FL 33598

Service Period: 12/09/2025 - 01/08/2026

Rate Schedule: Lighting Service

Charge Details

⚡ Electric Charges		
Lighting Service Items LS-1 (Bright Choices) for 31 days		
Lighting Energy Charge	270 kWh @ \$0.03411/kWh	\$9.21
Fixture & Maintenance Charge	10 Fixtures	\$211.10
Lighting Pole / Wire	10 Poles	\$283.20
Lighting Fuel Charge	270 kWh @ \$0.03452/kWh	\$9.32
Storm Protection Charge	270 kWh @ \$0.00574/kWh	\$1.55
Clean Energy Transition Mechanism	270 kWh @ \$0.00043/kWh	\$0.12
Storm Surcharge	270 kWh @ \$0.01230/kWh	\$3.32
Florida Gross Receipt Tax		\$0.60
Lighting Charges		\$518.42

Current Month's Electric Charges \$518.42

Billing information continues on next page →

00000013-0000073-Page 7 of 14





Sub-Account #: 221008339758
Statement Date: 02/02/2026

Service Address: US HWY 301 S VILLAGE K, WIMAUMA, FL 33598

Service Period: 12/06/2025 - 01/07/2026

Rate Schedule: Lighting Service

Charge Details



Electric Charges

Lighting Service Items LS-1 (Bright Choices) for 33 days

Lighting Energy Charge	285 kWh @ \$0.03411/kWh	\$9.72
Fixture & Maintenance Charge	15 Fixtures	\$249.15
Lighting Pole / Wire	15 Poles	\$424.80
Lighting Fuel Charge	285 kWh @ \$0.03452/kWh	\$9.84
Storm Protection Charge	285 kWh @ \$0.00574/kWh	\$1.64
Clean Energy Transition Mechanism	285 kWh @ \$0.00043/kWh	\$0.12
Storm Surcharge	285 kWh @ \$0.01230/kWh	\$3.51
Florida Gross Receipt Tax		\$0.64
Lighting Charges		\$699.42

Current Month's Electric Charges \$699.42

Billing information continues on next page →

00000013-0000073-Page 8 of 14



Sub-Account #: 221008339766
Statement Date: 02/02/2026

Service Address: US HWY 301 S VILLAGE M, WIMAUMA, FL 33598

Service Period: 12/06/2025 - 01/07/2026

Rate Schedule: Lighting Service

Charge Details

⚡ Electric Charges		
Lighting Service Items LS-1 (Bright Choices) for 33 days		
Lighting Energy Charge	608 kWh @ \$0.03411/kWh	\$20.74
Fixture & Maintenance Charge	32 Fixtures	\$531.52
Lighting Pole / Wire	32 Poles	\$906.24
Lighting Fuel Charge	608 kWh @ \$0.03452/kWh	\$20.99
Storm Protection Charge	608 kWh @ \$0.00574/kWh	\$3.49
Clean Energy Transition Mechanism	608 kWh @ \$0.00043/kWh	\$0.26
Storm Surcharge	608 kWh @ \$0.01230/kWh	\$7.48
Florida Gross Receipt Tax		\$1.36
Lighting Charges		\$1,492.08

Current Month's Electric Charges \$1,492.08

Billing information continues on next page →

00000013-0000074-Page 9 of 14





Sub-Account #: 221008348866
Statement Date: 02/02/2026

Service Address: US HWY 301 S VILLAGE E, WIMAUMA, FL 33598

Service Period: 12/09/2025 - 01/08/2026

Rate Schedule: Lighting Service

Charge Details



Electric Charges

Lighting Service Items LS-1 (Bright Choices) for 31 days

Lighting Energy Charge	190 kWh @ \$0.03411/kWh	\$6.48
Fixture & Maintenance Charge	10 Fixtures	\$166.10
Lighting Pole / Wire	10 Poles	\$283.20
Lighting Fuel Charge	190 kWh @ \$0.03452/kWh	\$6.56
Storm Protection Charge	190 kWh @ \$0.00574/kWh	\$1.09
Clean Energy Transition Mechanism	190 kWh @ \$0.00043/kWh	\$0.08
Storm Surcharge	190 kWh @ \$0.01230/kWh	\$2.34
Florida Gross Receipt Tax		\$0.42

Lighting Charges **\$466.27**

Current Month's Electric Charges **\$466.27**

Billing information continues on next page →

00000013-0000074-Page 10 of 14



Sub-Account #: 221008348874
Statement Date: 02/02/2026

Service Address: US HWY 301 S VILLAGE L, WIMAUMA, FL 33598

Service Period: 12/09/2025 - 01/08/2026

Rate Schedule: Lighting Service

Charge Details

⚡ Electric Charges		
Lighting Service Items LS-1 (Bright Choices) for 31 days		
Lighting Energy Charge	608 kWh @ \$0.03411/kWh	\$20.74
Fixture & Maintenance Charge	32 Fixtures	\$531.52
Lighting Pole / Wire	32 Poles	\$906.24
Lighting Fuel Charge	608 kWh @ \$0.03452/kWh	\$20.99
Storm Protection Charge	608 kWh @ \$0.00574/kWh	\$3.49
Clean Energy Transition Mechanism	608 kWh @ \$0.00043/kWh	\$0.26
Storm Surcharge	608 kWh @ \$0.01230/kWh	\$7.48
Florida Gross Receipt Tax		\$1.36
Lighting Charges		\$1,492.08

Current Month's Electric Charges \$1,492.08

Billing information continues on next page →

00000013-0000075-Page 11 of 14





Sub-Account #: 221008439970
Statement Date: 02/02/2026

Service Address: US HWY 301 S VILLAGE G, WIMAUMA, FL 33598

Service Period: 12/09/2025 - 01/08/2026

Rate Schedule: Lighting Service

Charge Details



Electric Charges

Lighting Service Items LS-1 (Bright Choices) for 31 days

Lighting Energy Charge	513 kWh @ \$0.03411/kWh	\$17.50
Fixture & Maintenance Charge	27 Fixtures	\$448.47
Lighting Pole / Wire	27 Poles	\$764.64
Lighting Fuel Charge	513 kWh @ \$0.03452/kWh	\$17.71
Storm Protection Charge	513 kWh @ \$0.00574/kWh	\$2.94
Clean Energy Transition Mechanism	513 kWh @ \$0.00043/kWh	\$0.22
Storm Surcharge	513 kWh @ \$0.01230/kWh	\$6.31
Florida Gross Receipt Tax		\$1.15
Lighting Charges		\$1,258.94

Current Month's Electric Charges

\$1,258.94

Billing information continues on next page →

00000013-0000075-Page 12 of 14



Sub-Account #: 221008657597
Statement Date: 02/02/2026

Service Address: 5161 PLUMERIA DR, WIMAUMA, FL 33598

Meter Read

Meter Location: IRRIGATION

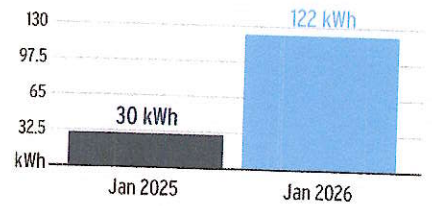
Service Period: 12/09/2025 - 01/08/2026

Rate Schedule: General Service - Non Demand

Meter Number	Read Date	Current Reading	Previous Reading	=	Total Used	Multiplier	Billing Period
1000861704	01/08/2026	41,275	37,483		3,792 kWh	1	31 Days

Charge Details

Avg kWh Used Per Day



Electric Charges		
Daily Basic Service Charge	31 days @ \$0.66000	\$20.46
Energy Charge	3,792 kWh @ \$0.09202/kWh	\$348.94
Fuel Charge	3,792 kWh @ \$0.03516/kWh	\$133.33
Storm Protection Charge	3,792 kWh @ \$0.00568/kWh	\$21.54
Clean Energy Transition Mechanism	3,792 kWh @ \$0.00418/kWh	\$15.85
Storm Surcharge	3,792 kWh @ \$0.02121/kWh	\$80.43
Florida Gross Receipt Tax		\$15.91
Electric Service Cost		\$636.46

Current Month's Electric Charges \$636.46

Total Current Month's Charges \$11,138.71

00000013-0000076-Page 13 of 14

[Redacted]

[Redacted]

[Redacted]

[Redacted]

[Redacted]

[Redacted]



BERRY BAY COMMUNITY DEVELOPMENT DISTRICT
 C/O MERITUS CORP
 BERRY GROVE BLVD AND US HWY 301
 WIMAUMA, FL 33598

Statement Date: February 11, 2026

Amount Due: \$1,492.08

Due Date: March 04, 2026

Account #: 221009389422

DO NOT PAY. Your account will be drafted on March 04, 2026

Account Summary

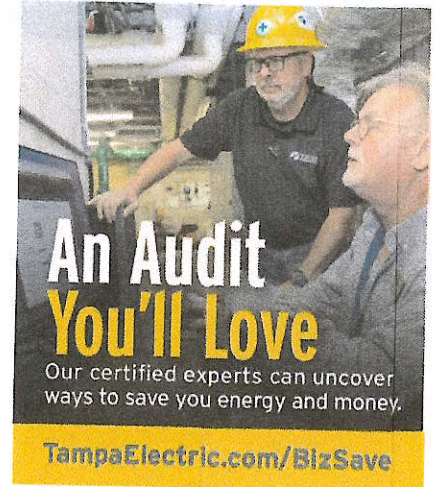
Current Service Period: January 08, 2026 - February 05, 2026	
Previous Amount Due	\$1,492.08
Payment(s) Received Since Last Statement	-\$1,492.08
Current Month's Charges	\$1,492.08
Amount Due by March 04, 2026	\$1,492.08

Amount not paid by due date may be assessed a late payment charge and an additional deposit.



Scan here to view your account online.

00003789-0008437-Page 1 of 4



Learn about your newly redesigned bill and get deeper insights about your usage by visiting TECOaccount.com



To ensure prompt credit, please return stub portion of this bill with your payment.

Account #: 221009389422

Due Date: March 04, 2026

Pay your bill online at TampaElectric.com

See reverse side of your paystub for more ways to pay.

Go Paperless, Go Green! Visit TampaElectric.com/Paperless to enroll now.

Amount Due: \$1,492.08

Payment Amount: \$ _____

679779416010

Your account will be drafted on March 04, 2026

00003789 FTECO102122600004910 00000 02 00000000 10693 002

BERRY BAY COMMUNITY DEVELOPMENT DISTRICT
 C/O MERITUS CORP
 2005 PAN AM CIR, STE 300
 TAMPA, FL 33607-6008

Mail payment to:
 TECO
 P.O. BOX 31318
 TAMPA, FL 33631-3318

Make check payable to: TECO
 Please write your account number on the memo line of your check.



Service For:
 BERRY GROVE BLVD AND US HWY 301
 WIMAUMA, FL 33598

Account #: 221009389422
 Statement Date: February 11, 2026
 Charges Due: March 04, 2026

Service Period: Jan 08, 2026 - Feb 05, 2026

Rate Schedule: Lighting Service

Charge Details

Important Messages

Quarterly Fuel Source Update
 Tampa Electric's fuel mix for the 12-month period ending December 2025 includes 78% natural gas, 11% solar, 11% purchased power and 0% coal.

Electric Charges		
Lighting Service Items LS-1 (Bright Choices) for 29 days		
Lighting Energy Charge	608 kWh @ \$0.03411/kWh	\$20.74
Fixture & Maintenance Charge	32 Fixtures	\$531.52
Lighting Pole / Wire	32 Poles	\$906.24
Lighting Fuel Charge	608 kWh @ \$0.03452/kWh	\$20.99
Storm Protection Charge	608 kWh @ \$0.00574/kWh	\$3.49
Clean Energy Transition Mechanism	608 kWh @ \$0.00043/kWh	\$0.26
Storm Surcharge	608 kWh @ \$0.01230/kWh	\$7.48
Florida Gross Receipt Tax		\$1.36
Lighting Charges		\$1,492.08

Total Current Month's Charges \$1,492.08

00003789-0008437-Page 2 of 4

For more information about your bill and understanding your charges, please visit TampaElectric.com

Ways To Pay Your Bill

- Bank Draft**
Visit TECOaccount.com for free recurring or one time payments via checking or savings account.
- In-Person**
Find list of Payment Agents at TampaElectric.com
- Mail A Check**
Payments:
TECO
P.O. Box 31318
Tampa, FL 33631-3318
Mail your payment in the enclosed envelope.
- Credit or Debit Card**
Pay by credit Card using KUBRA EZ-Pay at TECOaccount.com. Convenience fee will be charged.
- Phone**
Toll Free: **866-689-6469**
- All Other Correspondences:**
Tampa Electric
P.O. Box 111
Tampa, FL 33601-0111

Contact Us

- Online:** TampaElectric.com
- Phone:**
Commercial Customer Care: 866-832-6249
Residential Customer Care: 813-223-0800 (Hillsborough)
863-299-0800 (Polk County)
888-223-0800 (All Other Counties)
- Hearing Impaired/TTY:** 7-1-1
- Power Outage:** 877-588-1010
- Energy-Saving Programs:** 813-275-3909

Please Note: If you choose to pay your bill at a location not listed on our website or provided by Tampa Electric, you are paying someone who is not authorized to act as a payment agent at Tampa Electric. You bear the risk that this unauthorized party will relay the payment to Tampa Electric and do so in a timely fashion. Tampa Electric is not responsible for payments made to unauthorized agents, including their failure to deliver or timely deliver the payment to us. Such failures may result in late payment charges to your account or service disconnection.



BERRY BAY COMMUNITY DEVELOPMENT DISTRICT
C/O MERITUS CORP
BERRY BAY PH6 CR 579
WIMAUMA, FL 33598


Statement Date: December 12, 2025

Amount Due:	\$284.04
Due Date:	January 02, 2026
Account #:	221009493786

Account Summary

Current Service Period: November 07, 2025 - December 08, 2025	
Previous Amount Due	\$0.00
Payment(s) Received Since Last Statement	\$0.00
Current Month's Charges	\$284.04
Amount Due by January 02, 2026	\$284.04

Amount not paid by due date may be assessed a late payment charge and an additional deposit.



Scan here to view your account online.



Learn about your newly redesigned bill and get deeper insights about your usage by visiting TECOaccount.com



To ensure prompt credit, please return stub portion of this bill with your payment.

 **Pay your bill online at TampaElectric.com**
See reverse side of your paystub for more ways to pay.

Go Paperless, Go Green! Visit TampaElectric.com/Paperless to enroll now.

Account #: 221009493786
Due Date: January 02, 2026

Amount Due:	\$284.04
Payment Amount:	\$ _____

608174734620

BERRY BAY COMMUNITY DEVELOPMENT DISTRICT
C/O MERITUS CORP
2005 PAN AM CIR, STE 300
TAMPA, FL 33607-6008

Mail payment to:
TECO
P.O. BOX 31318
TAMPA, FL 33631-3318

Make check payable to: TECO
Please write your account number on the memo line of your check.

6081747346202210094937860000000284041




Service For:
 BERRY BAY PH6 CR 579
 WIMAUMA, FL 33598

Account #: 221009493786
Statement Date: December 12, 2025
Charges Due: January 02, 2026

Service Period: Nov 07, 2025 - Dec 08, 2025

Rate Schedule: Lighting Service

Charge Details

	Electric Charges for 20 days		
	Lighting Energy Charge	108 kWh @ \$0.03412/kWh	\$3.68
	Fixture & Maintenance Charge	28 Fixtures	\$94.12
	Lighting Pole / Wire	28 Poles	\$160.48
	Lighting Fuel Charge	108 kWh @ \$0.03363/kWh	\$3.63
	Storm Protection Charge	108 kWh @ \$0.00559/kWh	\$0.60
	Clean Energy Transition Mechanism	108 kWh @ \$0.00043/kWh	\$0.05
	Storm Surcharge	108 kWh @ \$0.01230/kWh	\$1.33
	Florida Gross Receipt Tax		\$0.24
	State Tax		\$19.91
	Lighting Charges		\$284.04

Total Current Month's Charges \$284.04

Important Messages

Struggling to keep up with your energy bill?

We have options to help when you need it most. Visit TampaElectric.com/PayAssist to explore resources and get started.

Important Outdoor Lighting Rate Information

Beginning in January 2026, updated rates will take effect based on the Florida Public Service Commission's November 2025 approval. View rates for lighting fixtures and poles at TampaElectric.com/RateCommunications.

For more information about your bill and understanding your charges, please visit TampaElectric.com

Ways To Pay Your Bill



Bank Draft

Visit TECOaccount.com for free recurring or one time payments via checking or savings account.



In-Person

Find list of Payment Agents at TampaElectric.com



Mail A Check

Payments:
 TECO
 P.O. Box 31318
 Tampa, FL 33631-3318
 Mail your payment in the enclosed envelope.



Credit or Debit Card

Pay by credit Card using KUBRA EZ-Pay at TECOaccount.com. Convenience fee will be charged.



Phone

Toll Free: **866-689-6469**

All Other

Correspondences:
 Tampa Electric
 P.O. Box 111
 Tampa, FL 33601-0111

Contact Us

Online:
TampaElectric.com

Phone:
Commercial Customer Care:
 866-832-6249

Residential Customer Care:
 813-223-0800 (Hillsborough)
 863-299-0800 (Polk County)
 888-223-0800 (All Other Counties)

Hearing Impaired/TTY:
 7-1-1

Power Outage:
 877-588-1010

Energy-Saving Programs:
 813-275-3909

Please Note: If you choose to pay your bill at a location not listed on our website or provided by Tampa Electric, you are paying someone who is not authorized to act as a payment agent at Tampa Electric. You bear the risk that this unauthorized party will relay the payment to Tampa Electric and do so in a timely fashion. Tampa Electric is not responsible for payments made to unauthorized agents, including their failure to deliver or timely deliver the payment to us. Such failures may result in late payment charges to your account or service disconnection.



BERRY BAY COMMUNITY DEVELOPMENT DISTRICT
 C/O MERITUS CORP
 BERRY BAY PH 3 JUNIPER COVE
 WIMAUMA, FL 33598

Statement Date: February 12, 2026

Amount Due: \$1,445.44

Due Date: March 05, 2026

Account #: 221008993802

DO NOT PAY. Your account will be drafted on March 05, 2026

Account Summary

Current Service Period: January 09, 2026 - February 06, 2026

Previous Amount Due	\$1,445.44
Payment(s) Received Since Last Statement	-\$1,445.44

Current Month's Charges	\$1,445.44
--------------------------------	-------------------

Amount Due by March 05, 2026	\$1,445.44
-------------------------------------	-------------------

Amount not paid by due date may be assessed a late payment charge and an additional deposit.



Scan here to view your account online.

00000037-0000829-Page 11 of 34



Learn about your newly redesigned bill and get deeper insights about your usage by visiting TECOaccount.com



To ensure prompt credit, please return stub portion of this bill with your payment.

Account #: 221008993802

Due Date: March 05, 2026

Pay your bill online at TampaElectric.com
 See reverse side of your paystub for more ways to pay.

Go Paperless, Go Green! Visit TampaElectric.com/Paperless to enroll now.

Amount Due: \$1,445.44

Payment Amount: \$ _____

614347598646

Your account will be drafted on March 05, 2026

BERRY BAY COMMUNITY DEVELOPMENT DISTRICT
 C/O MERITUS CORP
 2005 PAN AM CIR, STE 300
 TAMPA, FL 33607-6008

Mail payment to:
 TECO
 P.O. BOX 31318
 TAMPA, FL 33631-3318

Make check payable to: TECO
 Please write your account number on the memo line of your check.



Service For:
 BERRY BAY PH 3 JUNIPER COVE
 WIMAUMA, FL 33598

Account #: 221008993802
Statement Date: February 12, 2026
Charges Due: March 05, 2026

Service Period: Jan 09, 2026 - Feb 06, 2026

Rate Schedule: Lighting Service

Charge Details

Important Messages

Quarterly Fuel Source Update
 Tampa Electric's fuel mix for the 12-month period ending December 2025 includes 78% natural gas, 11% solar, 11% purchased power and 0% coal.

⚡ Electric Charges		
Lighting Service Items LS-1 (Bright Choices) for 29 days		
Lighting Energy Charge	589 kWh @ \$0.03411/kWh	\$20.09
Fixture & Maintenance Charge	31 Fixtures	\$514.91
Lighting Pole / Wire	31 Poles	\$877.92
Lighting Fuel Charge	589 kWh @ \$0.03452/kWh	\$20.33
Storm Protection Charge	589 kWh @ \$0.00574/kWh	\$3.38
Clean Energy Transition Mechanism	589 kWh @ \$0.00043/kWh	\$0.25
Storm Surcharge	589 kWh @ \$0.01230/kWh	\$7.24
Florida Gross Receipt Tax		\$1.32
Lighting Charges		\$1,445.44

Total Current Month's Charges \$1,445.44

0000037-0000829-Page 12 of 34

For more information about your bill and understanding your charges, please visit TampaElectric.com

Ways To Pay Your Bill

- Bank Draft**
 Visit TECOaccount.com for free recurring or one time payments via checking or savings account.
- In-Person**
 Find list of Payment Agents at TampaElectric.com
- Mail A Check**
Payments:
 TECO
 P.O. Box 31318
 Tampa, FL 33631-3318
 Mail your payment in the enclosed envelope.
- Credit or Debit Card**
 Pay by credit Card using KUBRA EZ-Pay at TECOaccount.com. Convenience fee will be charged.
- Phone**
 Toll Free: **866-689-6469**
- All Other Correspondences:**
 Tampa Electric
 P.O. Box 111
 Tampa, FL 33601-0111

Contact Us

- Online:** TampaElectric.com
- Phone:**
Commercial Customer Care: 866-832-6249
Residential Customer Care: 813-223-0800 (Hillsborough)
 863-299-0800 (Polk County)
 888-223-0800 (All Other Counties)
- Hearing Impaired/TTY:** 7-1-1
- Power Outage:** 877-588-1010
- Energy-Saving Programs:** 813-275-3909

Please Note: If you choose to pay your bill at a location not listed on our website or provided by Tampa Electric, you are paying someone who is not authorized to act as a payment agent at Tampa Electric. You bear the risk that this unauthorized party will relay the payment to Tampa Electric and do so in a timely fashion. Tampa Electric is not responsible for payments made to unauthorized agents, including their failure to deliver or timely deliver the payment to us. Such failures may result in late payment charges to your account or service disconnection.



BERRY BAY COMMUNITY DEVELOPMENT DISTRICT
 C/O MERITUS CORP
 BERRY BAY PH6 CR 579
 WIMAUMA, FL 33598

Statement Date: February 12, 2026

Amount Due: \$7,056.27

Due Date: March 05, 2026

Account #: 221009493786

DO NOT PAY. Your account will be drafted on March 05, 2026

Account Summary

Current Service Period: January 09, 2026 - February 06, 2026

Previous Amount Due	\$4,391.51
Payment(s) Received Since Last Statement	-\$4,675.55
Miscellaneous Credits	-\$308.02
Credit balance after payments and credits	-\$592.06
Current Month's Charges	\$7,648.33

Amount Due by March 05, 2026 \$7,056.27

Amount not paid by due date may be assessed a late payment charge and an additional deposit.



Scan here to view your account online.



00000037-0000839-Page 31 of 34

Learn about your newly redesigned bill and get deeper insights about your usage by visiting TECOaccount.com



To ensure prompt credit, please return stub portion of this bill with your payment.

Account #: 221009493786

Due Date: March 05, 2026

Pay your bill online at TampaElectric.com
 See reverse side of your paystub for more ways to pay.

Go Paperless, Go Green! Visit TampaElectric.com/Paperless to enroll now.

Amount Due: \$7,056.27

Payment Amount: \$ _____

683483101429

Your account will be drafted on March 05, 2026

BERRY BAY COMMUNITY DEVELOPMENT DISTRICT
 C/O MERITUS CORP
 2005 PAN AM CIR, STE 300
 TAMPA, FL 33607-6008

Mail payment to:
 TECO
 P.O. BOX 31318
 TAMPA, FL 33631-3318

Make check payable to: TECO
 Please write your account number on the memo line of your check.



Service For:
 BERRY BAY PH6 CR 579
 WIMAUMA, FL 33598

Account #: 221009493786
 Statement Date: February 12, 2026
 Charges Due: March 05, 2026

Service Period: Jan 09, 2026 - Feb 06, 2026

Rate Schedule: Lighting Service

Charge Details

Important Messages

Quarterly Fuel Source Update

Tampa Electric's fuel mix for the 12-month period ending December 2025 includes 78% natural gas, 11% solar, 11% purchased power and 0% coal.

Electric Charges		
Lighting Service Items LS-1 (Bright Choices) for 29 days		
Lighting Energy Charge	4661 kWh @ \$0.03411/kWh	\$158.99
Fixture & Maintenance Charge	172 Fixtures	\$2267.48
Lighting Pole / Wire	172 Poles	\$4964.47
Lighting Fuel Charge	4661 kWh @ \$0.03452/kWh	\$160.90
Storm Protection Charge	4661 kWh @ \$0.00574/kWh	\$26.75
Clean Energy Transition Mechanism	4661 kWh @ \$0.00043/kWh	\$2.00
Storm Surcharge	4661 kWh @ \$0.01230/kWh	\$57.33
Florida Gross Receipt Tax		\$10.41
Lighting Charges		\$7,648.33

Total Current Month's Charges **\$7,648.33**

Miscellaneous Credits	
Sales Tax Credit	-\$308.02
Total Current Month's Credits	-\$308.02

00000037-0000839-Page 32 of 34

For more information about your bill and understanding your charges, please visit TampaElectric.com

Ways To Pay Your Bill

- Bank Draft**
 Visit TECOaccount.com for free recurring or one time payments via checking or savings account.
- In-Person**
 Find list of Payment Agents at TampaElectric.com
- Mail A Check**
Payments:
 TECO
 P.O. Box 31318
 Tampa, FL 33631-3318
 Mail your payment in the enclosed envelope.
- Credit or Debit Card**
 Pay by credit Card using KUBRA EZ-Pay at TECOaccount.com. Convenience fee will be charged.
- Phone**
 Toll Free: **866-689-6469**
- All Other Correspondences:**
 Tampa Electric
 P.O. Box 111
 Tampa, FL 33601-0111

Contact Us

- Online:** TampaElectric.com
- Phone:** **Commercial Customer Care:** 866-832-6249
- Residential Customer Care:** 813-223-0800 (Hillsborough)
863-299-0800 (Polk County)
888-223-0800 (All Other Counties)
- Hearing Impaired/TTY:** 7-1-1
- Power Outage:** 877-588-1010
- Energy-Saving Programs:** 813-275-3909

Please Note: If you choose to pay your bill at a location not listed on our website or provided by Tampa Electric, you are paying someone who is not authorized to act as a payment agent at Tampa Electric. You bear the risk that this unauthorized party will relay the payment to Tampa Electric and do so in a timely fashion. Tampa Electric is not responsible for payments made to unauthorized agents, including their failure to deliver or timely deliver the payment to us. Such failures may result in late payment charges to your account or service disconnection.

116



BERRY BAY COMMUNITY DEVELOPMENT DISTRICT
 C/O MERITUS CORP
 BERRY GROVE AND MARINE
 WIMAUMA, FL 33598

Statement Date: February 12, 2026

Amount Due: \$512.90

Due Date: March 05, 2026

Account #: 221008963334

DO NOT PAY. Your account will be drafted on March 05, 2026

Account Summary

Current Service Period: January 09, 2026 - February 06, 2026

Previous Amount Due	\$512.90
Payment(s) Received Since Last Statement	-\$512.90

Current Month's Charges	\$512.90
--------------------------------	-----------------

Amount Due by March 05, 2026	\$512.90
-------------------------------------	-----------------

Amount not paid by due date may be assessed a late payment charge and an additional deposit.



Scan here to view your account online.

00000037-0000825-Page 3 of 34



Learn about your newly redesigned bill and get deeper insights about your usage by visiting TECOaccount.com



To ensure prompt credit, please return stub portion of this bill with your payment.

Account #: 221008963334

Due Date: March 05, 2026

 **Pay your bill online at TampaElectric.com**
 See reverse side of your paystub for more ways to pay.

Go Paperless, Go Green! Visit TampaElectric.com/Paperless to enroll now.



Amount Due: \$512.90

Payment Amount: \$ _____

614347598644

Your account will be drafted on March 05, 2026

BERRY BAY COMMUNITY DEVELOPMENT DISTRICT
 C/O MERITUS CORP
 2005 PAN AM CIR, STE 300
 TAMPA, FL 33607-6008

Mail payment to:
 TECO
 P.O. BOX 31318
 TAMPA, FL 33631-3318

Make check payable to: TECO
 Please write your account number on the memo line of your check.



Service For:
 BERRY GROVE AND MARINE
 WIMAUMA, FL 33598

Account #: 221008963334
 Statement Date: February 12, 2026
 Charges Due: March 05, 2026

Service Period: Jan 09, 2026 - Feb 06, 2026

Rate Schedule: Lighting Service

Charge Details

Important Messages

Quarterly Fuel Source Update
 Tampa Electric's fuel mix for the 12-month period ending December 2025 includes 78% natural gas, 11% solar, 11% purchased power and 0% coal.

⚡ Electric Charges		
Lighting Service Items LS-1 (Bright Choices) for 29 days		
Lighting Energy Charge	209 kWh @ \$0.03411/kWh	\$7.13
Fixture & Maintenance Charge	11 Fixtures	\$182.71
Lighting Pole / Wire	11 Poles	\$311.52
Lighting Fuel Charge	209 kWh @ \$0.03452/kWh	\$7.21
Storm Protection Charge	209 kWh @ \$0.00574/kWh	\$1.20
Clean Energy Transition Mechanism	209 kWh @ \$0.00043/kWh	\$0.09
Storm Surcharge	209 kWh @ \$0.01230/kWh	\$2.57
Florida Gross Receipt Tax		\$0.47
Lighting Charges		\$512.90

Total Current Month's Charges \$512.90

00000037-0000825-Page 4 of 34

For more information about your bill and understanding your charges, please visit TampaElectric.com

Ways To Pay Your Bill

- Bank Draft**
 Visit TECOaccount.com for free recurring or one time payments via checking or savings account.
- In-Person**
 Find list of Payment Agents at TampaElectric.com
- Mail A Check**
Payments:
 TECO
 P.O. Box 31318
 Tampa, FL 33631-3318
 Mail your payment in the enclosed envelope.
- Credit or Debit Card**
 Pay by credit Card using KUBRA EZ-Pay at TECOaccount.com. Convenience fee will be charged.
- Phone**
 Toll Free: **866-689-6469**
- All Other Correspondences:**
 Tampa Electric
 P.O. Box 111
 Tampa, FL 33601-0111

Contact Us

- Online:** TampaElectric.com
- Phone:**
- Commercial Customer Care:** 866-832-6249
- Residential Customer Care:** 813-223-0800 (Hillsborough)
863-299-0800 (Polk County)
888-223-0800 (All Other Counties)
- Hearing Impaired/TTY:** 7-1-1
- Power Outage:** 877-588-1010
- Energy-Saving Programs:** 813-275-3909

Please Note: If you choose to pay your bill at a location not listed on our website or provided by Tampa Electric, you are paying someone who is not authorized to act as a payment agent at Tampa Electric. You bear the risk that this unauthorized party will relay the payment to Tampa Electric and do so in a timely fashion. Tampa Electric is not responsible for payments made to unauthorized agents, including their failure to deliver or timely deliver the payment to us. Such failures may result in late payment charges to your account or service disconnection.



BERRY BAY COMMUNITY DEVELOPMENT DISTRICT
 C/O MERITUS CORP
 BERRY GROVE BLVD PH2 VILLAGE F
 WIMAUMA, FL 33598

Statement Date: February 12, 2026

Amount Due: \$1,025.80

Due Date: March 05, 2026

Account #: 221008992960

DO NOT PAY. Your account will be drafted on March 05, 2026

Account Summary

Current Service Period: January 09, 2026 - February 06, 2026

Previous Amount Due	\$1,025.80
Payment(s) Received Since Last Statement	-\$1,025.80

Current Month's Charges	\$1,025.80
--------------------------------	-------------------

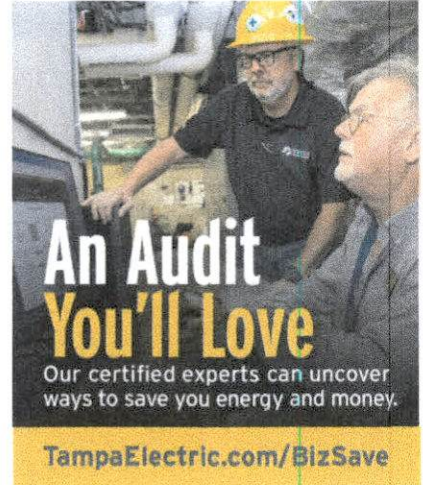
Amount Due by March 05, 2026	\$1,025.80
-------------------------------------	-------------------

Amount not paid by due date may be assessed a late payment charge and an additional deposit.



Scan here to view your account online.

00000037-0000827-Page 7 of 34



Learn about your newly redesigned bill and get deeper insights about your usage by visiting TECOaccount.com



To ensure prompt credit, please return stub portion of this bill with your payment.

Account #: 221008992960

Due Date: March 05, 2026

Pay your bill online at TampaElectric.com
 See reverse side of your paystub for more ways to pay.

Go Paperless, Go Green! Visit TampaElectric.com/Paperless to enroll now.

Amount Due: \$1,025.80

Payment Amount: \$ _____

614347598645

Your account will be drafted on March 05, 2026

BERRY BAY COMMUNITY DEVELOPMENT DISTRICT
 C/O MERITUS CORP
 2005 PAN AM CIR, STE 300
 TAMPA, FL 33607-6008

Mail payment to:
 TECO
 P.O. BOX 31318
 TAMPA, FL 33631-3318

Make check payable to: TECO
 Please write your account number on the memo line of your check.



Service For:
 BERRY GROVE BLVD PH2 VILLAGE F
 WIMAUMA, FL 33598

Account #: 221008992960
Statement Date: February 12, 2026
Charges Due: March 05, 2026

Service Period: Jan 09, 2026 - Feb 06, 2026

Rate Schedule: Lighting Service

Charge Details

Important Messages

Quarterly Fuel Source Update
 Tampa Electric's fuel mix for the 12-month period ending December 2025 includes 78% natural gas, 11% solar, 11% purchased power and 0% coal.

Electric Charges		
Lighting Service Items LS-1 (Bright Choices) for 29 days		
Lighting Energy Charge	418 kWh @ \$0.03411/kWh	\$14.26
Fixture & Maintenance Charge	22 Fixtures	\$365.42
Lighting Pole / Wire	22 Poles	\$623.04
Lighting Fuel Charge	418 kWh @ \$0.03452/kWh	\$14.43
Storm Protection Charge	418 kWh @ \$0.00574/kWh	\$2.40
Clean Energy Transition Mechanism	418 kWh @ \$0.00043/kWh	\$0.18
Storm Surcharge	418 kWh @ \$0.01230/kWh	\$5.14
Florida Gross Receipt Tax		\$0.93
Lighting Charges		\$1,025.80

Total Current Month's Charges \$1,025.80

00000037-0000827-Page 8 of 34

For more information about your bill and understanding your charges, please visit TampaElectric.com

Ways To Pay Your Bill

- 

Bank Draft
 Visit TECOaccount.com for free recurring or one time payments via checking or savings account.
- 

In-Person
 Find list of Payment Agents at TampaElectric.com
- 

Mail A Check
Payments:
 TECO
 P.O. Box 31318
 Tampa, FL 33631-3318
 Mail your payment in the enclosed envelope.
- 

Credit or Debit Card
 Pay by credit Card using KUBRA EZ-Pay at TECOaccount.com. Convenience fee will be charged.
- 

Phone
 Toll Free:
866-689-6469
- All Other Correspondences:**
 Tampa Electric
 P.O. Box 111
 Tampa, FL 33601-0111

Contact Us

- Online:** TampaElectric.com
- Phone:**
- Commercial Customer Care:** 866-832-6249
- Residential Customer Care:** 813-223-0800 (Hillsborough)
863-299-0800 (Polk County)
888-223-0800 (All Other Counties)
- Hearing Impaired/TTY:** 7-1-1
- Power Outage:** 877-588-1010
- Energy-Saving Programs:** 813-275-3909

Please Note: If you choose to pay your bill at a location not listed on our website or provided by Tampa Electric, you are paying someone who is not authorized to act as a payment agent at Tampa Electric. You bear the risk that this unauthorized party will relay the payment to Tampa Electric and do so in a timely fashion. Tampa Electric is not responsible for payments made to unauthorized agents, including their failure to deliver or timely deliver the payment to us. Such failures may result in late payment charges to your account or service disconnection.



BERRY BAY COMMUNITY DEVELOPMENT DISTRICT
 C/O MERITUS CORP
 5380 NIGHT TIDE LN
 WIMAUMA, FL 33598

Statement Date: February 12, 2026

Amount Due: \$1,456.74

Due Date: March 05, 2026

Account #: 221008893150

DO NOT PAY. Your account will be drafted on March 05, 2026

Your Energy Insight



Your average daily kWh used was **18.57% lower** than the same period last year.



Your peak billing demand was **6.45% lower** than the same period last year.

Account Summary

Current Service Period: January 09, 2026 - February 06, 2026

Previous Amount Due \$1,506.47
 Payment(s) Received Since Last Statement -\$1,506.47

Current Month's Charges \$1,456.74

Amount Due by March 05, 2026 \$1,456.74

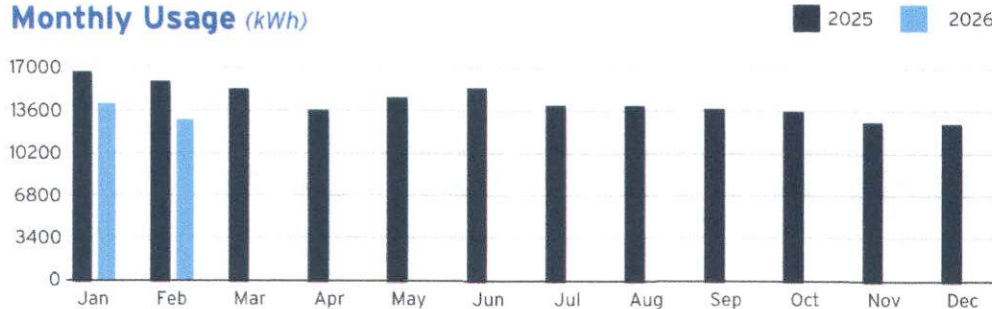
Amount not paid by due date may be assessed a late payment charge and an additional deposit.



Scan here to view your account online.

00000037-0000835-Page 23 of 34

Monthly Usage (kWh)



Learn about your newly redesigned bill and get deeper insights about your usage by visiting TECOaccount.com

An Audit You'll Love
 Our certified experts can uncover ways to save you energy and money.
TampaElectric.com/BizSave



To ensure prompt credit, please return stub portion of this bill with your payment.

Account #: 221008893150

Due Date: March 05, 2026



Pay your bill online at TampaElectric.com

See reverse side of your paystub for more ways to pay.

Go Paperless, Go Green! Visit TampaElectric.com/Paperless to enroll now.

Amount Due: \$1,456.74

Payment Amount: \$ _____

614347598643

Your account will be drafted on March 05, 2026

BERRY BAY COMMUNITY DEVELOPMENT DISTRICT
 C/O MERITUS CORP
 2005 PAN AM CIR, STE 300
 TAMPA, FL 33607-6008

Mail payment to:
 TECO
 P.O. BOX 31318
 TAMPA, FL 33631-3318

Make check payable to: TECO
 Please write your account number on the memo line of your check.



Service For:
5380 NIGHT TIDE LN
WIMAUMA, FL 33598

Account #: 221008893150
Statement Date: February 12, 2026
Charges Due: March 05, 2026

Meter Read

Service Period: Jan 09, 2026 - Feb 06, 2026

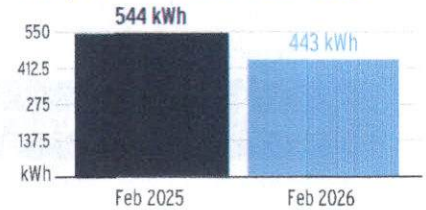
Rate Schedule: General Service Demand - Standard

Meter Number	Read Date	Current Reading	Previous Reading	Total Used	Multiplier	Billing Period
1000758597	02/06/2026	26,076	13,215	12,861 kWh	1	29 Days
1000758597	02/06/2026	28.71	0	28.71 kW	1	29 Days

Charge Details

Electric Charges		
Daily Basic Service Charge	29 days @ \$1.12000	\$32.48
Billing Demand Charge	29 kW @ \$19.06000/kW	\$552.74
Energy Charge	12,861 kWh @ \$0.00815/kWh	\$104.82
Fuel Charge	12,861 kWh @ \$0.03516/kWh	\$452.19
Capacity Charge	29 kW @ \$0.72000/kW	\$20.88
Storm Protection Charge	29 kW @ \$2.02000/kW	\$58.58
Energy Conservation Charge	29 kW @ \$0.79000/kW	\$22.91
Environmental Cost Recovery	12,861 kWh @ \$0.00072/kWh	\$9.26
Clean Energy Transition Mechanism	29 kW @ \$1.15000/kW	\$33.35
Storm Surcharge	12,861 kWh @ \$0.01035/kWh	\$133.11
Florida Gross Receipt Tax		\$36.42
Electric Service Cost		\$1,456.74

Avg kWh Used Per Day



Billing Demand (kW)



Total Current Month's Charges \$1,456.74

Load Factor



Decreasing the proportion of your electricity utilized at peak will improve your load factor.

For more information about your bill and understanding your charges, please visit TampaElectric.com

Ways To Pay Your Bill

- Bank Draft**
Visit TECOaccount.com for free recurring or one time payments via checking or savings account.
- In-Person**
Find list of Payment Agents at TampaElectric.com
- Mail A Check**
Payments:
TECO
P.O. Box 31318
Tampa, FL 33631-3318
Mail your payment in the enclosed envelope.
- Credit or Debit Card**
Pay by credit Card using KUBRA EZ-Pay at TECOaccount.com. Convenience fee will be charged.
- Phone**
Toll Free: **866-689-6469**
- All Other Correspondences:**
Tampa Electric
P.O. Box 111
Tampa, FL 33601-0111

Contact Us

- Online:** TampaElectric.com
- Phone:**
Commercial Customer Care: 866-832-6249
Residential Customer Care: 813-223-0800 (Hillsborough)
863-299-0800 (Polk County)
888-223-0800 (All Other Counties)
- Hearing Impaired/TTY:** 7-1-1
- Power Outage:** 877-588-1010
- Energy-Saving Programs:** 813-275-3909

00000037-0000835-Page 24 of 34



BERRY BAY COMMUNITY DEVELOPMENT DISTRICT
 C/O MERITUS CORP
 4812 BERRY GROVE BLVD
 WIMAUMA, FL 33598

Statement Date: February 12, 2026

Amount Due: \$27.90

Due Date: March 05, 2026

Account #: 221008882187

DO NOT PAY. Your account will be drafted on March 05, 2026

Your Energy Insight

Your average daily kWh used was **33.33% lower** than the same period last year.

Your average daily kWh used was **33.33% lower** than it was in your previous period.



Scan here to view your account online.

Account Summary

Current Service Period: January 09, 2026 - February 06, 2026

Previous Amount Due \$36.90
 Payment(s) Received Since Last Statement -\$36.90

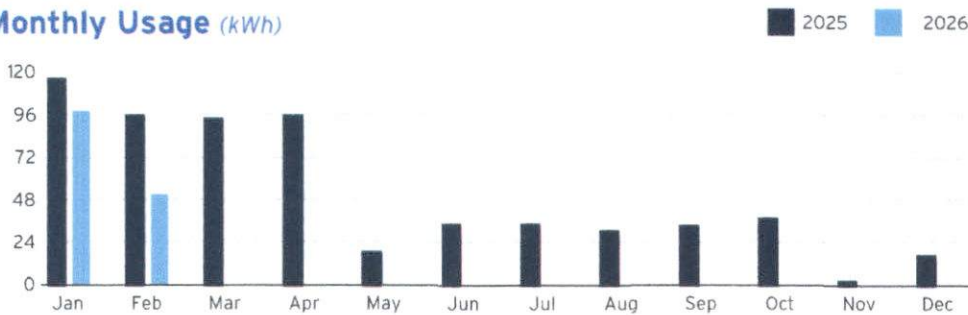
Current Month's Charges \$27.90

Amount Due by March 05, 2026 \$27.90

Amount not paid by due date may be assessed a late payment charge and an additional deposit.



Monthly Usage (kWh)



Learn about your newly redesigned bill and get deeper insights about your usage by visiting TECOaccount.com

To ensure prompt credit, please return stub portion of this bill with your payment.



Account #: 221008882187

Due Date: March 05, 2026

Pay your bill online at TampaElectric.com
 See reverse side of your paystub for more ways to pay.

Go Paperless, Go Green! Visit TampaElectric.com/Paperless to enroll now.

Amount Due: \$27.90

Payment Amount: \$ _____

614347598642

Your account will be drafted on March 05, 2026

BERRY BAY COMMUNITY DEVELOPMENT DISTRICT
 C/O MERITUS CORP
 2005 PAN AM CIR, STE 300
 TAMPA, FL 33607-6008

Mail payment to:
 TECO
 P.O. BOX 31318
 TAMPA, FL 33631-3318

Make check payable to: TECO
 Please write your account number on the memo line of your check.

0000037-0000837-Page 27 of 34



Service For:
 4812 BERRY GROVE BLVD
 WIMAUMA, FL 33598

Account #: 221008882187
 Statement Date: February 12, 2026
 Charges Due: March 05, 2026

Meter Read

Meter Location: ENTRY MONUMENT

Service Period: Jan 09, 2026 - Feb 06, 2026

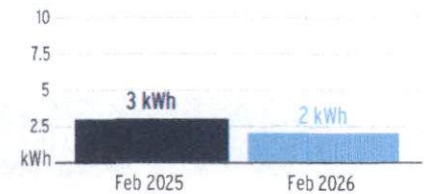
Rate Schedule: General Service - Non Demand

Meter Number	Read Date	Current Reading	Previous Reading	= Total Used	Multiplier	Billing Period
1000251621	02/06/2026	2,136	2,085	51 kWh	1	29 Days

Charge Details

Electric Charges		
Daily Basic Service Charge	29 days @ \$0.66000	\$19.14
Energy Charge	51 kWh @ \$0.09202/kWh	\$4.69
Fuel Charge	51 kWh @ \$0.03516/kWh	\$1.79
Storm Protection Charge	51 kWh @ \$0.00568/kWh	\$0.29
Clean Energy Transition Mechanism	51 kWh @ \$0.00418/kWh	\$0.21
Storm Surcharge	51 kWh @ \$0.02121/kWh	\$1.08
Florida Gross Receipt Tax		\$0.70
Electric Service Cost		\$27.90

Avg kWh Used Per Day



Important Messages

Quarterly Fuel Source Update
 Tampa Electric's fuel mix for the 12-month period ending December 2025 includes 78% natural gas, 11% solar, 11% purchased power and 0% coal.

Total Current Month's Charges \$27.90

00000037-0000837-Page 28 of 34

For more information about your bill and understanding your charges, please visit TampaElectric.com

Ways To Pay Your Bill

- Bank Draft**
 Visit TECOaccount.com for free recurring or one time payments via checking or savings account.
- In-Person**
 Find list of Payment Agents at TampaElectric.com
- Mail A Check**
Payments:
 TECO
 P.O. Box 31318
 Tampa, FL 33631-3318
 Mail your payment in the enclosed envelope.
- Credit or Debit Card**
 Pay by credit Card using KUBRA EZ-Pay at TECOaccount.com. Convenience fee will be charged.
- Phone**
 Toll Free: **866-689-6469**
- All Other Correspondences:**
 Tampa Electric
 P.O. Box 111
 Tampa, FL 33601-0111

Contact Us

- Online:** TampaElectric.com
- Phone:** **Commercial Customer Care:** 866-832-6249
- Residential Customer Care:** 813-223-0800 (Hillsborough)
863-299-0800 (Polk County)
888-223-0800 (All Other Counties)
- Hearing Impaired/TTY:** 7-1-1
- Power Outage:** 877-588-1010
- Energy-Saving Programs:** 813-275-3909

Please Note: If you choose to pay your bill at a location not listed on our website or provided by Tampa Electric, you are paying someone who is not authorized to act as a payment agent at Tampa Electric. You bear the risk that this unauthorized party will relay the payment to Tampa Electric and do so in a timely fashion. Tampa Electric is not responsible for payments made to unauthorized agents, including their failure to deliver or timely deliver the payment to us. Such failures may result in late payment charges to your account or service disconnection.



BERRY BAY COMMUNITY DEVELOPMENT DISTRICT
 C/O MERITUS CORP
 BERRY BAY PH2 VILLAGE 12
 WIMAUMA, FL 33598

Statement Date: February 12, 2026

Amount Due: \$139.88

Due Date: March 05, 2026

Account #: 211032420294

DO NOT PAY. Your account will be drafted on March 05, 2026

Account Summary

Current Service Period: January 09, 2026 - February 06, 2026

Previous Amount Due	\$139.88
Payment(s) Received Since Last Statement	-\$139.88

Current Month's Charges	\$139.88
--------------------------------	-----------------

Amount Due by March 05, 2026	\$139.88
-------------------------------------	-----------------

Amount not paid by due date may be assessed a late payment charge and an additional deposit.



Scan here to view your account online.



00000037-0000631-Page 15 of 34

Learn about your newly redesigned bill and get deeper insights about your usage by visiting TECOaccount.com



To ensure prompt credit, please return stub portion of this bill with your payment.

Account #: 211032420294

Due Date: March 05, 2026

Pay your bill online at TampaElectric.com
 See reverse side of your paystub for more ways to pay.

Go Paperless, Go Green! Visit TampaElectric.com/Paperless to enroll now.

Amount Due: \$139.88

Payment Amount: \$ _____

602001984827

Your account will be drafted on March 05, 2026

BERRY BAY COMMUNITY DEVELOPMENT DISTRICT
 C/O MERITUS CORP
 2005 PAN AM CIR, STE 300
 TAMPA, FL 33607-6008

Mail payment to:
 TECO
 P.O. BOX 31318
 TAMPA, FL 33631-3318

Make check payable to: TECO
 Please write your account number on the memo line of your check.



Service For:
 BERRY BAY PH2 VILLAGE 12
 WIMAUMA, FL 33598

Account #: 211032420294
Statement Date: February 12, 2026
Charges Due: March 05, 2026

Service Period: Jan 09, 2026 - Feb 06, 2026

Rate Schedule: Lighting Service

Charge Details

Important Messages

Quarterly Fuel Source Update
 Tampa Electric's fuel mix for the 12-month period ending December 2025 includes 78% natural gas, 11% solar, 11% purchased power and 0% coal.

⚡ Electric Charges		
Lighting Service Items LS-1 (Bright Choices) for 29 days		
Lighting Energy Charge	57 kWh @ \$0.03411/kWh	\$1.94
Fixture & Maintenance Charge	3 Fixtures	\$49.83
Lighting Pole / Wire	3 Poles	\$84.96
Lighting Fuel Charge	57 kWh @ \$0.03452/kWh	\$1.97
Storm Protection Charge	57 kWh @ \$0.00574/kWh	\$0.33
Clean Energy Transition Mechanism	57 kWh @ \$0.00043/kWh	\$0.02
Storm Surcharge	57 kWh @ \$0.01230/kWh	\$0.70
Florida Gross Receipt Tax		\$0.13
Lighting Charges		\$139.88

Total Current Month's Charges \$139.88

00000037-0000831-Page 16 of 34

For more information about your bill and understanding your charges, please visit TampaElectric.com

Ways To Pay Your Bill

- Bank Draft**
 Visit TECOaccount.com for free recurring or one time payments via checking or savings account.
- In-Person**
 Find list of Payment Agents at TampaElectric.com
- Mail A Check**
Payments:
 TECO
 P.O. Box 31318
 Tampa, FL 33631-3318
 Mail your payment in the enclosed envelope.
- Credit or Debit Card**
 Pay by credit Card using KUBRA EZ-Pay at TECOaccount.com. Convenience fee will be charged.
- Phone**
 Toll Free: **866-689-6469**
- All Other Correspondences:**
 Tampa Electric
 P.O. Box 111
 Tampa, FL 33601-0111

Contact Us

- Online:** TampaElectric.com
- Phone:**
- Commercial Customer Care:** 866-832-6249
- Residential Customer Care:** 813-223-0800 (Hillsborough)
863-299-0800 (Polk County)
888-223-0800 (All Other Counties)
- Hearing Impaired/TTY:** 7-1-1
- Power Outage:** 877-588-1010
- Energy-Saving Programs:** 813-275-3909

Please Note: If you choose to pay your bill at a location not listed on our website or provided by Tampa Electric, you are paying someone who is not authorized to act as a payment agent at Tampa Electric. You bear the risk that this unauthorized party will relay the payment to Tampa Electric and do so in a timely fashion. Tampa Electric is not responsible for payments made to unauthorized agents, including their failure to deliver or timely deliver the payment to us. Such failures may result in late payment charges to your account or service disconnection.



BERRY BAY COMMUNITY DEVELOPMENT DISTRICT
 C/O MERITUS CORP
 3043 JUNIPER COVE ST
 WIMAUMA, FL 33598

Statement Date: February 12, 2026

Amount Due: \$13.32

Due Date: March 05, 2026

Account #: 221009423916

DO NOT PAY. Your account will be drafted on March 05, 2026

Your Energy Insight



Your average daily kWh used was **50% lower** than the same period last year.



Your average daily kWh used was **0% higher** than it was in your previous period.



Scan here to view your account online.

Lower your electric bill with PRIME TIME +PLUS™

Enroll eligible equipment to earn monthly credits!

Heating/Cooling = **\$12/mo.**

Water Heater = **\$6/mo.**

Pool Pump = **\$3/mo.**

EV Charger = **\$9/mo.**

Earn up to **\$360** per year by enrolling all four. The more you enroll, the more you save.

TampaElectric.com/PrimeTimePlus

00000037-0000833-Page 18 of 34

Account Summary

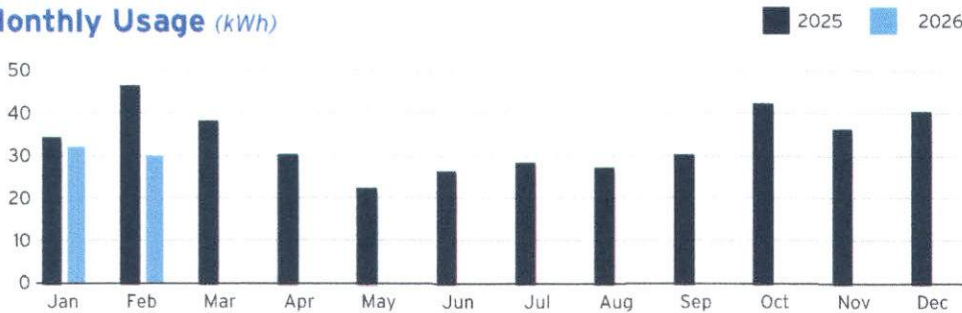
Current Service Period: January 09, 2026 - February 06, 2026

Previous Amount Due	-\$4.96
Payment(s) Received Since Last Statement	\$0.00
Credit balance after payments and credits	-\$4.96
Current Month's Charges	\$18.28

Amount Due by March 05, 2026 \$13.32

Amount not paid by due date may be assessed a late payment charge and an additional deposit.

Monthly Usage (kWh)



Learn about your newly redesigned bill and get deeper insights about your usage by visiting TECOaccount.com

To ensure prompt credit, please return stub portion of this bill with your payment.



Account #: 221009423916

Due Date: March 05, 2026

Pay your bill online at TampaElectric.com

See reverse side of your paystub for more ways to pay.

Go Paperless, Go Green! Visit TampaElectric.com/Paperless to enroll now.

Amount Due: \$13.32

Payment Amount: \$ _____

683483101428

Your account will be drafted on March 05, 2026

BERRY BAY COMMUNITY DEVELOPMENT DISTRICT
 C/O MERITUS CORP
 2005 PAN AM CIR, STE 300
 TAMPA, FL 33607-6008

Mail payment to:
 TECO
 P.O. BOX 31318
 TAMPA, FL 33631-3318

Make check payable to: TECO
 Please write your account number on the memo line of your check.



Service For:
3043 JUNIPER COVE ST
WIMAUMA, FL 33598

Account #: 221009423916
Statement Date: February 12, 2026
Charges Due: March 05, 2026

Meter Read

Service Period: Jan 09, 2026 - Feb 06, 2026

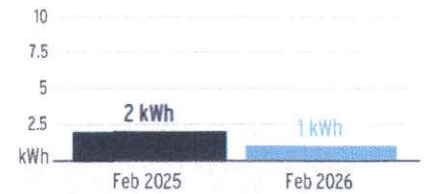
Rate Schedule: Residential Service

Meter Number	Read Date	Current Reading	-	Previous Reading	=	Total Used	Multiplier	Billing Period
1000941219	02/06/2026	505	-	475	=	30 kWh	1	29 Days

Charge Details

Electric Charges		
Daily Basic Service Charge	29 days @ \$0.45000	\$13.05
Energy Charge	30 kWh @ \$0.09569/kWh	\$2.87
Fuel Charge	30 kWh @ \$0.03210/kWh	\$0.96
Storm Protection Charge	30 kWh @ \$0.00717/kWh	\$0.22
Clean Energy Transition Mechanism	30 kWh @ \$0.00406/kWh	\$0.12
Storm Surcharge	30 kWh @ \$0.01995/kWh	\$0.60
Florida Gross Receipt Tax		\$0.46
Electric Service Cost		\$18.28

Avg kWh Used Per Day



Important Messages

Quarterly Fuel Source Update
Tampa Electric's fuel mix for the 12-month period ending December 2025 includes 78% natural gas, 11% solar, 11% purchased power and 0% coal.

Total Current Month's Charges \$18.28

00000037-0000833-Page 20 of 34

For more information about your bill and understanding your charges, please visit TampaElectric.com

Ways To Pay Your Bill

- Bank Draft**
Visit TECOaccount.com for free recurring or one time payments via checking or savings account.
- In-Person**
Find list of Payment Agents at TampaElectric.com
- Mail A Check Payments:**
TECO
P.O. Box 31318
Tampa, FL 33631-3318
Mail your payment in the enclosed envelope.
- Credit or Debit Card**
Pay by credit Card using KUBRA EZ-Pay at TECOaccount.com. Convenience fee will be charged.
- Phone**
Toll Free: **866-689-6469**
- All Other Correspondences:**
Tampa Electric
P.O. Box 111
Tampa, FL 33601-0111

Contact Us

- Online:** TampaElectric.com
- Phone:** **Commercial Customer Care:** 866-832-6249
- Residential Customer Care:** 813-223-0800 (Hillsborough)
863-299-0800 (Polk County)
888-223-0800 (All Other Counties)
- Hearing Impaired/TTY:** 7-1-1
- Power Outage:** 877-588-1010
- Energy-Saving Programs:** 813-275-3909

Please Note: If you choose to pay your bill at a location not listed on our website or provided by Tampa Electric, you are paying someone who is not authorized to act as a payment agent at Tampa Electric. You bear the risk that this unauthorized party will relay the payment to Tampa Electric and do so in a timely fashion. Tampa Electric is not responsible for payments made to unauthorized agents, including their failure to deliver or timely deliver the payment to us. Such failures may result in late payment charges to your account or service disconnection.

Attendance Confirmation
for
BOARD OF SUPERVISORS

District Name: Berry Bay CDD

Board Meeting Date: February 05, 2026

Name	In Attendance Please X	Paid
1 Carlos de la Ossa	X	\$200
2 Nick Dister	X	\$200
3 Ryan Motko		X
4 Kelly Evans	X	\$200
5 Chloe Firebaugh	X	

The supervisors present at the above referenced meeting should be compensated accordingly

Approved for payment:

Jayna Cooper
District Manager Signature

February 05, 2026
Date

**** PLEASE RETURN SIGNED DOCUMENT TO LORI BINGLE****



INVOICE

Coastal Fence Services LLC
6101 Ike Smith Rd
Plant City, Florida 33565
United States

813-394-1444
www.coastalfence.co

BILL TO
Inframark - Berry Bay CDD
Brooke Chapman
2005 Pan Am Circle
suite 300
Tampa, Florida 33607
United States

813 334 5882
brooke.chapman@inframark.com

Invoice Number: 78
Invoice Date: February 4, 2026
Payment Due: February 4, 2026

Amount Due (USD): \$385.00

[Pay Securely Online](#)

Items	Quantity	Price	Amount
Labor Discovery work at the pool for loose coping and sinking pavers	1	\$385.00	\$385.00

Total: \$385.00

Amount Due (USD): \$385.00

[Pay Securely Online](#)

link.waveapps.com/h7ac9a-jvxrg5

Notes / Terms

Failure to pay on the agreed term will result in interest fees. Any form of non-payment voids any warranty. A 3% service fee will be applied to card payments.

Clarifications

1. Finish grade by others. NOT RESPONSIBLE for final grade and any site grading or debris removal will be billed at a 55\$ hourly per man rate if asked to perform plus equipment fee. Root grinding to be done by others if needed. If site is not ready on the agreed start date a trip charge of 250\$ minimum will be applied or additional cost if contractor requests us to take care of it.
2. Fencing/railing totals are approximate. Field measurements will be used at the close of the project to determine the exact amounts used and the price will be adjusted accordingly. There is no warranty for acts of God or damage by others.
3. Clean up of site limited to debris and waste generated by this contractor only.



INVOICE

Coastal Fence Services LLC
6101 Ike Smith Rd
Plant City, Florida 33565
United States

813-394-1444
www.coastalfence.co

4. If existing lines are not marked prior to install additional costs will incur due to additional labor costs or time traveled.
5. Proposal is based on quantities shown graphically on the plans.
6. This proposal is based on quantities indicated on the site plan. Quantities indicated on the plan may differ from actual quantities used on site. If Plan quantity is different we will need to adjust our final invoice to reflect those differences (plus or minus) using same unit prices. If plans contain material not listed in order to complete the scope we will need to adjust our invoice accordingly.
7. All materials required for this job are subject to market availability and due to high demand may result in adjusted prices to reflect true cost of goods at the time.
8. Customer is solely responsible for all underground obstructions, including without limitation utility & communication lines, lime rock, and construction debris. Coastal Fence reserves the right to pass on to the Customer any additional actual costs it incurs if unusual or unanticipated ground conditions such as rock formations or other underground obstructions impede the installation contemplated under this proposal.
9. These notes become part of any contract or agreement entered into unless specific exceptions are made in writing stating otherwise, adding to or deleting from scope of work.
10. Utilities: 3-5 business days are required to obtain mark out of underground utilities prior to work commencement if required (811 Locate Service).
11. Coastal Fence is not responsible for the contents of the material list developed by others. Several materials may not be available locally and alternatives may have to be proceeded with.
12. Additional requests outside the proposal require approved change orders from customers.

Exclusions

1. Any work or items not specifically included are excluded.
2. Finish grade and additional soil - if needed - not in proposal.
3. Tree removal and relocation, root pruning, barricades, pavers, asphalt cutting and patching, root grinding, paving, fences, concrete work, curbing, tree wells, tree aeration systems, retaining walls, berms, drains & drainage systems, and other hardscape items not specifically included are excluded.
4. Soil tests are not included. If soil tests are necessary, additional funding will be needed. Any amendments required will need additional funding.
5. Proposal does not include water source, electric to irrigation timers or wells, or conduit into building for timer wires; no jack and bores; no sleeves; no cutting, patching, removal or replacement of asphalt, concrete, or sub-base unless specifically stated.
6. Construction of berms of any type (for parking islands or otherwise), retention ponds, and swales are not in this proposal. This work, if needed, can be quoted after an on-site visit to determine exact field conditions and may need to be done at an hourly rate, specifically inspections are needed and additional work is needed.
7. Removal of invasive, exotic species is not in proposal and can be done on a "Time and Materials" basis.

Down to Earth Landscape & Irrigation

PO Box 72701
Cleveland, Ohio 44192-0002
(321) 263-2700



Invoice: #166476

January 2026

Customer

Berry Bay CDD
Inframark
2005 Pan Am Circle Suite 300

Property / Project Address

Berry Bay CDD
4969 Eagle Rock Dr
Wimauma, FL 33589

Tampa, FL 33604

Project/Job

Irrigation Service Call - Broken Valve Repair - 1/21/2026
Estimate # 138658

Invoice Date

1/30/2026

Date Due

2/14/2026

Terms

Net 15

Customer PO #

Invoice Details

Description of Services & Items	Unit	Quantity	Rate	Amount
---------------------------------	------	----------	------	--------

#138658 - Irrigation Service Call - Broken Valve Repair - 1/21/2026				\$726.03
---	--	--	--	-----------------

Got a report of water running at Berry Bay near the Strawberry statue from Alexandra. Went and found a broken valve box cover and the top of the valve was broken off causing the zone to be stuck on. Shut the water off and will have Dan replace the broken part of the valve tomorrow.

Estimates require a 50% deposit to order and schedule any approved work.

LCE005: Irrigation Installation				\$726.03
Irrigation Labor (Labor)				\$425.00
2" HUNTER STRAIGHT VALVE W/FLOW CONTROL (Material)	Each	1.00	\$301.03	\$301.03

Billing Questions
rhonda.culotta@down2earthinc.com
 (904) 780-2257

Visit us at <https://dtelandscape.com> for all other questions or concerns.

To make payment by **ACH (electronic check)** or **credit card**, please click the link below. There is **no fee** for ACH payments, and a **3% processing fee** for credit card payments.
<https://huntington.billeriq.com/ebpp/DownToEarth/>

Subtotal	\$726.03
Sales Tax	\$0.00
Total	\$726.03
Credits/Payments	(\$0.00)
Balance Due	\$726.03

Late Payments are subject to an 18% per annum interest rate, applied daily, on the overdue balance. A processing fee of 2.75% will be added to all credit card payments. See Terms & Conditions at <https://dtelandscape.com/terms-and-conditions/>.



Down to Earth Landscape & Irrigation

PO Box 72701
Cleveland, Ohio 44192-0002
(321) 263-2700

Estimate: #138658

Customer Address

Inframark
Jayna Cooper
2005 Pan Am Circle Suite 300
Tampa, Florida 33604
Jayna.Cooper@inframark.com
813-608-8242

Billing Address

Jayna Cooper
Inframark
2005 Pan Am Circle Suite 300
Tampa, FL 33604

Physical Job Address

Berry Bay CDD
4969 Eagle Rock Dr
Wimauma, FL 33589

Job

Irrigation Service Call - Broken
Valve Repair - 1/21/2026

Estimated Job Start Date

January 21, 2026

Proposed By

Sean Malo

Due Date

<u>Estimate Details</u>				
Description of Services & Materials	Unit	Quantity	Rate	Amount
Irrigation Installation				
Irrigation Labor				\$425.00
2" HUNTER STRAIGHT VALVE W/FLOW CONTROL	Each	1	\$301.03	\$301.03
			Subtotal	\$726.03
			Estimated Tax	\$0.00
			Job Total	\$726.03

Got a report of water running at Berry Bay near the Strawberry statue from Alexandra. Went and found a broken valve box cover and the top of the valve was broken off causing the zone to be stuck on. Shut the water off and will have Dan replace the broken part of the valve tomorrow.

Estimates require a 50% deposit to order and schedule any approved work.

Proposed By:

Sean Malo
Down to Earth

01/22/2026

Date

Agreed & Accepted By:

Signed by:

Kollamay Turkoane

1/22/2026

1F3BE9E796D0416...

Inframark

Date

Estimates require a 50% deposit to order and schedule any approved work. The remaining invoice balance is due upon receipt. Pricing on this proposal is good for 30 days from the date created. Actual irrigation repairs will be billed at our standard labor rate plus materials. Any loss or damage from theft, tampering, vandalism, drainage, soil conditions, salt, frost, wildlife, pests, disease, lack of proper maintenance, or acts of God are excluded from this warranty. Additionally, anything underground that cannot be marked by "No Cuts", if damaged, is not covered in the above proposal. Unless specifically quoted, this job only includes an irrigation check. If irrigation services are required, an additional bid will be submitted. If the additional bid is not accepted, DTE is not responsible for loss of materials installed. This proposal is subject to our Terms & Conditions at <https://dtelandscape.com/terms-and-conditions/>.



Down to Earth Landscape & Irrigation

PO Box 72701
Cleveland, Ohio 44192-0002
(321) 263-2700

Estimate: #138658

Customer Address

Inframark
Jayna Cooper
2005 Pan Am Circle Suite 300
Tampa, Florida 33604
Jayna.Cooper@inframark.com
813-608-8242

Billing Address

Jayna Cooper
Inframark
2005 Pan Am Circle Suite 300
Tampa, FL 33604

Physical Job Address

Berry Bay CDD
4969 Eagle Rock Dr
Wimauma, FL 33589

Job

Irrigation Service Call - Broken
Valve Repair - 1/21/2026

Estimated Job Start Date

January 21, 2026

Proposed By

Sean Malo

Due Date

Estimate Details				
Description of Services & Materials	Unit	Quantity	Rate	Amount
Irrigation Installation				
Irrigation Labor				\$425.00
2" HUNTER STRAIGHT VALVE W/FLOW CONTROL	Each	1	\$301.03	\$301.03
			Subtotal	\$726.03
			Estimated Tax	\$0.00
			Job Total	\$726.03

Got a report of water running at Berry Bay near the Strawberry statue from Alexandra. Went and found a broken valve box cover and the top of the valve was broken off causing the zone to be stuck on. Shut the water off and will have Dan replace the broken part of the valve tomorrow.

Estimates require a 50% deposit to order and schedule any approved work.

Proposed By:

Sean Malo
Down to Earth

01/22/2026

Date

Agreed & Accepted By:

Signed by:

Kollamay Turkoane

1/22/2026

1F3BE9E796D0416...

Inframark

Date

Estimates require a 50% deposit to order and schedule any approved work. The remaining invoice balance is due upon receipt. Pricing on this proposal is good for 30 days from the date created. Actual irrigation repairs will be billed at our standard labor rate plus materials. Any loss or damage from theft, tampering, vandalism, drainage, soil conditions, salt, frost, wildlife, pests, disease, lack of proper maintenance, or acts of God are excluded from this warranty. Additionally, anything underground that cannot be marked by "No Cuts", if damaged, is not covered in the above proposal. Unless specifically quoted, this job only includes an irrigation check. If irrigation services are required, an additional bid will be submitted. If the additional bid is not accepted, DTE is not responsible for loss of materials installed. This proposal is subject to our Terms & Conditions at <https://dtelandscape.com/terms-and-conditions/>.

Down to Earth Landscape & Irrigation

PO Box 72701
Cleveland, Ohio 44192-0002
(321) 263-2700



Invoice: #167759

February 2026

Customer

Berry Bay CDD
Inframark
2005 Pan Am Circle Suite 300

Tampa, FL 33604

Property / Project Address

Berry Bay CDD
4969 Eagle Rock Dr
Wimauma, FL 33589

Project/Job

Sabal Palm Removal - Jan 2026
Estimate # 137520

Invoice Date

2/23/2026

Date Due

3/10/2026

Terms

Net 15

Customer PO #

Invoice Details

Description of Services & Items	Unit	Quantity	Rate	Amount
---------------------------------	------	----------	------	--------

#137520 - Sabal Palm Removal - Jan 2026				\$510.00
---	--	--	--	-----------------

Remove (3) dead Sabal Palms from center medians of Berry Grove Blvd.

Estimates require a 50% deposit to order and schedule any approved work. Price does not include any irrigation repairs. Irrigation repairs to be billed separately on a time and material basis.

LCE025: Tree/Plant Installation				\$510.00
--	--	--	--	-----------------

Site Prep, Removal, & Disposal (E) (Labor)				\$510.00
--	--	--	--	----------

Billing Questions

rhonda.culotta@down2earthinc.com
(904) 780-2257

Visit us at <https://dtelandscape.com> for all other questions or concerns.

To make payment by **ACH (electronic check)** or **credit card**, please click the link below. There is **no fee** for ACH payments, and a **3% processing fee** for credit card payments.

<https://huntington.billeriq.com/ebpp/DownToEarth/>

Subtotal	\$510.00
Sales Tax	\$0.00
Total	\$510.00
Credits/Payments	(\$0.00)
Balance Due	\$510.00



Down to Earth Landscape & Irrigation

PO Box 72701
Cleveland, Ohio 44192-0002
(321) 263-2700

Estimate: #137520

Customer Address

Inframark
Jayna Cooper
2005 Pan Am Circle Suite 300
Tampa, Florida 33604
Jayna.Cooper@inframark.com
813-608-8242

Billing Address

Jayna Cooper
Inframark
2005 Pan Am Circle Suite 300
Tampa, FL 33604

Physical Job Address

Berry Bay CDD
4969 Eagle Rock Dr
Wimauma, FL 33589

Job

Sabal Palm Removal - Jan 2026

Estimated Job Start Date

January 19, 2026

Proposed By

Alexandra Steiner

Due Date

<u>Estimate Details</u>				
Description of Services & Materials	Unit	Quantity	Rate	Amount
Tree/Plant Installation				
Site Prep, Removal, & Disposal (E)				\$510.00
			Subtotal	\$510.00
			Estimated Tax	\$0.00
			Job Total	\$510.00

Remove (3) dead Sabal Palms from center medians of Berry Grove Blvd.

Estimates require a 50% deposit to order and schedule any approved work. Price does not include any irrigation repairs. Irrigation repairs to be billed separately on a time and material basis.

Proposed By:

Alexandra Steiner
Down to Earth

01/07/2026

Date

Agreed & Accepted By:

Signed by:
Kollamay Turkoane
1F3BE9E795D0415...

2/23/2026

Inframark

Date

Estimates require a 50% deposit to order and schedule any approved work. The remaining invoice balance is due upon receipt. Pricing on this proposal is good for 30 days from the date created. Actual irrigation repairs will be billed at our standard labor rate plus materials. Any loss or damage from theft, tampering, vandalism, drainage, soil conditions, salt, frost, wildlife, pests, disease, lack of proper maintenance, or acts of God are excluded from this warranty. Additionally, anything underground that cannot be marked by "No Cuts", if damaged, is not covered in the above proposal. Unless specifically quoted, this job only includes an irrigation check. If irrigation services are required, an additional bid will be submitted. If the additional bid is not accepted, DTE is not responsible for loss of materials installed. This proposal is subject to our Terms & Conditions at <https://dtelandscape.com/terms-and-conditions/>.

Grau and Associates

1001 W. Yamato Road, Suite 301
Boca Raton, FL 33431
www.graucpa.com

Phone: 561-994-9299

Fax: 561-994-5823

*Berry Bay Community Development District
2005 Pan Am Circle, Suite 300
Tampa, FL 33607*

Invoice No. 28542
Date 02/02/2026

SERVICE	AMOUNT
Audit FYE 09/30/2025	\$ <u>6,900.00</u>
Current Amount Due	\$ <u>6,900.00</u>

0 - 30	31 - 60	61 - 90	91 - 120	Over 120	Balance
6,900.00	0.00	0.00	0.00	0.00	6,900.00

Payment due upon receipt.

Grau and Associates

1001 W. Yamato Road, Suite 301
Boca Raton, FL 33431
www.graucpa.com

Phone: 561-994-9299

Fax: 561-994-5823

*Berry Bay Community Development District
2005 Pan Am Circle, Suite 300
Tampa, FL 33607*

Invoice No. 28706
Date 02/11/2026

SERVICE	AMOUNT
Project: Arbitrage - Series 2021 FYE 12/31/25	
Arbitrage Services	
Arbitrage	\$ <u>600.00</u>
Subtotal:	<u>600.00</u>
Total	600.00
Current Amount Due	\$ <u>600.00</u>

0 - 30	31 - 60	61 - 90	91 - 120	Over 120	Balance
7,500.00	0.00	0.00	0.00	0.00	7,500.00

Payment due upon receipt.

Attendance Confirmation
for
BOARD OF SUPERVISORS

District Name: Berry Bay CDD

Board Meeting Date: February 05, 2026

Name	In Attendance Please X	Paid
1 Carlos de la Ossa	X	\$200
2 Nick Dister	X	\$200
3 Ryan Motko		X
4 Kelly Evans	X	\$200
5 Chloe Firebaugh	X	

The supervisors present at the above referenced meeting should be compensated accordingly

Approved for payment:

Jayna Cooper
District Manager Signature

February 05, 2026
Date

**** PLEASE RETURN SIGNED DOCUMENT TO LORI BINGLE****

Attendance Confirmation
for
BOARD OF SUPERVISORS

District Name: Berry Bay CDD

Board Meeting Date: February 05, 2026

Name	In Attendance Please X	Paid
1 Carlos de la Ossa	X	\$200
2 Nick Dister	X	\$200
3 Ryan Motko		X
4 Kelly Evans	X	\$200
5 Chloe Firebaugh	X	

The supervisors present at the above referenced meeting should be compensated accordingly

Approved for payment:

Jayna Cooper
District Manager Signature

February 05, 2026
Date

**** PLEASE RETURN SIGNED DOCUMENT TO LORI BINGLE****

INVOICE

SALVA TREE CUTTING SERVICE
36588 Smithfield Ln
Zephyrhills, FL 335414831

salvastreecuttingservice@gmail.com
+1 (813) 420-8388
www.salvastreecuttingservice.com



Bill to

Berry Bay
2005 Pan Am Circle, suite 300
Tampa fl 33607

Invoice details

Invoice no.: 1026
Terms: Net 15
Invoice date: 02/05/2026
Due date: 02/20/2026

#	Product or service	Description	Qty	Rate	Amount
1.	Tree Service	Tree removal	1	\$1,900.00	\$1,900.00
				Total	\$1,900.00

Note to customer

We appreciate your business and look forward to helping you again soon.

Upon completion of the project, full payment must be made.

“SUCCESS IN BUSINESS IS NOT ABOUT MAKING A PROFIT, BUT ABOUT MAKING A DIFFERENCE FOR HIS KINGDOM.”



Remit Address for Payment by Check:
(See bottom for EFT Payment information)

Signal 88, LLC

PO Box 8246
Omaha, NE 68108
remittance@teamsignal.com

BILL TO

Berry Bay
2005 Pan Am Circle Suite 300
Tampa, FL 33607

INVOICE

Invoice Number: US_128909
Invoice Date: 2026-02-01
Due Date: 2026-02-16
Terms: NET15
Customer ID: 214571
Customer PO:

Amount Due: \$1,050.00
THERE WILL BE A \$30 CHARGE FOR ALL RETURNED CHECKS. 1.5% INTEREST (18% APR) IS ASSESSED ON ALL UNPAID BALANCES

Period	Description	QTY	Unit Price	Total
2026-01-01-2026-01-31	Roving Patrol Tours - Berry Bay Patrols : : Service Location: Berry Bay	42	\$25.00	\$1,050.00
			Subtotal	\$1,050.00
			Sales tax	\$0.00
			1) FLORIDA FL STATE TAX (6)	\$0.00
			2) HILLSBOROUGH FL COUNTY TAX (1.5)	\$0.00
			Total	\$1,050.00

EFT Remittance: American National Bank: 104000854 Account 320166747
Please include Invoice number & Customer ID with payment remittance
Billing Questions/Support: Billing@teamsignal.com or (877) 498-8494
Thank you for choosing Signal for your needs. We're committed to providing you with peace of mind.

Berry Bay CDD

DISTRICT CHECK REQUEST

Today's Date	<u>2/3/2026</u>
Check Amount	<u>\$7,740.51</u>
Payable To	<u>Berry Bay CDD</u>
Check Description	<u>2021 DS 2.3</u>
Post to	<u>202.103200</u>
Check Amount	<u>\$3,468.88</u>
Check Description	<u>2023 DS 2.3</u>
Post to	<u>203.103200</u>

Nancy

Authorization

DM	_____
Fund	<u>001</u>
G/L	<u>20702</u>
Object Code	_____
Chk #	_____ Date _____

BERRY BAY CDD

TAX REVENUE RECEIPTS AND TRANSFER SCHEDULE FISCAL YEAR 2026, TAX YEAR 2025

	Dollar Amounts	Fiscal Year 2026 Percentages		
Net O&M	1,219,769.08	45.83%	0.458300	
Net 2021 DS	995,377.48	37.40%	0.374000	99%
Net 2023 DS	446,075.00	16.76%	0.167600	
Net Total	2,661,221.55	100.00%	1.000000	

Date Received	Amount Received	45.83%	37.40%	16.76%	Proof
		Raw Numbers Operations Revenue, Occupied Units	Raw Numbers 2021 Debt Service Revenue	Raw Numbers 2023 Debt Service Revenue	
12/18/2025	45,652.56	20,924.82	17,075.44	7,652.30	-
12/5/2025	2,355,362.58	1,079,578.82	880,976.96	394,806.80	-
12/2/2025	94,763.56	43,434.81	35,444.44	15,884.31	-
11/21/2025	34,506.31	15,815.94	12,906.41	5,783.96	-
11/14/2025	40,695.15	18,652.59	15,221.22	6,821.34	-
11/7/2025	13,780.11	6,316.10	5,154.18	2,309.83	-
11/3/2025	17,376.78	7,964.64	6,499.44	2,912.70	-
1/6/2025	17,464.49	8,004.84	6,532.25	2,927.40	-
2/3/2026	20,694.88	9,485.48	7,740.51	3,468.88	0.01
		-	-	-	-
		-	-	-	-
		-	-	-	-
		-	-	-	-
		-	-	-	-
		-	-	-	-
		-	-	-	-
		-	-	-	-
TOTAL	2,640,296.42	1,210,178.06	987,550.84	442,567.52	0.01
Net Total on Roll	2,661,221.55	1,219,769.08	995,377.48	446,075.00	
Collection Surplus / (Deficit)	(20,925.13)	(9,591.02)	(7,826.63)	(3,507.48)	



INVOICE

Coastal Fence Services LLC
6101 Ike Smith Rd
Plant City, Florida 33565
United States

813-394-1444
www.coastalfence.co

BILL TO
Inframark - Berry Bay CDD
Brooke Chapman
2005 Pan Am Circle
suite 300
Tampa, Florida 33607
United States

813 334 5882
brooke.chapman@inframark.com

Invoice Number: 66

Invoice Date: January 22, 2026

Payment Due: February 22, 2026

Amount Due (USD): \$1,300.00

[Pay Securely Online](#)

Items	Quantity	Price	Amount
Hinges Self-Closing Locinox hydraulic self closing hinges heavy duty with extra special bolts to fix a second set of hinges	2	\$525.00	\$1,050.00
Labor	1	\$250.00	\$250.00

Total: \$1,300.00

Amount Due (USD): \$1,300.00

[Pay Securely Online](#)

link.waveapps.com/77p2mx-serxt7

Notes / Terms

Failure to pay on the agreed term will result in interest fees. Any form of non-payment voids any warranty. A 3% service fee will be applied to card payments.

Clarifications

1. Finish grade by others. NOT RESPONSIBLE for final grade and any site grading or debris removal will be billed at a 55\$ hourly per man rate if asked to perform plus equipment fee. Root grinding to be done by others if needed. If site is not ready on the agreed start date a trip charge of 250\$ minimum will be applied or additional cost if contractor requests us to take care of it.



INVOICE

Coastal Fence Services LLC
6101 Ike Smith Rd
Plant City, Florida 33565
United States

813-394-1444
www.coastalfence.co

2. Fencing/railing totals are approximate. Field measurements will be used at the close of the project to determine the exact amounts used and the price will be adjusted accordingly. There is no warranty for acts of God or damage by others.
3. Clean up of site limited to debris and waste generated by this contractor only.
4. If existing lines are not marked prior to install additional costs will incur due to additional labor costs or time traveled.
5. Proposal is based on quantities shown graphically on the plans.
6. This proposal is based on quantities indicated on the site plan. Quantities indicated on the plan may differ from actual quantities used on site. If Plan quantity is different we will need to adjust our final invoice to reflect those differences (plus or minus) using same unit prices. If plans contain material not listed in order to complete the scope we will need to adjust our invoice accordingly.
7. All materials required for this job are subject to market availability and due to high demand may result in adjusted prices to reflect true cost of goods at the time.
8. Customer is solely responsible for all underground obstructions, including without limitation utility & communication lines, lime rock, and construction debris. Coastal Fence reserves the right to pass on to the Customer any additional actual costs it incurs if unusual or unanticipated ground conditions such as rock formations or other underground obstructions impede the installation contemplated under this proposal.
9. These notes become part of any contract or agreement entered into unless specific exceptions are made in writing stating otherwise, adding to or deleting from scope of work.
10. Utilities: 3-5 business days are required to obtain mark out of underground utilities prior to work commencement if required (811 Locate Service).
11. Coastal Fence is not responsible for the contents of the material list developed by others. Several materials may not be available locally and alternatives may have to be proceeded with.
12. Additional requests outside the proposal require approved change orders from customers.

Exclusions

- 1 . Any work or items not specifically included are excluded.
- 2 . Finish grade and additional soil - if needed - not in proposal.
- 3 . Tree removal and relocation, root pruning, barricades, pavers, asphalt cutting and patching, root grinding, paving, fences, concrete work, curbing, tree wells, tree aeration systems, retaining walls, berms, drains & drainage systems, and other hardscape items not specifically included are excluded.
- 4 . Soil tests are not included. If soil tests are necessary, additional funding will be needed. Any amendments required will need additional funding.
- 5 . Proposal does not include water source, electric to irrigation timers or wells, or conduit into building for timer wires; no jack and bores; no sleeves; no cutting, patching, removal or replacement of asphalt, concrete, or sub-base unless specifically stated.
- 6 . Construction of berms of any type (for parking islands or otherwise), retention ponds, and swales are not in this proposal. This work, if needed, can be quoted after an on-site visit to determine exact field conditions and may need to be done at an hourly rate, specifically inspections are needed and additional work is needed.
- 7 . Removal of invasive, exotic species is not in proposal and can be done on a "Time and Materials" basis.







Inframark, LLC
2002 West Grand Parkway North, Suite 100
Katy, Texas 77449
(281) 578-4200

Client ID Number	
-------------------------	--

Invoice Number	1164981
Invoice Date	1/30/2026
Due Date	3/1/2026

To: Berry Bay CDD
2005 Pan Am Cir, Ste 300

Tampa, FL 33607-6008

Service Description	Total
Maintenance Services	\$300.00

Subtotal	\$300.00
Sales Tax	\$0.00
Total	\$300.00

Please Pay This Amount

Remit To: Inframark, LLC, P.O. Box 733778, Dallas, Texas 75373-3778

To pay by Credit Card, contact us at 281-578-4299, 9:00am - 5:30pm EST, Mon - Fri. A surcharge fee may apply

To Pay via ACH or Wire, please refer to our banking information below:

Account Name : INFRAMARK, LLC

ACH - Bank Routing Number : 111000614 / Account Number 912593196

Wire - Bank Routing Number : 021000021 / SWIFT Code : CHASUS33 / Account Number: 912593196

Please include the Project ID and the Invoice Number on the check stub of your payment.

INFRAMARK, LLC

02 Feb 2026 03:49:32PM CST

DISTRICT : BERRY BAY CDD

Go Green! Think before you print.

INVOICE NO. 1164981 - DETAIL

INVOICE DATE: 1/30/2026

Work Type / Sub Category	Date Complete	WO Number	Address	Task Details	Equipment Costs	Labor Costs	Materials/Other Service Costs	Sales Tax Total	Total Costs	B/C
IMS Billable Work Order										
General Maintenance & Repairs										
	1/30/2026	4435741	BBCDD District Area	General Maintenance; Replace Ceiling Fan.	\$0.00	\$0.00	\$300.00	\$0.00	\$300.00	N
				General Maintenance & Repairs Total	\$0.00	\$0.00	\$300.00	\$0.00	\$300.00	
				BWO Total	\$0.00	\$0.00	\$300.00	\$0.00	\$300.00	
				Invoice Total	\$0.00	\$0.00	\$300.00	\$0.00	\$300.00	

SALVA'S PAVER'S SOLUTION



Janice Cruz

813-735-9370 |

813-420-8388

salvaspaverssolution@
gmail.com

Attention: Berry Bay CDD

Telephone: (813) 804-9939

Address: 2005 Pan Am Circle Suite 300 Tampa fl 33607

Date: 02/02/26

Project Description: Poolscape repair

Invoice Number: 2026-001

DESCRIPTION	Cost
• Clean up of debris grind and smooth down coping Clean and re-apply mortar tap and level coping re-install pavers	\$2,200.00
	\$2,200.00

Thank you for your business. It's a pleasure to work with you on your project.

Sincerely yours,

Salvador Cruz

*Berry Bay
Development
District*

Financial Report

February 28, 2026

CLEAR PARTNERSHIPS



BERRY BAY COMMUNITY DEVELOPMENT DISTRICT

Balance Sheet

As of February 28, 2026

(In Whole Numbers)

ACCOUNT DESCRIPTION	GENERAL FUND	SERIES 2021 DEBT SERVICE FUND	SERIES 2023 DEBT SERVICE FUND	SERIES 2024 DEBT SERVICE FUND	SERIES 2021 CAPITAL PROJECTS FUND	SERIES 2023 CAPITAL PROJECTS FUND	SERIES 2024 CAPITAL PROJECTS FUND	GENERAL	GENERAL	TOTAL
								FIXED ASSETS ACCOUNT GROUP FUND	LONG-TERM DEBT ACCOUNT GROUP FUND	
ASSETS										
Cash - Operating Account	\$ 856,384	\$ -	\$ -	\$ -	\$ -	\$ -	\$ -	\$ -	\$ -	\$ 856,384
Cash in Transit	-	43,185	-	-	-	-	-	-	-	43,185
Accounts Receivable - Off Roll Billing	-	-	162,285	-	-	-	-	-	-	162,285
Due From Other Funds	2,776	2,966	-	229	-	-	-	-	-	5,971
Investments:										
Acquisition & Construction Account	-	-	-	-	25,144	24	118,942	-	-	144,110
Construction Fund Custody	-	-	-	-	74,086	-	-	-	-	74,086
Reserve Fund	-	497,689	223,038	81,233	-	-	-	-	-	801,960
Revenue Fund	-	1,058,647	560,160	2,117	-	-	-	-	-	1,620,924
Fixed Assets										
Construction Work In Process	-	-	-	-	-	-	-	28,273,870	-	28,273,870
Amount Avail In Debt Services	-	-	-	-	-	-	-	-	497,448	497,448
Amount To Be Provided	-	-	-	-	-	-	-	-	24,412,552	24,412,552
TOTAL ASSETS	\$ 859,160	\$ 1,602,487	\$ 945,483	\$ 83,579	\$ 99,230	\$ 24	\$ 118,942	\$ 28,273,870	\$ 24,910,000	\$ 56,892,775
LIABILITIES										
Accounts Payable	\$ 71,878	\$ -	\$ -	\$ -	\$ -	\$ -	\$ -	\$ -	\$ -	71,878
Accrued Expenses	11,850	-	-	-	-	-	-	-	-	11,850
Bonds Payable - Series 2021	-	-	-	-	-	-	-	-	16,265,000	16,265,000
Bonds Payable - Series 2023	-	-	-	-	-	-	-	-	6,245,000	6,245,000
Bonds Payable - Series 2024	-	-	-	-	-	-	-	-	2,400,000	2,400,000
Due To Other Funds	-	-	2,776	-	2,966	-	229	-	-	5,971
TOTAL LIABILITIES	83,728	-	2,776	-	2,966	-	229	-	24,910,000	24,999,699
FUND BALANCES										
Restricted for:										
Debt Service	-	1,602,487	942,707	83,579	-	-	-	-	-	2,628,773
Capital Projects	-	-	-	-	96,264	24	118,713	-	-	215,001
Unassigned:	775,432	-	-	-	-	-	-	28,273,870	-	29,049,302
TOTAL FUND BALANCES	775,432	1,602,487	942,707	83,579	96,264	24	118,713	28,273,870	-	31,893,076
TOTAL LIABILITIES & FUND BALANCES	\$ 859,160	\$ 1,602,487	\$ 945,483	\$ 83,579	\$ 99,230	\$ 24	\$ 118,942	\$ 28,273,870	\$ 24,910,000	\$ 56,892,775

BERRY BAY COMMUNITY DEVELOPMENT DISTRICT
Statement of Revenues, Expenditures and Changes in Fund Balances
For the Period Ending February 28, 2026
General Fund (001)
(In Whole Numbers)

ACCOUNT DESCRIPTION	ANNUAL ADOPTED BUDGET	YEAR TO DATE ACTUAL	VARIANCE (\$) FAV(UNFAV)	YTD ACTUAL AS A % OF ADOPTED BUD
REVENUES				
Interest - Investments	\$ -	\$ 7,494	\$ 7,494	0.00%
Rental Income	-	800	800	0.00%
Fence Easement	-	150	150	0.00%
Special Assmnts- Tax Collector	862,833	1,210,178	347,345	140.26%
Special Assmnts- CDD Collected	487,180	127	(487,053)	0.03%
Other Miscellaneous Revenues	-	175	175	0.00%
TOTAL REVENUES	1,350,013	1,218,924	(131,089)	90.29%

EXPENDITURES

Administration

Supervisor Fees	12,000	3,800	8,200	31.67%
ProfServ-Info Technology	-	900	(900)	0.00%
ProfServ-Recording Secretary	-	2,550	(2,550)	0.00%
Trustees Fees	4,100	4,256	(156)	103.80%
Field Management	12,000	10,667	1,333	88.89%
Assessment Roll	-	2,208	(2,208)	0.00%
Disclosure Report	11,400	12,600	(1,200)	110.53%
District Counsel	15,000	10,318	4,682	68.79%
District Engineer	12,000	4,961	7,039	41.34%
District Management	36,000	20,333	15,667	56.48%
Accounting Services	18,000	8,000	10,000	44.44%
Auditing Services	5,000	9,000	(4,000)	180.00%
Onsite Staff	70,000	35,000	35,000	50.00%
Website ADA Compliance	1,500	3,125	(1,625)	208.33%
Postage, Phone, Faxes, Copies	250	88	162	35.20%
Insurance - General Liability	3,812	3,344	468	87.72%
Public Officials Insurance	3,620	2,939	681	81.19%
Insurance -Property & Casualty	33,411	32,570	841	97.48%
Insurance Deductible	2,500	-	2,500	0.00%
Legal Advertising	2,500	1,600	900	64.00%
Mailings	2,500	-	2,500	0.00%
Bank Fees	250	1,321	(1,071)	528.40%
Financial & Revenue Collections	-	292	(292)	0.00%
Website Admin Services	1,500	1,200	300	80.00%
Onsite Office Supplies	250	-	250	0.00%
Dues, Licenses & Fees	500	175	325	35.00%
Total Administration	248,093	171,247	76,846	69.03%

Electric Utility Services

BERRY BAY COMMUNITY DEVELOPMENT DISTRICT
Statement of Revenues, Expenditures and Changes in Fund Balances
For the Period Ending February 28, 2026
General Fund (001)
(In Whole Numbers)

ACCOUNT DESCRIPTION	ANNUAL ADOPTED BUDGET	YEAR TO DATE ACTUAL	VARIANCE (\$) FAV(UNFAV)	YTD ACTUAL AS A % OF ADOPTED BUD
Amenity Internet	1,200	550	650	45.83%
Water/Waste	3,000	1,160	1,840	38.67%
Electric Utility Services	40,000	9,150	30,850	22.88%
Street Lights	200,100	76,202	123,898	38.08%
Total Electric Utility Services	244,300	87,062	157,238	35.64%
<u>Other Physical Environment</u>				
Wildlife Control	9,000	7,750	1,250	86.11%
Waterway Management	5,000	-	5,000	0.00%
Debris Cleanup	5,000	-	5,000	0.00%
Tree Trimming	10,000	-	10,000	0.00%
Landscape - Annuals	18,000	-	18,000	0.00%
Landscape - Mulch	35,000	-	35,000	0.00%
Landscape Maintenance	450,000	124,580	325,420	27.68%
Ditches R&M	12,000	-	12,000	0.00%
Landscaping - Plant Replacement Program	40,000	4,761	35,239	11.90%
Storm Cleanup	35,000	-	35,000	0.00%
Irrigation Maintenance	30,000	2,038	27,962	6.79%
Aquatics - Contract	33,600	16,342	17,258	48.64%
Aquatic Plant Replacement	5,000	-	5,000	0.00%
Landscaping - Soil Ammendment	30,000	33,328	(3,328)	111.09%
Total Other Physical Environment	717,600	188,799	528,801	26.31%
<u>Amenities</u>				
Pool Monitor	12,000	-	12,000	0.00%
Pool Maintenance - Contract	24,000	10,445	13,555	43.52%
Janitorial - Contract	10,020	4,297	5,723	42.88%
Amenity Pest Control	1,800	840	960	46.67%
Janitorial - Supplies/Other	1,500	44	1,456	2.93%
Security Monitoring Services	6,000	3,975	2,025	66.25%
Garbage Dumpster - Rental/Collection	3,000	-	3,000	0.00%
Pool Treatments & Other R&M	3,500	4,080	(580)	116.57%
Entrance Monuments, Gates, Walls R&M	15,000	3,023	11,977	20.15%
Amenity Camera R&M	2,000	-	2,000	0.00%
Amenity R&M	10,000	1,672	8,328	16.72%
Sidewalk, Pavement, Signage R&M	2,000	250	1,750	12.50%
MISC Contingency	15,000	8,048	6,952	53.65%
Access Control R&M	5,000	2,470	2,530	49.40%
Holiday Decoration	10,000	6,020	3,980	60.20%
Community Events	10,000	789	9,211	7.89%

BERRY BAY COMMUNITY DEVELOPMENT DISTRICT
Statement of Revenues, Expenditures and Changes in Fund Balances
For the Period Ending February 28, 2026
General Fund (001)
(In Whole Numbers)

ACCOUNT DESCRIPTION	ANNUAL ADOPTED BUDGET	YEAR TO DATE ACTUAL	VARIANCE (\$) FAV(UNFAV)	YTD ACTUAL AS A % OF ADOPTED BUD
Dog Waste Station Service & Supplies	4,200	2,115	2,085	50.36%
Amenity Furniture R&M	5,000	-	5,000	0.00%
Total Amenities	140,020	48,068	91,952	34.33%
TOTAL EXPENDITURES	1,350,013	495,176	854,837	36.68%
Excess (deficiency) of revenues Over (under) expenditures	-	723,748	723,748	0.00%
FUND BALANCE, BEGINNING (OCT 1, 2025)		51,684		
FUND BALANCE, ENDING		\$ 775,432		

BERRY BAY COMMUNITY DEVELOPMENT DISTRICT
Statement of Revenues, Expenditures and Changes in Fund Balances
For the Period Ending February 28, 2026
Series 2021 Debt Service Fund (202)
(In Whole Numbers)

ACCOUNT DESCRIPTION	ANNUAL ADOPTED BUDGET	YEAR TO DATE ACTUAL	VARIANCE (\$) FAV(UNFAV)	YTD ACTUAL AS A % OF ADOPTED BUD
REVENUES				
Interest - Investments	\$ -	\$ 15,041	\$ 15,041	0.00%
Special Assmnts- Tax Collector	995,377	987,551	(7,826)	99.21%
TOTAL REVENUES	995,377	1,002,592	7,215	100.72%
EXPENDITURES				
Debt Service				
Principal Debt Retirement	390,000	-	390,000	0.00%
Interest Expense	606,944	303,472	303,472	50.00%
Total Debt Service	996,944	303,472	693,472	30.44%
TOTAL EXPENDITURES	996,944	303,472	693,472	30.44%
Excess (deficiency) of revenues Over (under) expenditures	(1,567)	699,120	700,687	-44615.19%
OTHER FINANCING SOURCES (USES)				
Operating Transfers-Out	-	(4,464)	(4,464)	0.00%
Contribution to (Use of) Fund Balance	(1,567)	-	1,567	0.00%
TOTAL FINANCING SOURCES (USES)	(1,567)	(4,464)	(2,897)	284.88%
Net change in fund balance	\$ (1,567)	\$ 694,656	\$ 699,357	-44330.31%
FUND BALANCE, BEGINNING (OCT 1, 2025)		907,831		
FUND BALANCE, ENDING		\$ 1,602,487		

BERRY BAY COMMUNITY DEVELOPMENT DISTRICT
Statement of Revenues, Expenditures and Changes in Fund Balances
For the Period Ending February 28, 2026
Series 2023 Debt Service Fund (203)
(In Whole Numbers)

ACCOUNT DESCRIPTION	ANNUAL ADOPTED BUDGET	YEAR TO DATE ACTUAL	VARIANCE (\$) FAV(UNFAV)	YTD ACTUAL AS A % OF ADOPTED BUD
REVENUES				
Interest - Investments	\$ -	\$ 7,976	\$ 7,976	0.00%
Special Assmnts- Tax Collector	-	442,568	442,568	0.00%
Special Assmnts- CDD Collected	446,075	162,285	(283,790)	36.38%
TOTAL REVENUES	446,075	612,829	166,754	137.38%
EXPENDITURES				
Debt Service				
Principal Debt Retirement	100,000	-	100,000	0.00%
Interest Expense	347,100	173,550	173,550	50.00%
Total Debt Service	447,100	173,550	273,550	38.82%
TOTAL EXPENDITURES	447,100	173,550	273,550	38.82%
Excess (deficiency) of revenues Over (under) expenditures	(1,025)	439,279	440,304	-42856.49%
OTHER FINANCING SOURCES (USES)				
Contribution to (Use of) Fund Balance	(1,025)	-	1,025	0.00%
TOTAL FINANCING SOURCES (USES)	(1,025)	-	1,025	0.00%
Net change in fund balance	\$ (1,025)	\$ 439,279	\$ 442,354	-42856.49%
FUND BALANCE, BEGINNING (OCT 1, 2025)		503,428		
FUND BALANCE, ENDING		\$ 942,707		

BERRY BAY COMMUNITY DEVELOPMENT DISTRICT
Statement of Revenues, Expenditures and Changes in Fund Balances
For the Period Ending February 28, 2026
Series 2024 Debt Service Fund (204)
(In Whole Numbers)

ACCOUNT DESCRIPTION	ANNUAL ADOPTED BUDGET	YEAR TO DATE ACTUAL	VARIANCE (\$) FAV(UNFAV)	YTD ACTUAL AS A % OF ADOPTED BUD
REVENUES				
Interest - Investments	\$ -	\$ 1,531	\$ 1,531	0.00%
Special Assmnts- CDD Collected	-	20,096	20,096	0.00%
TOTAL REVENUES	-	21,627	21,627	0.00%
EXPENDITURES				
Debt Service				
Interest Expense	-	61,195	(61,195)	0.00%
Total Debt Service	-	61,195	(61,195)	0.00%
TOTAL EXPENDITURES	-	61,195	(61,195)	0.00%
Excess (deficiency) of revenues				
Over (under) expenditures	-	(39,568)	(39,568)	0.00%
OTHER FINANCING SOURCES (USES)				
Operating Transfers-Out	-	(990)	(990)	0.00%
TOTAL FINANCING SOURCES (USES)	-	(990)	(990)	0.00%
Net change in fund balance	\$ -	\$ (40,558)	\$ (40,558)	0.00%
FUND BALANCE, BEGINNING (OCT 1, 2025)		124,137		
FUND BALANCE, ENDING		\$ 83,579		

BERRY BAY COMMUNITY DEVELOPMENT DISTRICT
Statement of Revenues, Expenditures and Changes in Fund Balances
For the Period Ending February 28, 2026
Series 2021 Capital Projects Fund (302)
(In Whole Numbers)

ACCOUNT DESCRIPTION	ANNUAL ADOPTED BUDGET	YEAR TO DATE ACTUAL	VARIANCE (\$) FAV(UNFAV)	YTD ACTUAL AS A % OF ADOPTED BUD
REVENUES				
Interest - Investments	\$ -	\$ 1,472	\$ 1,472	0.00%
TOTAL REVENUES	-	1,472	1,472	0.00%
EXPENDITURES				
TOTAL EXPENDITURES	-	-	-	0.00%
Excess (deficiency) of revenues Over (under) expenditures	-	1,472	1,472	0.00%
OTHER FINANCING SOURCES (USES)				
Interfund Transfer - In	-	4,464	4,464	0.00%
TOTAL FINANCING SOURCES (USES)	-	4,464	4,464	0.00%
Net change in fund balance	\$ -	\$ 5,936	\$ 5,936	0.00%
FUND BALANCE, BEGINNING (OCT 1, 2025)		90,328		
FUND BALANCE, ENDING		\$ 96,264		

BERRY BAY COMMUNITY DEVELOPMENT DISTRICT
Statement of Revenues, Expenditures and Changes in Fund Balances
For the Period Ending February 28, 2026
Series 2023 Capital Projects Fund (303)
(In Whole Numbers)

ACCOUNT DESCRIPTION	ANNUAL ADOPTED BUDGET	YEAR TO DATE ACTUAL	VARIANCE (\$) FAV(UNFAV)	YTD ACTUAL AS A % OF ADOPTED BUD
REVENUES				
TOTAL REVENUES	-	-	-	0.00%
EXPENDITURES				
TOTAL EXPENDITURES	-	-	-	0.00%
Excess (deficiency) of revenues				
Over (under) expenditures	-	-	-	0.00%
FUND BALANCE, BEGINNING (OCT 1, 2025)		24		
FUND BALANCE, ENDING		\$ 24		

BERRY BAY COMMUNITY DEVELOPMENT DISTRICT
Statement of Revenues, Expenditures and Changes in Fund Balances
For the Period Ending February 28, 2026
Series 2024 Capital Projects Fund (304)
(In Whole Numbers)

ACCOUNT DESCRIPTION	ANNUAL ADOPTED BUDGET	YEAR TO DATE ACTUAL	VARIANCE (\$) FAV(UNFAV)	YTD ACTUAL AS A % OF ADOPTED BUD
REVENUES				
Interest - Investments	\$ -	\$ 1,757	\$ 1,757	0.00%
TOTAL REVENUES	-	1,757	1,757	0.00%
EXPENDITURES				
TOTAL EXPENDITURES	-	-	-	0.00%
Excess (deficiency) of revenues Over (under) expenditures	-	1,757	1,757	0.00%
OTHER FINANCING SOURCES (USES)				
Interfund Transfer - In	-	990	990	0.00%
TOTAL FINANCING SOURCES (USES)	-	990	990	0.00%
Net change in fund balance	\$ -	\$ 2,747	\$ 2,747	0.00%
FUND BALANCE, BEGINNING (OCT 1, 2025)		115,966		
FUND BALANCE, ENDING		\$ 118,713		

BERRY BAY COMMUNITY DEVELOPMENT DISTRICT
Statement of Revenues, Expenditures and Changes in Fund Balances
For the Period Ending February 28, 2026
General Fixed Assets Account Group Fund (900)
(In Whole Numbers)

ACCOUNT DESCRIPTION	ANNUAL ADOPTED BUDGET	YEAR TO DATE ACTUAL	VARIANCE (\$) FAV(UNFAV)	YTD ACTUAL AS A % OF ADOPTED BUD
REVENUES				
TOTAL REVENUES	-	-	-	0.00%
EXPENDITURES				
TOTAL EXPENDITURES	-	-	-	0.00%
Excess (deficiency) of revenues				
Over (under) expenditures	-	-	-	0.00%
FUND BALANCE, BEGINNING (OCT 1, 2025)		28,273,870		
FUND BALANCE, ENDING		\$ 28,273,870		

Bank Account Statement

Monday, March 16, 2026

Berry Bay CDD

Page 1
NHIX

Bank Account No. 6498
Statement No. 26_02

Statement Date 02/28/2026

G/L Account No. 101001 Balance	856,383.71	Statement Balance	874,515.33
		Outstanding Deposits	0.00
Positive Adjustments	0.00		
Subtotal	856,383.71	Subtotal	874,515.33
Negative Adjustments	0.00	Outstanding Checks	-18,131.62
Ending G/L Balance	856,383.71	Ending Balance	856,383.71

Posting Date	Document Type	Document No.	Vendor	Description	Amount	Cleared Amount	Difference
Deposits							0.00
02/03/2026		JE001152	Special Assmnts-CDD Collected	Truist Bank	20,694.88	20,694.88	0.00
02/09/2026		JE001153	Rental Income	Truist Bank	200.00	200.00	0.00
02/27/2026		JE001183	Interest - Investments	Truist Bank interest earned	1,101.86	1,101.86	0.00
Total Deposits					21,996.74	21,996.74	0.00
Checks							0.00
01/22/2026	Payment	300098	TECO	Inv: 011326-9422-ACH	-1,492.08	-1,492.08	0.00
01/23/2026	Payment	1001	BERRY BAY CDD	Payment of Invoice 001986	-51,288.75	-51,288.75	0.00
01/26/2026	Payment	300101	TECO	Inv: 011526-63334-ACH	-512.90	-512.90	0.00
01/26/2026	Payment	300102	TECO	Inv: 011526-93150-ACH	-1,506.47	-1,506.47	0.00
01/26/2026	Payment	300103	TECO	Inv: 011526-93802-ACH	-1,445.44	-1,445.44	0.00
01/26/2026	Payment	300104	TECO	Inv: 011526-82187-ACH	-36.90	-36.90	0.00
01/26/2026	Payment	300105	TECO	Inv: 011526-92960-ACH	-1,025.80	-1,025.80	0.00
01/26/2026	Payment	300106	TECO	Inv: 011426-20294-ACH	-139.88	-139.88	0.00
01/26/2026	Payment	300107	BOCC	Inv: 012026-7985-ACH	-193.13	-193.13	0.00
01/28/2026	Payment	1004	BLUE LIFE POOL SERVICE LLC	Check for Vendor V00057	-380.00	-380.00	0.00
01/28/2026	Payment	1005	CITY-WIDE CLEANING LLC	Check for Vendor V00065	-1,625.00	-1,625.00	0.00
01/28/2026	Payment	1006	COASTAL FENCE SERVICES, LLC	Check for Vendor V00105	-1,597.50	-1,597.50	0.00
01/28/2026	Payment	1007	DOWN TO EARTH KINGS POWER	Check for Vendor V00107	-794.64	-794.64	0.00
01/28/2026	Payment	1008	WASHING SERVICES	Check for Vendor V00077	-1,223.00	-1,223.00	0.00
01/28/2026	Payment	1009	TECO	Check for Vendor V00026	-4,107.47	-4,107.47	0.00
02/03/2026	Payment	1010	BLUE LIFE POOL SERVICE LLC	Check for Vendor V00057	-2,000.00	-2,000.00	0.00
02/03/2026	Payment	1011	JOBE PEST SERVICES	Check for Vendor V00075	-140.00	-140.00	0.00
02/03/2026	Payment	1012	SALVA TREE CUTTING SERVICE	Check for Vendor V00110	-9,850.00	-9,850.00	0.00

Bank Account Statement

Berry Bay CDD

Monday, March 16, 2026

Page 2

NHIX

Bank Account No. 6498

Statement No. 26_02

Statement Date

02/28/2026

Date	Type	Check No.	Description	Check No.	Debit	Credit	Balance
02/03/2026	Payment	1013	SCHOOLSTATUS, LLC	Check for Vendor V00109	-3,125.00	-3,125.00	0.00
02/03/2026	Payment	1014	SWINE SOLUTIONS	Check for Vendor V00039	-1,550.00	-1,550.00	0.00
02/09/2026	Payment	1015	CARLOS DE LA OSSA	Check for Vendor V00038	-200.00	-200.00	0.00
02/09/2026	Payment	1016	COASTAL FENCE SERVICES, LLC	Check for Vendor V00105	-385.00	-385.00	0.00
02/09/2026	Payment	1017	DOWN TO EARTH	Check for Vendor V00107	-3,162.03	-3,162.03	0.00
02/09/2026	Payment	1018	ECO-LOGIC SERVICES LLC	Check for Vendor V00108	-6,885.00	-6,885.00	0.00
02/09/2026	Payment	1019	GRAU AND ASSOCIATES	Check for Vendor V00015	-6,900.00	-6,900.00	0.00
02/09/2026	Payment	1020	KELLY ANN EVANS	Check for Vendor V00019	-200.00	-200.00	0.00
02/09/2026	Payment	1021	NICHOLAS J. DISTER	Check for Vendor V00016	-200.00	-200.00	0.00
02/09/2026	Payment	1022	SALVA PAVERS SOLUTION	Check for Vendor V00112	-2,200.00	-2,200.00	0.00
02/09/2026	Payment	1023	SALVA TREE CUTTING SERVICE SIGNAL 88	Check for Vendor V00110	-1,900.00	-1,900.00	0.00
02/09/2026	Payment	1024	FRANCHISE GROUP, INC.	Check for Vendor V00101	-1,050.00	-1,050.00	0.00
02/11/2026	Payment	1025	BERRY BAY CDD	Check for Vendor V00022	-11,209.39	-11,209.39	0.00
02/13/2026	Payment	1026	DOWN TO EARTH	Payment of Invoice 002026	-27,976.08	-27,976.08	0.00
02/13/2026	Payment	1027	INFRAMARK LLC	Payment of Invoice 002027	-300.00	-300.00	0.00
02/13/2026	Payment	1028	STANTEC CONSULTING SERVICES INC	Payment of Invoice 002024	-632.50	-632.50	0.00
02/13/2026	Payment	300108	CHARTER COMMUNICATION S	Inv: 2748863013126-ACH	-110.00	-110.00	0.00
02/13/2026	Payment	300109	TECO	Inv: 020526-26104-ACH	-11,138.71	-11,138.71	0.00
02/17/2026	Payment	1029	DOWN TO EARTH	Check for Vendor V00107	-432.00	-432.00	0.00
02/17/2026	Payment	1030	GRAU AND ASSOCIATES	Check for Vendor V00015	-600.00	-600.00	0.00
02/26/2026	Payment	1034	INFRAMARK LLC	Check for Vendor V00023	-13.32	-13.32	0.00
02/23/2026		JE001182	Bank Fees	Truist Bank	-311.65	-311.65	0.00
Total Checks					-159,839.64	-159,839.64	0.00

Adjustments

Total Adjustments

Outstanding Checks

12/29/2025	Payment	980	JOBE PEST SERVICES	Check for Vendor V00075			-140.00
02/19/2026	Payment	300110	TECO	Inv: 021126-9422-ACH			-1,492.08
02/19/2026	Payment	300111	BOCC	Inv: 021726-7985-ACH			-156.29
02/23/2026	Payment	300113	TECO	Inv: 021226-93786-ACH			-7,056.27
02/23/2026	Payment	300114	TECO	Inv: 021226-63334-ACH			-512.90
02/23/2026	Payment	300115	TECO	Inv: 021226-92960-ACH			-1,025.80
02/23/2026	Payment	300116	TECO	Inv: 021226-93802-ACH			-1,445.44
02/23/2026	Payment	300117	TECO	Inv: 021226-40294-ACH			-139.88
02/23/2026	Payment	300118	TECO	Inv: 021226-23916-ACH			-13.32
02/23/2026	Payment	300119	TECO	Inv: 021226-93150-ACH			-1,456.74

Bank Account Statement

Berry Bay CDD

Monday, March 16, 2026

Page 3

NHIX

Bank Account No. 6498

Statement No. 26_02

Statement Date

02/28/2026

02/23/2026	Payment	300120	TECO	Inv: 021226-82187-ACH	-27.90
02/26/2026	Payment	1031	CITY-WIDE CLEANING LLC	Check for Vendor V00065	-1,165.00
02/26/2026	Payment	1032	COASTAL FENCE SERVICES, LLC	Check for Vendor V00105	-1,300.00
02/26/2026	Payment	1033	DOWN TO EARTH	Check for Vendor V00107	-510.00
02/26/2026	Payment	1035	JOBE PEST SERVICES	Check for Vendor V00075	-140.00
02/26/2026	Payment	1036	SWINE SOLUTIONS	Check for Vendor V00039	-1,550.00
Total Outstanding Checks					-18,131.62

Outstanding Deposits

Total Outstanding Deposits

Report Name Check Register By Fund

Date Range ** 02/01/2026..02/28/2026

Fund No. 001..999

Vendor No. **** all

Sort By	Check No.
Include Check Subtotal	No

**** Must be a date range (i.e. 11/1/09..11/30/09)**

****** Leave blank or insert "ALL" for all vendors.**

BERRY BAY COMMUNITY DEVELOPMENT DISTRICT

Payment Register by Fund

For the Period from 02/01/2026 to 02/28/2026

(Sorted by Check / ACH No.)

Fund No.	Check / ACH No.	Date	Payee	Invoice No.	Payment Description	Invoice / GL Description	G/L Account #	Amount Paid
GENERAL FUND - 001								
001	1010	02/03/26	BLUE LIFE POOL SERVICE LLC	22175	FEB 26-POOL SERVICESZ	POOL CLEANING	531034-57217	\$2,000.00
001	1011	02/03/26	JOBE PEST SERVICES	6214	JAN 26-PEST CONTROL	PEST CONTROL	534181-57217	\$140.00
001	1012	02/03/26	SALVA TREE CUTTING SERVICE	1025	JAN 26-TREE SERVICES	TREE SERVICES	546300-53908	\$9,850.00
001	1013	02/03/26	SCHOOLSTATUS, LLC	INV-SS-5829	WEBSITE DESIGN	Website ADA Compliance	534397-51301	\$3,125.00
001	1014	02/03/26	SWINE SOLUTIONS	690	JAN 26-MONTHLY TRAPPING SERVICES	TRAPPING FEE	531074-53908	\$1,550.00
001	1015	02/09/26	CARLOS DE LA OSSA	CO-020526	BOARD 02/05/26	Supervisor Fees	511100-51301	\$200.00
001	1016	02/09/26	COASTAL FENCE SERVICES, LLC	78	FEB 26-SINKING PAVERS AT THE POOL	SINKING PAVERS AT THE POOL	531034-57217	\$385.00
001	1017	02/09/26	DOWN TO EARTH	166420	JAN 26-TREE/PLANT INSTALLATION	TREE/PLANT INSTALLATION	546468-53908	\$2,351.00
001	1017	02/09/26	DOWN TO EARTH	166420	JAN 26-TREE/PLANT INSTALLATION	IRRIGATION SERVICES	546930-53908	\$85.00
001	1017	02/09/26	DOWN TO EARTH	166476	JAN 26-IRRIGATION SERVICES	IRRIGATION SERVICES	546930-53908	\$726.03
001	1018	02/09/26	ECO-LOGIC SERVICES LLC	6199	JAN 26-LAKE MAINTENANCE SVS	LAKE MAINTENANCE	546995-53908	\$6,885.00
001	1019	02/09/26	GRAU AND ASSOCIATES	28542	AUDIT FYE 09/30/2025	AUDIT	532002-51301	\$6,900.00
001	1020	02/09/26	KELLY ANN EVANS	KE-020526	BOARD 02/05/26	Supervisor Fees	511100-51301	\$200.00
001	1021	02/09/26	NICHOLAS J. DISTER	ND-020526	BOARD 02/05/26	Supervisor Fees	511100-51301	\$200.00
001	1022	02/09/26	SALVA PAVERS SOLUTION	2026-001	FEB 26-RE-INSTALL PAVERS & RE-APPLY MORTSAR TAP	RE-INSTALL PAVERS AND RE-APPLY MORTAR TAP	546214-57217	\$2,200.00
001	1023	02/09/26	SALVA TREE CUTTING SERVICE	1026	FEB 26-TREE REMOVAL	TREE REMOVAL	546468-53908	\$1,900.00
001	1024	02/09/26	SIGNAL 88 FRANCHISE GROUP, INC.	US_128909	SECURITY PATROL 01/01/26-01/31/26	SECURITY PATROL	534368-57217	\$1,050.00
001	1026	02/13/26	DOWN TO EARTH	165879	FEB 26-LANDSCAPE MAINTENANCE	LANDSCAPE MAINTENANCE CONTRACT	546300-53908	\$27,976.08
001	1027	02/13/26	INFRAMARK LLC	1164981	JAN 26-MAINTENANCE-REPLACED CEILING FAN	MAINTENANCE-REPLACED CEILING FAN	546516-57217	\$300.00
001	1028	02/13/26	STANTEC CONSULTING SERVICES INC	2517864	ENGINEERING SVS THRU 02/03/26	ENGINEERING SERVICES	531147-51301	\$632.50
001	1029	02/17/26	DOWN TO EARTH	16751	FEB 26-IRRIGATION REPAIRS	IRRIGATION REPAIRS	546930-53908	\$432.00
001	1030	02/17/26	GRAU AND ASSOCIATES	28706	AUDIT FYE 12/31/25	AUDIT	532002-51301	\$600.00
001	1031	02/26/26	CITY-WIDE CLEANING LLC	19977	FEB 26-PET STATION	PET STATION	552161-57217	\$330.00
001	1031	02/26/26	CITY-WIDE CLEANING LLC	19976	FEB 26-JANITORIAL SERVICES	CLEANING SERVICES	534026-57217	\$835.00
001	1032	02/26/26	COASTAL FENCE SERVICES, LLC	66	JAN 26-HINGES SELF-CLOSING	HINGES SELF-CLOSING /GATE	546227-57217	\$1,300.00
001	1033	02/26/26	DOWN TO EARTH	167759	FEB 26-REMOVE 3 DEAD SABAL PALMS	REMOVE 3 DEAD SABAL PALMS	546468-53908	\$510.00
001	1034	02/26/26	INFRAMARK LLC	171425	JAN 26-POSTAGE	POSTAGE	541024-51301	\$13.32
001	1035	02/26/26	JOBE PEST SERVICES	6279	FEB 26-PEST CONTROL	PEST CONTROL	534181-57217	\$140.00
001	1036	02/26/26	SWINE SOLUTIONS	701	FEB 26-MONTHLY TRAPPING SERVICE	TRAPPING FEE	531074-53908	\$1,550.00
001	300108	02/13/26	CHARTER COMMUNICATIONS	2748863013126-ACH	INTERNET 01/31/26-02/28/26	INTERNET	541036-53100	\$110.00
001	300109	02/13/26	TECO	020526-26104-ACH	12/09/25-01/08/26 ELECTRIC	STREETLIGHTS	543062-53100	\$10,502.25
001	300109	02/13/26	TECO	020526-26104-ACH	12/09/25-01/08/26 ELECTRIC	ELECTRIC	543041-53100	\$636.46
001	300110	02/19/26	TECO	021126-9422-ACH	ELECTRIC 01/08/26-02/05/26	STREETLIGHTS	543062-53100	\$1,492.08
001	300111	02/19/26	BOCC	021726-7985-ACH	WATER 01/19/26-02/16/26	WATER	543021-53100	\$156.29
001	300113	02/23/26	TECO	021226-93786-ACH	STREETLIGHTS 01/09/26-02/06/26	STREETLIGHTS	543062-53100	\$7,056.27
001	300114	02/23/26	TECO	021226-63334-ACH	STREETLIGHTS 01/09/26-02/06/26	STREETLIGHTS	543062-53100	\$512.90
001	300115	02/23/26	TECO	021226-92960-ACH	STREETLIGHTS 01/09/26-02/06/26	STREETLIGHTS	543062-53100	\$1,025.80
001	300116	02/23/26	TECO	021226-93802-ACH	STREETLIGHTS 01/09/26-02/06/26	STREETLIGHTS	543062-53100	\$1,445.44
001	300117	02/23/26	TECO	021226-40294-ACH	STREETLIGHTS 01/09/26-02/06/26	STREETLIGHTS	543062-53100	\$139.88
001	300118	02/23/26	TECO	021226-23916-ACH	ELECTRIC 01/09/26-02/06/26	ELECTRIC	543041-53100	\$13.32
001	300119	02/23/26	TECO	021226-93150-ACH	ELECTRIC 01/09/26-02/06/26	ELECTRIC	543041-53100	\$1,456.74
001	300120	02/23/26	TECO	021226-82187-ACH	ELECTRIC 01/09/26-02/06/26	ELECTRIC	543041-53100	\$27.90
Fund Total								\$98,941.26

SERIES 2021 DEBT SERVICE FUND - 202

202	1025	02/11/26	BERRY BAY CDD	02032026-0203	SERIES 2021 AND SERIES FY 26 DS	SERIES 2021 FY26 TAX DIST ID 02.03.2026	103200	\$7,740.51
Fund Total								\$7,740.51

SERIES 2023 DEBT SERVICE FUND - 203

203	1025	02/11/26	BERRY BAY CDD	02032026-0203	SERIES 2021 AND SERIES FY 26 DS	SERIES 2023 FY26 FS 02.03.2026	103200	\$3,468.88
-----	------	----------	---------------	---------------	---------------------------------	--------------------------------	--------	------------

BERRY BAY COMMUNITY DEVELOPMENT DISTRICT

Payment Register by Fund

For the Period from 02/01/2026 to 02/28/2026

(Sorted by Check / ACH No.)

Fund No.	Check / ACH No.	Date	Payee	Invoice No.	Payment Description	Invoice / GL Description	G/L Account #	Amount Paid	
								Fund Total	<u>\$3,468.88</u>

Total Checks Paid **\$110,150.65**

Fund	Check#	Invoice #	Url
001	1010	22175	
001	1011	6214	
001	1012	1025	
001	1013	INV-SS-5829	
001	1014	690	
001	1015	CO-020526	
001	1016	78	
001	1017	166420	
001	1017	166476	
001	1018	6199	
001	1019	28542	
001	1020	KE-020526	
001	1021	ND-020526	
001	1022	2026-001	
001	1023	1026	
001	1024	US_128909	
001	1025	02032026-0203	
001	1026	165879	
001	1027	1164981	
001	1028	2517864	
001	1029	16751	
001	1030	28706	
001	1031	19977	
001	1031	19976	
001	1032	66	
001	1033	167759	
001	1034	171425	
001	1035	6279	
001	1036	701	
001	300108	2748863013126-ACH	
001	300109	020526-26104-ACH	
001	300110	021126-9422-ACH	
001	300111	021726-7985-ACH	
001	300113	021226-93786-ACH	
001	300114	021226-63334-ACH	
001	300115	021226-92960-ACH	
001	300116	021226-93802-ACH	
001	300117	021226-40294-ACH	
001	300118	021226-23916-ACH	
001	300119	021226-93150-ACH	
001	300120	021226-82187-ACH	
202	1010	22175	
202	1011	6214	
202	1012	1025	
202	1013	INV-SS-5829	
202	1014	690	
202	1015	CO-020526	
202	1016	78	
202	1017	166420	
202	1017	166476	
202	1018	6199	
202	1019	28542	
202	1020	KE-020526	
202	1021	ND-020526	
202	1022	2026-001	
202	1023	1026	
202	1024	US_128909	

Fund	Check#	Invoice #	Url
202	1025	02032026-0203	
202	1026	165879	
202	1027	1164981	
202	1028	2517864	
202	1029	16751	
202	1030	28706	
202	1031	19977	
202	1031	19976	
202	1032	66	
202	1033	167759	
202	1034	171425	
202	1035	6279	
202	1036	701	
202	300108	2748863013126-ACH	
202	300109	020526-26104-ACH	
202	300110	021126-9422-ACH	
202	300111	021726-7985-ACH	
202	300113	021226-93786-ACH	
202	300114	021226-63334-ACH	
202	300115	021226-92960-ACH	
202	300116	021226-93802-ACH	
202	300117	021226-40294-ACH	
202	300118	021226-23916-ACH	
202	300119	021226-93150-ACH	
202	300120	021226-82187-ACH	
203	1010	22175	
203	1011	6214	
203	1012	1025	
203	1013	INV-SS-5829	
203	1014	690	
203	1015	CO-020526	
203	1016	78	
203	1017	166420	
203	1017	166476	
203	1018	6199	
203	1019	28542	
203	1020	KE-020526	
203	1021	ND-020526	
203	1022	2026-001	
203	1023	1026	
203	1024	US_128909	
203	1025	02032026-0203	
203	1026	165879	
203	1027	1164981	
203	1028	2517864	
203	1029	16751	
203	1030	28706	
203	1031	19977	
203	1031	19976	
203	1032	66	
203	1033	167759	
203	1034	171425	
203	1035	6279	
203	1036	701	
203	300108	2748863013126-ACH	
203	300109	020526-26104-ACH	
203	300110	021126-9422-ACH	

Fund	Check#	Invoice #	Url
203	300111	021726-7985-ACH	
203	300113	021226-93786-ACH	
203	300114	021226-63334-ACH	
203	300115	021226-92960-ACH	
203	300116	021226-93802-ACH	
203	300117	021226-40294-ACH	
203	300118	021226-23916-ACH	
203	300119	021226-93150-ACH	
203	300120	021226-82187-ACH	

Website Creation and Management Agreement

This Website Creation and Management Agreement (the “**Agreement**”) is made and entered into as of March 1, 2026, by and between the **Berry Bay Community Development District**, a local unit of special-purpose government established pursuant to Chapter 190, Florida Statutes (the “**District**”) and **SchoolStatus, LLC**, a Mississippi limited liability company registered to do business in the state of Florida (the “**Contractor**”).

Background Information:

The District is required to have a website and desires to have a website created, regularly updated, managed, inspected, and remediated to ensure compliance with the Americans with Disabilities Act (the “**ADA**”). The Contractor has the technical expertise to provide the above-mentioned services. The District desires to retain the Contractor to provide services as described in this Agreement.

Operative Provisions:

1. **Incorporation of Background Information.** The background information stated above is true and correct and by this reference is incorporated as a material part of this Agreement.
2. **Scope of Services.** The work to be performed shall include all labor, material, equipment, supervision, and transportation necessary to perform the services described in the “**Statement of Work**” attached hereto and incorporated herein as **Exhibit A**.
3. **Manner of Performance and Care of the Property.** The work shall be done, furnished, and performed in a workmanlike manner to the satisfaction of the District and shall be in accordance with the best management practices in the industry.
4. **Compensation.**
 - a. The District agrees to compensate the Contractor for a one-time fee of **\$1,512.00** for the Creation of Website work described in the Statement of Work.
 - b. The District agrees to compensate the Contractor on an annual basis in the amount of **\$1,613.00** for all other work described in the Statement of Work.
 - c. Contractor will provide the District with an invoice on an annual basis, to be paid in advance of all of the services to be provided. The District shall pay the Contractor within 30 days of receipt of the invoice.
5. **Term and Renewal.** The initial term of this Agreement shall be for 1-year from the date of this Agreement. At the end of the initial term, the Agreement shall automatically renew for the same term and contract provisions as the initial term, until terminated by either party pursuant to the termination provision below.
6. **Termination.** Either party may terminate this Agreement without cause with 30 days written notice to the other party. Upon termination of this Agreement:

- a. The Contractor shall be entitled to retain the entire payment made for the current term (as Contractor pays for the domain fee and other licenses on an annual basis).
 - b. If the District provides a termination notice at least 30 days prior to the autorenewal, then the District will not be obligated to pay for the upcoming renewal term.
 - i. If the District provides a termination notice within 29 days of the renewal then the District will be obligated to pay Contractor the compensation for the upcoming renewal term as domain fees and other licenses require time to cancel or transfer.
 - c. The Contractor will provide the District or its designee with all domain names, authorizations, usernames, passwords, and content (including remediated content) in the format in which it was stored on the server, at a cost not to exceed \$50 to the District.
 - d. The Contractor will be permitted to remove its name and ADA compliance shield, seal, or certificate from the website on the effective date of the termination.
 - e. If the Contractor was using certain software (including content management software) that is proprietary and was licensed to the District during the term of the Agreement, then the Contractor shall coordinate with the District as to the end of the license or simply create a simple splash page of the District with information on the transition to a new website.
7. **Ownership of Website, Domain Name, and Content.** The District will be the owner of the website, domain name, and all content (including remediated content provided by the Contractor) on the website.
8. **No Infringement of Intellectual Property.** Contractor warrants and represents that no product or services provided by Contractor will infringe, misappropriate, or otherwise violate the intellectual property rights of any third-party. Contractor shall take all steps to ensure that the District has no access to confidential software or data that is proprietary (whether it's the Contractor's or another provider's through a license agreement).
9. **Additional Services.** When authorized in advance in writing by the District, the Contractor may provide additional services beyond those listed above. The additional services and any additional compensation are to be agreed upon in writing prior to the work commencing and covered under a separate amendment, addendum, change order, or work order authorization.
10. **Relationship Between the Parties.** It is understood that the Contractor is an independent contractor and shall perform the services contemplated under this Agreement. As an independent contractor, nothing in this Agreement shall be deemed to create a partnership, joint venture, or employer-employee relationship between the Contractor and the District. The Contractor shall not have the right to make any contract or commitments for, or on behalf of, the District without the prior written approval of the District. The Contractor assumes full responsibility for the payment and reporting of all local, state,

and federal taxes and other contributions imposed or required of the Contractor during the performance of services to the District.

11. Compliance with Governmental Regulation. The Contractor shall keep, observe, and perform all requirements of applicable local, State, and Federal laws, rules, regulations, or ordinances. If the Contractor fails to notify the District in writing within 5 days of the receipt of any notice, order, required to comply notice, or a report of a violation or an alleged violation, made by any local, State, or Federal governmental body or agency or subdivision thereof with respect to the services being rendered under this Agreement or any action of the Contractor or any of its agents, servants, employees, or material men, or with respect to terms, wages, hours, conditions of employment, safety appliances, or any other requirements applicable to provision of services, or fails to comply with any requirement of such agency within 5 days after receipt of any such notice, order, request to comply notice, or report of a violation or an alleged violation, the District may terminate this Agreement, such termination to be effective immediately upon the giving of notice of termination. Contractor is solely responsible for complying with all applicable laws pertaining to website accessibility, including but not limited to the ADA and those certain WCAG standards, and other web accessibility guidelines as amended from time to time. Any fees or fines incurred or imposed due to non-compliance shall be borne solely by the Contractor.

12. Insurance. The Contractor or any subcontractor performing the work described in this Agreement shall maintain throughout the term of this Agreement the following insurance:

- a. Worker's Compensation Insurance in accordance with the laws of the State of Florida.
- b. Commercial General Liability Insurance covering the Contractor's legal liability for bodily injuries, with limits of not less than \$1,000,000 combined single limit bodily injury and property damage liability and covering at least the following hazards: Independent Contractors Coverage for bodily injury and property damage in connection with subcontractors' operation.
- c. Employer's Liability Coverage with limits of at least \$1,000,000 per accident or disease.
- d. Automobile Liability Insurance for bodily injuries in limits of not less than \$1,000,000 combined single limit bodily injury and for property damage, providing coverage for any accident arising out of or resulting from the operation, maintenance, or use by the Contractor of any owned, non-owned, or hired automobiles, trailers, or other equipment required to be licensed.

The District, its staff, consultants and supervisors shall be named as an additional insured. The Contractor shall furnish the District with the Certificate of Insurance evidencing compliance with this requirement. No certificate shall be acceptable to the District unless it provides that any change or termination within the policy periods of the insurance coverage, as certified, shall not be effective within 30 days of prior written notice to the District. Insurance coverage shall be from a reputable insurance carrier, licensed to conduct business in the State of Florida.

- 13. Indemnification.** Contractor agrees to indemnify and hold the District and its officers, agents and employees harmless from any and all liability, claims, actions, suits, demands and obligations by any person, corporation or other entity for injuries, death, property damage or of any nature, arising out of, or in connection with, the work to be performed by Contractor. Obligations shall include the payment of all settlements, judgments, damages, penalties, forfeitures, back pay, court costs, arbitration and/or mediation costs, litigation expenses, attorney's fees and paralegal fees (whether in court, out of court, on appeal or in bankruptcy proceedings), as ordered.
- 14. Limitations on Governmental Liability.** Nothing in this Agreement shall be deemed as a waiver of immunity or limits of liability of the District beyond any statutory limited waiver of immunity or limits of liability which may have been adopted by the Florida Legislature in Section 768.28, Florida Statutes or other statute, and nothing in this Agreement shall inure to the benefit of any third party for the purpose of allowing any claim which would otherwise be barred under the Doctrine of Sovereign Immunity or by operation of law.
- 15. Scrutinized Companies.** Pursuant to Section 287.135, Florida Statutes, Contractor represents that in entering into this Agreement, the Contractor has not been designated as a "scrutinized company" under the statute and, in the event that the Contractor is designated as a "scrutinized company", the Contractor shall immediately notify the District whereupon this Agreement may be terminated by the District.
- 16. Public Records.** As required under Section 119.0701, Florida Statutes, Contractor shall (a) keep and maintain public records required by the District in order to perform the service, (b) upon request from the District's custodian of public records, provide the District with a copy of the requested records or allow the records to be inspected or copied within a reasonable time at a cost that does not exceed the cost provided by law, (c) ensure that public records that are exempt or confidential and exempt from public records disclosure requirements are not disclosed except as authorized by law for the duration of this Agreement term and following completion of this Agreement if the Contractor does not transfer the records to District, (d) meet all requirements for retaining public records and transfer, at no cost, to the District all public records in possession of the Contractor upon termination of this Agreement and destroy any duplicate public records that are exempt or confidential and exempt from public records disclosure requirements. All records stored electronically must be provided to the District in a format that is compatible with the information technology systems of the District.

IF THE CONTRACTOR HAS QUESTIONS REGARDING THE APPLICATION OF CHAPTER 119, FLORIDA STATUTES, TO THE CONTRACTOR'S DUTY TO PROVIDE PUBLIC RECORDS RELATING TO THIS AGREEMENT, CONTACT THE CUSTODIAN OF PUBLIC RECORDS AT (813) 873-7300, BY EMAIL AT PUBLICRECORDS@INFRAMARK.COM, OR BY REGULAR MAIL AT 2005 PAN AM CIRCLE, SUITE 300, TAMPA, FLORIDA 33607.

- 17. E-Verification.** Pursuant to Section 448.095(2), Florida Statutes, Contractor represents that Contractor is eligible to contract with the District and is currently in compliance and will remain in compliance, for as long as it has any obligations under this Agreement, with all requirements of the above statute; this includes, but is not limited to, registering with and using the United States Department of Homeland Security's E-Verify system to verify the work authorization status of all employees hired on or after January 1, 2021. If the District has a good faith belief that the Contractor has knowingly violated Section 448.09(1), Florida Statutes, the District may terminate this Agreement as required by Section 448.095(2)(c), Florida Statutes. If the District has a good faith belief that a subcontractor knowingly violated Section 448.09(1), Florida Statutes, but the Contractor otherwise complied with its obligations thereunder, the District shall promptly notify the Contractor and the Contractor will immediately terminate its contract with the subcontractor. If this Agreement is terminated in accordance with this section, then the Contractor will be liable for any additional costs incurred by the District.
- 18. Anti-Human Trafficking.** Pursuant to Section 787.06, Florida Statutes, Contractor represents that in entering into this Agreement, the Contractor does not use coercion for labor or services as defined in the statute. The Contractor is required to provide an affidavit, signed by an officer or a representative of the Contractor with this representation, addressed to the District, as required by Section 787.06(13), Florida Statutes.
- 19. Controlling Law and Venue.** This Agreement shall be governed under the laws of the State of Florida with venue in the county where the District is located.
- 20. Enforcement of Agreement.** Neither party shall be responsible in damages, penalties or otherwise for any failure or delay in the performance of any of its obligations hereunder caused by fire, floods, strikes, riots, war, acts of God, accidents, material unavailability, governmental order and/or regulations. In the event it shall become necessary for either party to institute legal proceedings in order to enforce the terms of this Agreement, the prevailing party shall be entitled to all costs, including reasonable attorney's fees at both trial and appellate levels against the non-prevailing party.
- 21. Amendment.** Amendments to and waivers of the provisions contained in this Agreement may be made only by an instrument in writing which is executed by both of the parties hereto.
- 22. Assignment.** This Agreement is not transferrable or assignable by either party without the written approval of both parties, not to be unreasonably withheld; provided, however, that no consent shall be required for the assignment to a corporate affiliate or in connection with a merger, acquisition, corporate reorganization, or sale of all or substantially all of Contractor's assets, provided that such acquirer agreed to be bound by all of the terms and conditions hereof and written notice is provided to the District.

- 23. Arm's Length Transaction.** This Agreement has been negotiated fully between the District and the Contractor as an arm's length transaction. In the case of a dispute concerning the interpretation of any provision of this Agreement, the parties are each deemed to have drafted, chosen, and selected the language, and any doubtful language will not be interpreted or construed against any party.
- 24. Counterparts.** This Agreement may be executed in any number of counterparts, each of which when executed and delivered shall be an original; however, all such counterparts together shall constitute, but one and the same instrument.
- 25. Authorization.** The execution of this Agreement has been duly authorized by the appropriate body or official of all parties hereto, each party has complied with all the requirements of law, and each party has full power and authority to comply with the terms and provisions of this instrument.
- 26. Severability.** If any provision of this Agreement is held invalid or unenforceable, the remainder of this Agreement shall remain in full force and effect.
- 27. Notice.** Whenever any party desires to give notice to the other party, it must be given by written notice, sent by email, certified United States mail with return receipt requested, or a nationally recognized express transportation company to the addresses below. In the event that any party undergoes a change in address or contact information, notification to the other party shall be made.

To the District:
c/o Inframark
2005 Pan Am Circle, Suite 300
Tampa, FL 33607
Attn: Jayna Cooper
jcooper@inframark.com

To Contractor:
SchoolStatus, LLC
800 Woodlands Pkwy, Suite 107
Ridgeland, MS 39157
Attn: Emily Thompson
Emily.Thompson@schoolstatus.com

- 28. Entire Agreement.** This Agreement contains the entire agreement and neither party is to rely upon any oral representations made by the other party. This Agreement supersedes and subsumes any prior agreements. To the extent that any provisions of this Agreement conflict with the provisions in any exhibit, the provisions in this Agreement shall control over provisions in any exhibit.

[SIGNATURE PAGE TO FOLLOW]

IN WITNESS WHEREOF, the parties hereto have signed this Agreement on the day and year written above.

SchoolStatus, LLC

Signed by:
Phill Carr
Name: Phill Carr
Title: Chief Sales Officer

**Berry Bay
Community Development District**

Signed by:
Carlos de la Ossa
CC0CB251E795481...
Name: Carlos de la Ossa
Title: Chair of the Board of Supervisors

EXHIBIT A

Statement of Work

- 1. Creation of Website.** Contractor will deliver a functional, responsive, working ADA compliant website that can display content submitted to the Contractor by the District. At a minimum, the website and the documents on the website will:
 - a. Comply with the guidelines provided by Web Content Accessibility Guidelines 2.1, as amended and/or replaced by new releases from time to time (“WCAG”);
 - b. Contain a website accessibility policy that includes: a commitment to accessibility for persons with disabilities, the accessibility standard used and applied to the website (at a minimum WCAG), and contact information of the District Manager or their designee (email and phone number) in case users encounter any problems;
 - c. Display an ADA compliance shield, seal, or certification;
 - d. Provide options to create a CDD-branded design (colors, logo, etc...)
 - e. Be accessible on modern versions of Internet Explorer, Edge, Mozilla, Safari, and Chrome web browsers and be “mobile friendly” and offer a “mobile version” of the sites content for access from tablets or smart phones.
 - f. Be free of any commercial advertising;
 - g. Be free of any known spyware, virus, or malware;
 - h. Secure certification (https)
 - i. Secure cloud hosting with fail-overs
 - j. Allow for data backups, and record retention as required by law;
 - k. Allow for the display a calendar, reservation request form, and newsletter;
 - l. Creation of a dashboard for the District to upload and remove content, manage all documents, manage document remediation, and review reports generated by the Contractor; and
 - m. Remediate all documents provided by the District for the new website in an ADA compliant format.*

- 2. Domain Fee.** The Contractor shall pay the annual fee for the domain name of the District’s website.

- 3. Maintenance and Management of the Website.**
 - a. Contractor will manage and maintain the website;
 - b. Remediate new documents provided by the District Manager in an ADA compliant format;*
 - i. For Agenda Packages, the Contractor shall turn around the documents within 2 business days
 - c. District shall be responsible for uploading the ADA compliant documents onto the website. Contractor shall ensure that the District only has the ability to upload or remove documents on the website and cannot alter any other aspect of the website;
 - d. Contractor will store all District data, including files, text and parameters; data will be backed-up on a separate storage system at regular intervals; and
 - e. The ADA compliant website will be on-line at all times unless maintenance or upgrades require it to be unavailable. When maintenance or upgrades require the

website to be unavailable, Contractor will provide the District with reasonable advance notice in writing.

4. Monthly Auditing and Remediation Services.

- a. Every month Contractor will comprehensively audit the website's compliance with (1) WCAG and (2) any applicable laws, rules, and regulations (including, the Department of Justice);
- b. After the audit, Contractor will remediate any web accessibility deficiencies of the website or content on the website; and
- c. The Contractor will provide a written report to the District that summarizes the audit and any remediations made.

5. Support Services.

- a. Contractor will supply telephone and/or email support to the District on a reasonable and necessary basis to within business hours – Monday to Friday 9 am to 6 pm EST, exclusive of holidays. The Contractor will provide a listing of detailed hours, holidays, and service availability on their website, and reserves the right to modify the times technical support is available.

*If certain documents are not able to be fully remediated, Contractor shall work with the District to create a summary of the content in the document and provide contact information if anyone needs reasonable accommodations to access the full content within that document.



Down to Earth Landscape & Irrigation

PO Box 72701
Cleveland, Ohio 44192-0002
(321) 263-2700

Estimate: #142730

Customer Address

Inframark
Jayna Cooper
2005 Pan Am Circle Suite 300
Tampa, Florida 33604
Jayna.Cooper@inframark.com
813-608-8242

Billing Address

Jayna Cooper
Inframark
2005 Pan Am Circle Suite 300
Tampa, FL 33604

Physical Job Address

Berry Bay CDD
4969 Eagle Rock Dr
Wimauma, FL 33589

Job

Debris Removal 3.12.26

Estimated Job Start Date

March 12, 2026

Proposed By

Alexandra Steiner

Due Date

<u>Estimate Details</u>				
Description of Services & Materials	Unit	Quantity	Rate	Amount
Tree/Plant Installation				
Site Prep, Removal, & Disposal (E)				\$75.00
Waste or Debris Disposal	Each	1	\$425.00	\$425.00
			Subtotal	\$500.00
			Estimated Tax	\$0.00
			Job Total	\$500.00

Remove 327 Red Copperleaf, 25 Cardboard Palm. Grade beds. Extra dump truck and driver needed.

Estimates require a 50% deposit to order and schedule any approved work. Price does not include any irrigation repairs. Irrigation repairs to be billed separately on a time and material basis.

Proposed By:

Alexandra Steiner

Down to Earth

03/10/2026

Date

Agreed & Accepted By:

Signed by:

Kollamay Turkoane

1F3BE9E795D0415...

Inframark

3/17/2026

Date

Estimates require a 50% deposit to order and schedule any approved work. The remaining invoice balance is due upon receipt. Pricing on this proposal is good for 30 days from the date created. Actual irrigation repairs will be billed at our standard labor rate plus materials. Any loss or damage from theft, tampering, vandalism, drainage, soil conditions, salt, frost, wildlife, pests, disease, lack of proper maintenance, or acts of God are excluded from this warranty. Additionally, anything underground that cannot be marked by "No Cuts", if damaged, is not covered in the above proposal. Unless specifically quoted, this job only includes an irrigation check. If irrigation services are required, an additional bid will be submitted. If the additional bid is not accepted, DTE is not responsible for loss of materials installed. This proposal is subject to our Terms & Conditions at <https://dtelandscape.com/terms-and-conditions/>.



Down to Earth Landscape & Irrigation

PO Box 72701
Cleveland, Ohio 44192-0002
(321) 263-2700

Estimate: #140847

Customer Address

Inframark
Jayna Cooper
2005 Pan Am Circle Suite 300
Tampa, Florida 33604
Jayna.Cooper@inframark.com
813-608-8242

Billing Address

Jayna Cooper
Inframark
2005 Pan Am Circle Suite 300
Tampa, FL 33604

Physical Job Address

Berry Bay CDD
4969 Eagle Rock Dr
Wimauma, FL 33589

Job

Mulch for Annual Beds - Feb
2026

Estimated Job Start Date

February 23, 2026

Proposed By

Alexandra Steiner

Due Date

<u>Estimate Details</u>				
Description of Services & Materials	Unit	Quantity	Rate	Amount
Tree/Plant Installation				
Site Prep, Removal, & Disposal (E)				\$425.00
Cocoa Mulch Installed (E)	2 Cubic Foot Bag	75	\$11.26	\$844.49
			Subtotal	\$1,269.49
			Estimated Tax	\$0.00
			Job Total	\$1,269.49

Install mulch at annual beds.

Estimates require a 50% deposit to order and schedule any approved work. Price does not include any irrigation repairs. Irrigation repairs to be billed separately on a time and material basis.

Proposed By:

Alexandra Steiner
Down to Earth

02/17/2026
Date

Agreed & Accepted By:

Signed by:

Kollamay Turkoane

1E3BF9E795D0415

3/17/2026

Inframark

Date

Estimates require a 50% deposit to order and schedule any approved work. The remaining invoice balance is due upon receipt. Pricing on this proposal is good for 30 days from the date created. Actual irrigation repairs will be billed at our standard labor rate plus materials. Any loss or damage from theft, tampering, vandalism, drainage, soil conditions, salt, frost, wildlife, pests, disease, lack of proper maintenance, or acts of God are excluded from this warranty. Additionally, anything underground that cannot be marked by "No Cuts", if damaged, is not covered in the above proposal. Unless specifically quoted, this job only includes an irrigation check. If irrigation services are required, an additional bid will be submitted. If the additional bid is not accepted, DTE is not responsible for loss of materials installed. This proposal is subject to our Terms & Conditions at <https://dtelandscape.com/terms-and-conditions/>.



Down to Earth Landscape & Irrigation

PO Box 72701
Cleveland, Ohio 44192-0002
(321) 263-2700

Estimate: #141865

Customer Address

Inframark
Jayna Cooper
2005 Pan Am Circle Suite 300
Tampa, Florida 33604
Jayna.Cooper@inframark.com
813-608-8242

Billing Address

Jayna Cooper
Inframark
2005 Pan Am Circle Suite 300
Tampa, FL 33604

Physical Job Address

Berry Bay CDD
4969 Eagle Rock Dr
Wimauma, FL 33589

Job

Sabal Palm Removal - March
2026

Estimated Job Start Date

March 12, 2026

Proposed By

Alexandra Steiner

Due Date

<u>Estimate Details</u>				
Description of Services & Materials	Unit	Quantity	Rate	Amount
Tree/Plant Installation				
Site Prep, Removal, & Disposal (E)				\$510.00
			Subtotal	\$510.00
			Estimated Tax	\$0.00
			Job Total	\$510.00

Flush cut (3) dead Sabal Palms from center medians of Berry Grove Blvd.

Estimates require a 50% deposit to order and schedule any approved work. Price does not include any irrigation repairs. Irrigation repairs to be billed separately on a time and material basis.

Proposed By:

Alexandra Steiner
Down to Earth

02/26/2026

Date

Agreed & Accepted By:

Signed by:

Kollamay Turkoane

3/13/2026

1F3BE9E795D0415

Inframark

Date

Estimates require a 50% deposit to order and schedule any approved work. The remaining invoice balance is due upon receipt. Pricing on this proposal is good for 30 days from the date created. Actual irrigation repairs will be billed at our standard labor rate plus materials. Any loss or damage from theft, tampering, vandalism, drainage, soil conditions, salt, frost, wildlife, pests, disease, lack of proper maintenance, or acts of God are excluded from this warranty. Additionally, anything underground that cannot be marked by "No Cuts", if damaged, is not covered in the above proposal. Unless specifically quoted, this job only includes an irrigation check. If irrigation services are required, an additional bid will be submitted. If the additional bid is not accepted, DTE is not responsible for loss of materials installed. This proposal is subject to our Terms & Conditions at <https://dtelandscape.com/terms-and-conditions/>.



Down to Earth Landscape & Irrigation

PO Box 72701
Cleveland, Ohio 44192-0002
(321) 263-2700

Estimate: #137520

Customer Address

Inframark
Jayna Cooper
2005 Pan Am Circle Suite 300
Tampa, Florida 33604
Jayna.Cooper@inframark.com
813-608-8242

Billing Address

Jayna Cooper
Inframark
2005 Pan Am Circle Suite 300
Tampa, FL 33604

Physical Job Address

Berry Bay CDD
4969 Eagle Rock Dr
Wimauma, FL 33589

Job

Sabal Palm Removal - Jan 2026

Estimated Job Start Date

January 19, 2026

Proposed By

Alexandra Steiner

Due Date

<u>Estimate Details</u>				
Description of Services & Materials	Unit	Quantity	Rate	Amount
Tree/Plant Installation				
Site Prep, Removal, & Disposal (E)				\$510.00
			Subtotal	\$510.00
			Estimated Tax	\$0.00
			Job Total	\$510.00

Remove (3) dead Sabal Palms from center medians of Berry Grove Blvd.

Estimates require a 50% deposit to order and schedule any approved work. Price does not include any irrigation repairs. Irrigation repairs to be billed separately on a time and material basis.

Proposed By:

Alexandra Steiner
Down to Earth

01/07/2026

Date

Agreed & Accepted By:

Signed by:

Kollamay Turkoane

1F3BE9E795D0415...

Inframark

3/17/2026

Date

Estimates require a 50% deposit to order and schedule any approved work. The remaining invoice balance is due upon receipt. Pricing on this proposal is good for 30 days from the date created. Actual irrigation repairs will be billed at our standard labor rate plus materials. Any loss or damage from theft, tampering, vandalism, drainage, soil conditions, salt, frost, wildlife, pests, disease, lack of proper maintenance, or acts of God are excluded from this warranty. Additionally, anything underground that cannot be marked by "No Cuts", if damaged, is not covered in the above proposal. Unless specifically quoted, this job only includes an irrigation check. If irrigation services are required, an additional bid will be submitted. If the additional bid is not accepted, DTE is not responsible for loss of materials installed. This proposal is subject to our Terms & Conditions at <https://dtelandscape.com/terms-and-conditions/>.



Down to Earth Landscape & Irrigation

PO Box 72701
Cleveland, Ohio 44192-0002
(321) 263-2700

Estimate: #142629

Customer Address

Inframark
Jayna Cooper
2005 Pan Am Circle Suite 300
Tampa, Florida 33604
Jayna.Cooper@inframark.com
813-608-8242

Billing Address

Jayna Cooper
Inframark
2005 Pan Am Circle Suite 300
Tampa, FL 33604

Physical Job Address

Berry Bay CDD
4969 Eagle Rock Dr
Wimauma, FL 33589

Job

Sod Replacement - first median
off BG Blvd/301 - March 2026

Estimated Job Start Date

March 30, 2026

Proposed By

Alexandra Steiner

Due Date

<u>Estimate Details</u>				
Description of Services & Materials	Unit	Quantity	Rate	Amount
Tree/Plant Installation				
Site Prep, Removal, & Disposal (E)				\$600.00
St. Augustine "Floritam" sod (400) installed (E)	Pallet	4	\$653.32	\$2,613.26
Irrigation Installation				
Irrigation Labor (Hide)				\$170.00
			Subtotal	\$3,383.26
			Estimated Tax	\$0.00
			Job Total	\$3,383.26

Estimates require a 50% deposit to order and schedule any approved work. The remaining invoice balance is due upon receipt. Pricing on this proposal is good for 30 days from the date created. Actual irrigation repairs will be billed at our standard labor rate plus materials. Any loss or damage from theft, tampering, vandalism, drainage, soil conditions, salt, frost, wildlife, pests, disease, lack of proper maintenance, or acts of God are excluded from this warranty. Additionally, anything underground that cannot be marked by "No Cuts", if damaged, is not covered in the above proposal. Unless specifically quoted, this job only includes an irrigation check. If irrigation services are required, an additional bid will be submitted. If the additional bid is not accepted, DTE is not responsible for loss of materials installed. This proposal is subject to our Terms & Conditions at <https://dtelandscape.com/terms-and-conditions/>.

Replace sod on first middle median of Berry Grove Blvd, off 301. Discussed w/ Arturo 3.6.26



Estimates require a 50% deposit to order and schedule any approved work. Price does not include any irrigation repairs. Irrigation repairs to be billed separately on a time and material basis.

Proposed By:

Alexandra Steiner
Down to Earth

03/10/2026

Date

Agreed & Accepted By:

Signed by:

Rollamay Turkoane

1F3BE9E795D0415...

3/17/2026

Inframark

Date

Estimates require a 50% deposit to order and schedule any approved work. The remaining invoice balance is due upon receipt. Pricing on this proposal is good for 30 days from the date created. Actual irrigation repairs will be billed at our standard labor rate plus materials. Any loss or damage from theft, tampering, vandalism, drainage, soil conditions, salt, frost, wildlife, pests, disease, lack of proper maintenance, or acts of God are excluded from this warranty. Additionally, anything underground that cannot be marked by "No Cuts", if damaged, is not covered in the above proposal. Unless specifically quoted, this job only includes an irrigation check. If irrigation services are required, an additional bid will be submitted. If the additional bid is not accepted, DTE is not responsible for loss of materials installed. This proposal is subject to our Terms & Conditions at <https://dtelandscape.com/terms-and-conditions/>.



Down to Earth Landscape & Irrigation

PO Box 72701
Cleveland, Ohio 44192-0002
(321) 263-2700

Estimate: #142718

Customer Address

Inframark
Jayna Cooper
2005 Pan Am Circle Suite 300
Tampa, Florida 33604
Jayna.Cooper@inframark.com
813-608-8242

Billing Address

Jayna Cooper
Inframark
2005 Pan Am Circle Suite 300
Tampa, FL 33604

Physical Job Address

Berry Bay CDD
4969 Eagle Rock Dr
Wimauma, FL 33589

Job

Additional Annuals - March 2026

Estimated Job Start Date

March 30, 2026

Proposed By

Alexandra Steiner

Due Date

<u>Estimate Details</u>				
Description of Services & Materials	Unit	Quantity	Rate	Amount
Tree/Plant Installation				
Site Prep, Removal, & Disposal (E)				\$595.00
Annuals	4.5"	60	\$2.50	\$150.00
Soil Amendments	Cubic Yard	1	\$88.11	\$88.11
Irrigation Installation				
Irrigation Labor (Hide)				\$85.00
			Subtotal	\$918.11
			Estimated Tax	\$0.00
			Job Total	\$918.11

Estimates require a 50% deposit to order and schedule any approved work. The remaining invoice balance is due upon receipt. Pricing on this proposal is good for 30 days from the date created. Actual irrigation repairs will be billed at our standard labor rate plus materials. Any loss or damage from theft, tampering, vandalism, drainage, soil conditions, salt, frost, wildlife, pests, disease, lack of proper maintenance, or acts of God are excluded from this warranty. Additionally, anything underground that cannot be marked by "No Cuts", if damaged, is not covered in the above proposal. Unless specifically quoted, this job only includes an irrigation check. If irrigation services are required, an additional bid will be submitted. If the additional bid is not accepted, DTE is not responsible for loss of materials installed. This proposal is subject to our Terms & Conditions at <https://dtelandscape.com/terms-and-conditions/>.

Replace damaged annuals from construction vehicles driving thru front median off 301. Leave all annuals that can recover. Adjust irrigation as needed. Discussed with Arturo 3/6.



Estimates require a 50% deposit to order and schedule any approved work. Price does not include any irrigation repairs. Irrigation repairs to be billed separately on a time and material basis.

Proposed By:

Alexandra Steiner
Down to Earth

03/10/2026

Date

Agreed & Accepted By:

Signed by:

Rollamay Turkoane
1F3BE9E795D0415...

3/17/2026

Inframark

Date

Estimates require a 50% deposit to order and schedule any approved work. The remaining invoice balance is due upon receipt. Pricing on this proposal is good for 30 days from the date created. Actual irrigation repairs will be billed at our standard labor rate plus materials. Any loss or damage from theft, tampering, vandalism, drainage, soil conditions, salt, frost, wildlife, pests, disease, lack of proper maintenance, or acts of God are excluded from this warranty. Additionally, anything underground that cannot be marked by "No Cuts", if damaged, is not covered in the above proposal. Unless specifically quoted, this job only includes an irrigation check. If irrigation services are required, an additional bid will be submitted. If the additional bid is not accepted, DTE is not responsible for loss of materials installed. This proposal is subject to our Terms & Conditions at <https://dtelandscape.com/terms-and-conditions/>.

ESTIMATE

Coastal Outdoor Services LLC
6101 Ike Smith Rd
Plant City, FL 33565-3029

office@coastaloutdoorfl.com
+1 (813) 394-0160
https://www.CoastalOutdoorFL.com



Inframark:Inframark - Berry Bay CDD

Bill to

Attn: Jayna
2005 Pan Am Circle
suite 300
Tampa, Florida 33607
United States

Estimate details

Estimate no.: 1259
Estimate date: 02/26/2026

Coastal Sales Rep: Sam Crawford
Job Number: Berry Bay Entrance
Rep. Contact No.: 727-631-8648

#	Product or service	Description	Qty	Rate	Amount
1.	Lighting	replace 16 lights that were damaged and no longer working at the entryway	1	\$4,800.00	\$4,800.00
2.	Transformer	150 w	1	\$250.00	\$250.00
				Total	\$5,050.00

Accepted date

3/4/2026

Accepted by

Jayna Cooper

BLUE LIFE POOL SERVICE | CPC 1461225
 PO Box 1628
 Land O Lakes, FL 34639-1628
 USA
 +18135975009
 accounts@bluelifepools.com
 www.bluelifepools.com

Estimate



ADDRESS
BERRY BAY 5380 NIGHT TIDE LN WIMAUMA, FL 33598

ESTIMATE #	DATE
5746	03/09/2026

ITEM	DESCRIPTION	QTY	RATE	AMOUNT
FEEDER.	NEW CHEMICAL STENNER PUMP - CHLORINE FEEDER	1	559.00	559.00
INSTALLATION	CHLORINE FEEDER INSTALLATION	1	60.00	60.00
			SUBTOTAL	619.00
			TAX	0.00
			TOTAL	\$619.00

Accepted By

Jayna Cooper

Accepted Date

March 10, 2026



Down to Earth Landscape & Irrigation

PO Box 72701
Cleveland, Ohio 44192-0002
(321) 263-2700

Estimate: #142715

Customer Address

Inframark
Jayna Cooper
2005 Pan Am Circle Suite 300
Tampa, Florida 33604
Jayna.Cooper@inframark.com
813-608-8242

Billing Address

Jayna Cooper
Inframark
2005 Pan Am Circle Suite 300
Tampa, FL 33604

Physical Job Address

Berry Bay CDD
4969 Eagle Rock Dr
Wimauma, FL 33589

Job

Grade Hog Damage - March
2026

Estimated Job Start Date

March 30, 2026

Proposed By

Alexandra Steiner

Due Date

<u>Estimate Details</u>				
Description of Services & Materials	Unit	Quantity	Rate	Amount
Tree/Plant Installation				
Site Prep, Removal, & Disposal (E)				\$450.00
Comand Soil	Cubic Yard	0.25	\$181.56	\$45.39
Bahia Sod installed (E)	Pallet	1	\$493.12	\$493.12
			Subtotal	\$988.51
			Estimated Tax	\$0.00
			Job Total	\$988.51

Grade hog damage at two ponds off BG Blvd/Eagle Rock and Juniper Cove/Blue Azure. Patch with Bahia sod.

Estimates require a 50% deposit to order and schedule any approved work. Price does not include any irrigation repairs. Irrigation repairs to be billed separately on a time and material basis.

Proposed By:

Alexandra Steiner
Down to Earth

03/10/2026

Date

Agreed & Accepted By:

Signed by:

Rollamay Turkoane

1F3BE9E795D0415...

Inframark

3/13/2026

Date

Estimates require a 50% deposit to order and schedule any approved work. The remaining invoice balance is due upon receipt. Pricing on this proposal is good for 30 days from the date created. Actual irrigation repairs will be billed at our standard labor rate plus materials. Any loss or damage from theft, tampering, vandalism, drainage, soil conditions, salt, frost, wildlife, pests, disease, lack of proper maintenance, or acts of God are excluded from this warranty. Additionally, anything underground that cannot be marked by "No Cuts", if damaged, is not covered in the above proposal. Unless specifically quoted, this job only includes an irrigation check. If irrigation services are required, an additional bid will be submitted. If the additional bid is not accepted, DTE is not responsible for loss of materials installed. This proposal is subject to our Terms & Conditions at <https://dtelandscape.com/terms-and-conditions/>.



BERRY BAY CDD

FIELD INSPECTION REPORT-MARCH- DOWN TO EARTH

Thursday, March 19, 2026

Prepared For Board Of Supervisors

20 Items Identified

Arturo Gandarilla

DISTRICT FIELD COORDINATOR

Completed

Scheduled/Monitoring

No response/Not completed


**Fertilizer was put down
03/24/26**

Item 1- Berry Grove Blvd

Due By: Monday, April 6, 2026

Assigned To: Down To Earth

The newly installed plant material is green and healthy. However, weeds are present within the planting beds and should be removed. Additionally, a cut irrigation drip line was observed in this area. If the line is no longer in use, it should be properly removed; if it is still active, it should be repaired accordingly.




Item 2- Berry Grove Blvd

Due By: Monday, April 6, 2026

Assigned To: Down To Earth

The plant material in front of the monument is green and healthy. However, weeds are present within the planting beds and should be treated. There are also areas where the irrigation drip line is exposed and/or cut; if these lines are no longer active, they should be properly removed, or repaired if still in use. Additionally, weeds are present at the top of the monument bed, directly in front of the sign, and should be addressed.





Item 3- Berry Grove Blvd (Turf)

Due By: Monday, April 6, 2026

Assigned To: Down To Earth

The turf along Berry Grove Blvd has shown significant improvement in overall fertility and condition. The center island immediately upon turning from 301 onto Berry Grove Blvd is scheduled for turf replacement during the week of 03-23-26.






Item 4- Berry Grove Blvd

Due By: Monday, April 6, 2026

Assigned To: Down To Earth

The ornamental grasses are well maintained, and the planting beds are being properly soft-edged in this area. However, the viburnum hedge along the fence line should be trimmed and maintained clear of the fence. Additionally, several ant mounds were observed within the center island; these should be treated, and once inactive, the mounds should be raked and leveled.



ant mounds will be taken care of the week of 04/01/26


viburnum hedge trimming started the week of 03/23/26

Item 5- Berry Grove Blvd (Trimming)

Due By: Monday, April 6, 2026

Assigned To: Down To Earth

The viburnum hedges along the fence should be trimmed and maintained clear of the fence line.





trimming began on 03/23/26

Item 6- New Landscape

Due By: Monday, April 6, 2026

Assigned To: Down To Earth

The newly installed pine trees are showing signs of stress and decline. Down to Earth should inspect and provide an update on the cause of these conditions.



Item 7- Berry Grove Blvd (Weeds In Beds)

Due By: Monday, April 6, 2026

Assigned To: Down To Earth

Weeds are present in the tree rings along the main boulevard and should be treated.

Additional weeds are present in the beds where firebush was damaged by the cold front.

Down to Earth should continue cutbacks on plant material recovering from the cold front and maintain tree rings free of weeds with well-defined edges.



Scheduled for the week of 04/01/26

Item 8- Berry Grove Blvd (Tree Rings)

Due By: Monday, April 6, 2026

Assigned To: Down To Earth




Weeds are growing through the mulch in the Sabal palm tree rings. Treat these areas with a selective herbicide and maintain the tree rings free of weeds. Tree rings also require soft edging.



Item 9- Berry Roundabout (Annual Beds)

Assigned To: Down To Earth

The annuals are vibrant and well-maintained; however, the beds contain a significant amount of weeds that should be pulled or treated.




Item 10- Berry Grove Blvd (Soft Edging)

Due By: Monday, April 6, 2026

Assigned To: Down To Earth

Tree rings should be treated for weeds and soft-edged. The bed along the fence has St. Augustine runners encroaching and should also be soft-edged and treated. Weeds growing between the viburnum hedge should be removed, and the hedge should be trimmed and maintained clear of the fence.






Scheduled for the week of 04/01/26

Item 11- Juniper Cove (New Turf)

Assigned To: Down To Earth

The turf installed a few weeks ago is well-maintained and shows good fertility.




Item 12- Dog Park Area

Due By: Monday, April 6, 2026

Assigned To: Down To Earth

Weeds are growing in the small bed of ornamental grasses inside the dog park and should be treated and kept clean. Weeds along the fence are overgrown and should be weed-eated.



The dog park requires additional attention to maintain overall appearance.



Item 13- Clubhouse

Assigned To: Down To Earth



copperleaf has been removed



Item 14- Pool And Furniture

Assigned To: Blue life And Clubhouse Manager

The pool is well-maintained, with clear, blue water. Pool furniture and signage are also in good condition and properly maintained.



Item 15- Clubhouse Pavers (Weeds)

Due By: Monday, April 6, 2026

Assigned To: Down To Earth



Weeds are growing in the cracks between pavers and should be burned down and treated with selective herbicide. This should be maintained regularly to ensure the area around the clubhouse remains neat and well-kept.



Item 16- Pond 3

Assigned To: Eco Logic

Pond is well maintained.





Item 17- Pond 6

Due By: Monday, April 6, 2026

Assigned To: Eco Logic

The pond is well maintained however there is some trash present that will need to be removed.




Item 18- Pond 7

Due By: Monday, April 6, 2026

Assigned To: Eco Logic

The pond has some torpedo grass beginning to grow and trash.




Scheduled for the week of 04/01/26

Item 19- Pond 18

Due By: Monday, April 6, 2026

Assigned To: Eco Logic

Pond has penny-wort that needs to be treated.





Item 20- Pond 14

Due By: Monday, April 6, 2026

Assigned To: Eco Logic

The pond has some penny-wort beginning to grow and should be treated.





Lake Maintenance Service Report

Date: Wednesday, March 4, 2026

Lead Technician: Robert Nagle

Site Name: Berry Bay

Lakes Serviced:

Lake Number	Algae Control	Shoreline Weeds	Floating Weeds	Submerged Weeds	Non-littoral Growth	Selective Littoral Growth	Manual Cutting	Trash Removal	Aquatic Pest Control
1		✓							
2		✓							
3		✓							
4		✓							
5		✓							
6		✓							
7		✓							
8		✓							
9		✓							
11		✓							
21		✓							
22		✓							
12	✓	✓	✓	✓					
14	✓	✓	✓	✓					

Lake Number	Algae Control	Shoreline Weeds	Floating Weeds	Submerged Weeds	Non-littoral Growth	Selective Littoral Growth	Manual Cutting	Trash Removal	Aquatic Pest Control
15		✓							

Notes:

Lakes looked ok. Algae is starting to bloom. Some small shoreline growth.